

82100-1_Sil-
Matrix_20131209_1.pdf

PEEL HERE TO OPEN ➤

SIL-MATRIX™

FUNGICIDE/MITICIDE/INSECTICIDE

For use on vegetables, fruits, nuts, vine crops, field crops, ornamentals and turf for control of fungal diseases, and control of spider mites, aphids, whiteflies and other insects.

ACTIVE INGREDIENT:

Potassium silicate29%

OTHER INGREDIENTS:71%

TOTAL100%

Net Contents: 2.5 gallons

EPA REG. NO. 82100-1
EPA EST. NO. 70051-CA-001
LOT NUMBER

Manufactured by:
PQ Corporation
P.O. Box 840
Valley Forge, PA 19482
800-944-7411

**KEEP OUT OF REACH OF CHILDREN
CAUTION / PRECAUCION**

Si usted no entiende la etiqueta, busque a alguien para que
se la explique a usted en detalle.

(If you do not understand the label, find someone to explain it to you in detail.)

First Aid

If in eyes	<ul style="list-style-type: none"> • Hold eye open and rinse slowly and gently with water for 15-20 minutes. • Remove contact lenses, if present, after the first 5 minutes, then continue rinsing eye. • Call a poison control center or doctor for treatment advice.
If on skin or clothing	<ul style="list-style-type: none"> • Take off contaminated clothing. • Rinse skin with plenty of water for 15-20 minutes. • Call a poison control center or doctor for treatment advice.

HOT LINE NUMBER: Have the product container or label with you when calling a poison control center or doctor, or going for treatment. You may also contact the National Product Safety Hotline 1-866-359-5667 day or night, for emergency medical treatment information.

Sil-MATRIX™ is a registered trademark of PQ Corporation.



Item code: 154000
Package code: 550450
Art code: 154000-40-C2-071712

PRECAUTIONARY STATEMENTS**Hazards to Humans and Domestic Animals**

Caution: Causes moderate eye irritation. Do not get in eyes or on clothing. Wear goggles or face shield when handling concentrate. After product is diluted in accordance with the directions for use, goggles or face shield are not required. Avoid contact with skin, eyes or clothing. Wash thoroughly with soap and water after handling and before eating, drinking, chewing gum, or using tobacco. Wear appropriate personal protective equipment (PPE).

PERSONAL PROTECTIVE EQUIPMENT (PPE)**Applicators and other handlers must wear:**

- Long-sleeved shirt and long pants
- Shoes and socks.
- Chemical-resistant gloves
- Goggles or face shield when handling undiluted concentrate

Follow manufacturer's instructions for cleaning/ maintaining PPE. If no such instructions exist for washables, use detergent and hot water. Keep and wash PPE separately from other laundry.

USER SAFETY RECOMMENDATIONS:

Users should:	<ul style="list-style-type: none"> • Remove clothing immediately if pesticide gets inside. • Remove PPE immediately after handling this product. Wash the outside of gloves before removing. As soon as possible, wash thoroughly and change into clean clothing.
---------------	---

ENVIRONMENTAL HAZARDS:

For terrestrial uses, do not apply directly to water, or to areas where surface water is present or to intertidal areas below the mean high water mark. Do not contaminate water when cleaning equipment or disposing of equipment wash water or rinsate.

Do not discharge effluent containing this product into lakes, streams, ponds, estuaries, oceans, or other waters unless in accordance with the requirements of a National Pollutant Discharge Elimination System (NPDES) permit and the permitting authority has been notified in writing prior to discharge. Do not discharge effluent containing this product to sewer systems without previously notifying the local sewage treatment plant authority. For guidance contact your State Water Board or Regional Office of the EPA.

In the event of an in-transit environmental release or spill of this product, that may endanger the environment, call Chemtrec at 1-800-424-9300.

DIRECTIONS FOR USE

It is a violation of Federal law to use this product in a manner inconsistent with its labeling.

Do not apply this product in a way that will contact workers or other persons, either directly or through drift. For any requirements specific to your State or Tribe, consult the agency responsible for pesticide regulation.

Do not apply this product through any irrigation system unless the supplemental labeling on chemigation is attached.

AGRI

Use tl
170. T
eries,
also c
protec
this p
Do nc
PPE r
involv
• Cov
• Che
• Sho
• Gog

NON-

The re
fectio
to prc
Keep

GENEF

Sil-MAT
turf anc
uled pr
insects
all ster
Sil-MAT
Athletic
Sod Fa
Since a
been te
toxic
Avoid (
MATRI)
informa

AGRICULTURAL USE REQUIREMENTS

Use this product only in accordance with its labeling and with the Worker Protection Standard, 40 CFR Part 170. This standard contains requirements for the protection of agricultural workers on farms, forests, nurseries, and contains requirements for training, decontamination, notification, and emergency assistance. It also contains specific instructions and exceptions pertaining to the statements on this label about personal protective equipment (PPE), and restricted-entry interval. The requirements in this box only apply to uses of this product that are covered by the Worker Protection Standard.

Do not enter or allow worker entry into treated areas during the restricted entry interval (REI) of 4 hours.

PPE required for early entry to treated areas that is permitted under the Worker Protection Standard and that involves contact with anything that has been treated, such as plants, soil, or water is:

- Coveralls
- Chemical-resistant gloves made of any waterproof material
- Shoes and socks
- Goggles or face shield when handling undiluted concentrate

NON-AGRICULTURAL USE REQUIREMENTS

The requirements in this box apply to uses of this product that are NOT within the scope of the Worker Protection Standard for agricultural pesticides (40 CFR Part 170). The WPS applies when this product is used to produce agricultural plants on farms, forests, nurseries, or greenhouses.

Keep unprotected persons out of treated area until sprays have dried.

GENERAL USE INFORMATION

Sil-MATRIX™ is a broad spectrum preventative fungicide recommended for agricultural crops, fruits, nuts, vines, turf and ornamentals. Optimum disease control is obtained when the fungicide is applied on a regularly scheduled preventative spray program. Sil-MATRIX™ also provides control of mites, aphids, whiteflies and other insects. Optimum performance is achieved using a sufficient volume of water to insure complete coverage of all stems and foliage.

Sil-MATRIX™ is for use on Ornamental Turf Lawns (Residential, Industrial and Institutional), Parks, cemeteries, Athletic Fields and Golf Courses (Fairways, Aprons, Tees, and Roughs), and similar turf areas. Also for use on Sod Farms.

Since all combinations or sequences of pesticide applications including surfactants and adjuvants have not been tested, before wide spread application, test a small area to be sprayed first to make certain that no phytotoxicity occurs.

Avoid contact with glass. Remove promptly from glass surfaces. Read the entire label before using Sil-MATRIX™. Consult your State Agricultural Experimental Station or Extension Service Specialist for additional information on application timing, rates and any additional requirements or restrictions.

MIXING

Be sure spray tank is work mixing remain store d

COMP

Sil-MAT use the ring ad do not encoun

APPLI

Sil-MAT mites, i mentala soybea

Rate of lower r. trol. Ari

For all unless

umes. / are con conduc gram w and req apply S

when han-
dled are not
and before
-).

ables, use

s before

tial areas
equipment

ner waters
'DES) per-
luent con-
hority. For

iment, call

drift. For
on.

emigration

FR Part
ts, nurs-
stance. It
personal
uses of

ours.
and that

ker Pro-
t is used

uts, vines,
rly sched-
and other
verage of

emeteries,
for use on

have not
at no phy-

using Sil-
additional

MIXING INSTRUCTIONS:

Be sure the sprayer is clean and not contaminated with other materials prior to use. When using an agitated spray tank fill tank 1/2 to 3/4 full with clean water and start agitation. Be certain that the agitation system is working properly. With the agitator running add the required amount of Sil-MATRIX™ to the tank. If tank mixing with other materials, add them to the tank and continue agitation. Continue filling tank with the remainder of the water. Agitate until mixed thoroughly and avoid excessive foaming. Mix as needed; do not store diluted material.

COMPATIBILITY:

Sil-MATRIX™ is compatible with most commonly used agricultural pesticides. If compatibility is in question, use the compatibility jar test before mixing a whole tank. Dilute Sil-MATRIX™ to its use rate and then with stirring add the other components in the appropriate amounts. If precipitation, gelation, or sedimentation occurs, do not use the combination of pesticides. Because of the wide variety of possible combinations that can be encountered, observe all precautions and limitations on the label of all products used in mixtures.

APPLICATION INSTRUCTIONS:

Sil-MATRIX™ is a broad spectrum pesticide for control of the fungal disease powdery mildew, and control of mites, aphids, whiteflies and other insects on vegetables, fruits, nuts, vine crops, agronomic crops, and ornamentals; for control of gray mold rot (*Botrytis cinerea*) on blueberry; for suppression of Asian soybean rust on soybean, and for suppression of gray leaf spot, brown patch, dollar spot, and snow mold on turf.

Rate of application is variable according to pest pressure, timing of sprays and plant stage of growth. Use lower rates under light to moderate pest pressure; higher rates under heavy pest pressure and for mite control. Arid climates generally require higher rates.

For all crops, apply Sil-MATRIX™ at a volume to volume concentration of 0.25% to 1% spray solution, unless otherwise specified. For example, 1-4 quarts per 100 gallons of water. See Dilution Table for other volumes. Apply on a preventative schedule for disease control. Begin applications when environmental conditions are conducive to disease development. Repeat applications no sooner than every 7 days. When conditions are conducive for rapid disease development, it is recommended that Sil-MATRIX™ be used in a rotational program with other registered fungicides. For mite and insect control, begin applications when pests first appear and repeat applications as necessary to maintain control, but no sooner than every 7 days. For best results, apply Sil-MATRIX™ before leaf hardening.

For ma
label rat

qts = q

For fruit
finished :

Sp
1.1
2.1
3.1
4.1

For veg
MATRIX

Sp
1.1
2.1
3.1
4.1

For orn
good co

Sp
1.1
2.1

agitated n system
k. If tank
with the
d; do not

For maximum results, use a high analysis non-ionic surfactant such as No-Foam A at recommended label rates.

question,
with stir-
n occurs,
at can be

ontrol of
ind orna-
n rust on

with. Use
nite con-

solution,
other vol-
onditions
itions are
onal pro-
st appear
it results,

**DILUTION TABLE FOR FOLIAR APPLICATIONS
(20-250 gallons per acre)**

Gal Water	Quarts Sil-Matrix 0.25% Sol.	Quarts Sil-Matrix 0.5% Sol.	Quarts Sil-Matrix 0.75% Sol.	Quarts Sil-Matrix 1% Sol.
20	0.2 qts	0.4 qts	0.6 qts	0.8 qts
40	0.4 qts	0.8 qts	1.2 qts	1.6 qts
50	0.5 qt	1 qt	1.5 qts	2 qts
100	1 qts	2 qts	3 qts	4 qts
150	1.5 qts	3 qts	4.5 qts	6 qts
200	2 qts	4 qts	6 qts	8 qts
250	2.5 qts	5 qts	7.5 qts	10 qts

qts = quarts Gal= gallons

For fruit, nut and vine crops: apply 0.25% to 1% solution (2-4 quarts Sil-MATRIX™/100 gal.) in 50 to 250 gallons finished spray per acre.

Specific Use Restrictions:

1. Apply up to the day of harvest (0 day PHI).
2. Do not apply more than 10 quarts per acre (7.5 lb ai/a) per application.
3. Do not apply more than 20 gallons per acre (60 lb ai/a) per season.
4. Do not make post harvest applications.

For vegetable crops and other agronomic crops: apply 0.25% to 1% solution (1-4 quarts Sil-MATRIX™/100 gal.) at a minimum rate of 20 gallons finished spray per acre.

Specific Use Restrictions:

1. Apply up to the day of harvest (0 day PHI).
2. Do not apply more than 4 quarts per acre (3.0 lb ai/a) per application.
3. Do not apply more than 7 gallons per acre (21 lb ai/a) per season.
4. Do not make post harvest applications

For ornamental crops: apply 0.25% to 1% solution (1-4 quarts Sil-MATRIX™/100 gal.) making sure to get good coverage of the foliage. Apply in 20 to 250 gallons of water per acre.

Specific Use Restrictions:

1. Do not apply more than 10 quarts per acre (7.5 lb ai/a) per application.
2. Do not apply more than 15 gallons per acre (45 lb ai/a) per season.

For turf u
per acre |
Spe
1. D
fl
2. D
o

DISEASE
Sil-MATR
observe p
schedule,
for diseas

needed **For turf use:** apply 1 to 2% solution (4-8 quarts Sil-MATRIX™/100 gal.) in a minimum of 40 gallons finished spray per acre [or 1 gallon finished spray per 1000 ft²].

Specific Use Restrictions:

1. Do not apply more than 8 quarts per acre (6.0 lb ai/a) per application. **[Do not apply more than 5.8 fluid ounces per 1000 ft² (0.14 lb ai/1000 ft²) per application.]**
2. Do not apply more than 10 gallons per acre (30 lb ai/a) per season. **[Do not apply more than 29 fluid ounces per 1000 ft² (0.7 lb ai/1000 ft²) per season.]**

DISEASE MONITORING:

Sil-MATRIX™ is a broad spectrum, preventative fungicide. If not applied on a routine protectant spray schedule, observe plants for disease signs or symptoms. Apply appropriate fungicide, at the listed label use rate and spray schedule, at the first sign of disease, report of disease in the area, or during environmental conditions favorable for disease development.

OUTDOOR AND GREENHOUSE CROPS: POME FRUIT, NUT CROPS, STONE FRUITS
(Including but not limited to)

Apples	Crabapple	Loquat
Mayhaw	Pear	Quince
Apricot	Cherry	Nectarine
Peach	Plum	Prune
Almond	Beech nut	Filbert
Butternut	Cashew	Chestnut
Chinquapin	Brazil nut	Macadamia
Hickory	Pecan	Walnut

BERRIES AND VINE CROPS
(Including but not limited to)

Blackberry	Blueberry	Gooseberry
Loganberry	Raspberry	Strawberry
Grapes		

ROOT & BULB VEGETABLES
(Including but not limited to)

Beet, garden	Chicory	Rutabaga
Beet, sugar	Ginseng	Salsify
Horseradish	Carrot	Parsley root
Celeriac	Radish	Turnip
Chervil	Potato	Cassava
Ginger	Sweet Potato	Yam
Garlic	Leek	
Onion	Shallot	

) gallons

e to get

ed spray

n 5.8

29 fluid

chedule,
nd spray
avorable**LEAFY & BRASSICA VEGETABLES****(Including but not limited to)**

Arugula	Celery	Endive
Fennel	Parsley	Radicchio
Rhubarb	Spinach	Swiss chard
Broccoli	Brussels sprouts	Cabbage
Cauliflower	Collards	Kale
Kohlrabi	Mustard Greens	Lettuce

LEGUME VEGETABLES**(Including but not limited to)**

Beans	Broad bean	Chickpea
Lentil	Pea	Soybean

CUCURBIT & FRUITING VEGETABLES**(Including but not limited to)**

Cucumber	Gherkin	Pumpkin
Muskmelon	Squash	Watermelon
Eggplant	Pepper	Tomato

CITRUS FRUITS**(Including but not limited to)**

Grapefruit	Orange	Lime
Lemon	Mandarin	Pummelo
Tangerine		

CEREAL GRAINS**(Including but not limited to)**

Barley	Oats	Sorghum
Popcorn	Corn	Rice
Wheat	Millet	Rye
Wild rice		

ADDITIONAL CROPS

Artichoke	Asparagus	Chayote
Coffee	Cotton	Hops
Jojoba	Ornamental	Pistachio
Turf grass	Industrial Hemp	
Sesame	Sunflower	Tea

Grass grown for Seed

TURF & ORNAMENTALS

(Including but not limited to broadleaf shrubs and trees, flowering plants and bulbs, and foliage plants.)

IMPORTANT NOTE: Plant sensitivities to Sil-MATRIX™ have been found to be acceptable for plants listed on this label; however it is impossible to know sensitivities under all conditions and phytotoxicity may occur. Due to the large number of species and varieties of ornamentals and nursery plants, it is impossible to test every one for sensitivity to Sil-MATRIX™. Neither the manufacturer nor seller endorses use upon species not listed on the label, nor has it been determined that Sil-MATRIX™ can be safely used on ornamental or nursery plants not listed on this label. The user must determine if Sil-MATRIX™ can be used safely prior to commercial use. In a small area, apply the listed rates to the plants in question, i.e. foliage, fruit, etc., and observe for 7-10 days for symptoms of phytotoxicity prior to commercial use. **Do not apply foliar sprays to open blooms of Geranium, Marigold, Pansy, and Petunia.**

BROADLEAF SHRUBS & TREES

Andromeda	Ash	Aspen
Azalea	Buckeye	Camellia
Cherry Laurel	Crabapple	Dogwood
Eucalyptus	Euonymus	Firethorn
Flowering almond		Flowering cherry
Flowering peach		Flowering plum
Flowering quince		Hawthorn
Holly	Lilac	Magnolia
Maple	Laurel	Oak
Red-tip	Poplar	Privet
Rhododendron	Sequoia	Spirea
Sycamore	Viburnum	Walnut

FLOWERING PLANTS & BULBS

African violet	Begonia	Carnation
Chrysanthemum	Crocus	Daffodil
Daisy	Geranium*	Gladiolus
Hollyhock	Hydrangea	Iris
Lily	Marigold*	Narcissus
Pansy*	Petunia*	Phlox
Rose	Statice	
Tulip	Zinnia	

***NOTE: Do not apply foliar sprays of Sil-MATRIX™ to open blooms of these species.**

FOLIAGE PLANTS

Aglaonema	Palm	Artenesia
Boston fern	Dracaena	Dumbcane
Fatsia	Ficus	Ruffle fern
Lipstick plant	Ming aralias	Oyster plant
Pachysandra	Parlor palm	Peperomia
Philodendron	Prayer plant	Syngonium
Zebra plant	Leatherleaf fern	

Do not
Storag
above
excess
Pestic
approv
For noi
Contai
alent) p
or a mi
recap.
or disp
for recy
and loc
For noi
Contai
alent) p
or a mi
roll it b
and tip
eral tirm
Repeat
punctu

Containe

Read th
uct. If th
chase p
The direc
suppress
extraordi
tices, all
user or g
failure to
PQ Corp
for the pt
above wl
no other
warranty

plants.)
listed on
cur. Due
very one
id on the
lants not
use. In a
days for
ranium,

STORAGE AND DISPOSAL

Do not contaminate water, food, or feed by storage and disposal.

Storage: Keep pesticide in original container. Keep container tightly closed when not in use. Store product above 40°F. Do not store in aluminum, fiberglass, copper, brass, zinc, or galvanized containers. Protect from excessive heat. Store in a cool, dry place.

Pesticide Disposal: Wastes resulting from the use of this product may be disposed of on site or at an approved waste disposal facility.

For nonrefillable containers with capacities equal to or less than 5 gallons:

Container Handling: Nonrefillable container. Do not reuse or refill this container. Triple rinse container (or equivalent) promptly after emptying. Triple rinse as follows: Empty the remaining contents into application equipment or a mix tank and drain for 10 seconds after the flow begins to drip. Fill the container 1/4 full with water and recap. Shake for 10 seconds. Pour rinsate into application equipment or a mix tank or store rinsate for later use or disposal. Drain for 10 seconds after the flow begins to drip. Repeat this procedure two more times. Then offer for recycling, if available or puncture and dispose of in a sanitary landfill, or by incineration, or if allowed by state and local authorities, by burning. If burned, stay out of smoke.

For nonrefillable containers with capacities greater than 5 gallons:

Container Handling: Nonrefillable container. Do not reuse or refill this container. Triple rinse container (or equivalent) promptly after emptying. Triple rinse as follows: Empty the remaining contents into application equipment or a mix tank. Fill the container 1/4 full with water. Replace and tighten closures. Tip container on its side and roll it back and forth, ensuring at least one complete revolution, for 30 seconds. Stand the container on its end and tip it back and forth several times. Turn the container over onto its other end and tip it back and forth several times. Empty the rinsate into application equipment or a mix tank or store rinsate for later use or disposal. Repeat this procedure two more times. Then offer for recycling, if available or reconditioning if appropriate or puncture and dispose of in a sanitary landfill, or by other procedures approved by state and local authorities.

Container Batch or Lot Code #

LIMITED WARRANTY AND LIMITATIONS OF LIABILITY AND REMEDIES

Read the Conditions of Sale – Warranty and Limitations of Liability and Remedies before using this product. If the terms are not acceptable, return unopened container at once to the seller for full refund of purchase price paid.

The directions on this label are believed to be reliable and should be followed carefully. Insufficient control or suppression of pests and/or injury to the crop to which the product is applied may result from the occurrence of extraordinary or unusual weather conditions or the failure to follow the label directions or good application practices, all of which are beyond the control of PQ Corporation or the seller. PQ Corporation recommends that the user or grower test this product on a portion of the crop to determine suitability for the intended use. In addition, failure to follow label directions may cause injury to crops, animals, man or the environment.

PQ Corporation warrants that this product conforms to the chemical description on the label and is reasonably fit for the purposes stated on the label when used in strict accordance with the directions, subject to the factors noted above which are beyond the control of PQ Corporation. To the extent allowed by law, the PQ Corporation makes no other warranties or representations of any kind, express or implied, concerning the product, including no implied warranty of merchantability or fitness for any particular purpose, and no such warranty shall be implied by law.

To the e
the han

1. Refur
2. Repla
To the e
tion are
but not
user acc
Sil-MAT

Chemig GENER

Apply th
or hand
type of

Crop inj

Do not
water sy

A perso
of the re

Public v
such sy
at least

Chemig;
back-flo
ticide in
tank fill
the fill p

The pes
flow of f

The pes
the intal
drawn fi

The sys
when th
decreas

To the extent allowed by law, the exclusive remedy against PQ Corporation for any cause of action relating to the handling or use of this product shall be limited to, at PQ Corporation's election, one of the following:

1. Refund of purchase price paid by buyer or user for product bought, or
2. Replacement of amount of product used

To the extent allowed by law, PQ Corporation shall not be liable and any and all claims against PQ Corporation are waived for special, indirect, incidental, or consequential damages or expense of any nature, including, but not limited to, loss of profits or income. PQ Corporation and the seller offer this product, and the buyer and user accept it, subject to the foregoing conditions of sale and limitation of warranty, liability and remedies.

Sil-MATRIX™ is a registered trademark of PQ Corporation.

AS25-1007

SUPPLEMENTAL LABELING
Sil-MATRIX™
FUNGICIDE/MITICIDE/INSECTICIDE

Chemigation Application Instructions

GENERAL INFORMATION:

Apply this product only through drip (trickle); sprinkler (solid set, lateral move, end tow, sideroll, center pivot, or hand move); flood (basin); furrow; or border irrigation systems. Do not apply this product through any other type of irrigation system.

Crop injury or lack of effectiveness can result from non-uniform distribution of treated water.

Do not connect an irrigation system (including greenhouse systems) used for pesticide application to a public water system unless the pesticide label-prescribed safety devices for public water systems are in place.

A person knowledgeable of the chemigation system and responsible for its operation, or under the supervision of the responsible person, shall shut the system down and make necessary adjustments should the need arise.

Public water system means a system for the provision to the public of piped water for human consumption if such system has at least 15 service connections or regularly serves an average of at least 25 individuals daily at least 60 days out of the year.

Chemigation systems connected to public water systems must contain a functional, reduced pressure zone, back-flow preventer (RPZ) or the functional equivalent in the water supply line upstream from the point of pesticide introduction. As an option to the RPZ, discharge the water from the public water system into a reservoir tank prior to pesticide introduction. There shall be a complete physical break (air gap) between the outlet end of the fill pipe and the top or overflow rim of the reservoir tank of at least twice the inside diameter of the fill pipe.

The pesticide injection pipeline must contain a functional, automatic, quick-closing check valve to prevent the flow of fluid back toward the injection.

The pesticide injection pipeline must contain a functional, normally dosed, solenoid operated valve located on the intake side of the injection pump and connected to the system interlock to prevent fluid from being withdrawn from the supply tank when the irrigation system is either automatically or manually shut down.

The system must contain functional interlocking controls to automatically shut off the pesticide injection pump when the water pump motor stops, or in cases where there is no water pump, when the water pressure decreases to the point where pesticide distribution is adversely affected.

Systems
effectivel
ted with :

Do not aj

DRIP TR

1. The ately
2. The flow
3. The local bein
4. The pum
5. The mot
6. Syst pum of br
7. Dilut water mod or e; rate

SPRINKI

1. The ately
2. The prev
3. The loca from shut
4. The pum
5. The mot

product
ct from

or at an

ir equip-
jment
iter and
ater use
en offer
by state

ir equip-
jment
ide and
its end
rth sev-
isposal.
riate or
orties.

his prod-
id of pur-

ontrol or
rrerence of
tion prac-
s that the
addition,

sonably fit
ors noted
on makes
to implied
y law.

lating to
ng:

Systems must use a metering pump, such as a positive displacement Injection pump (e.g., diaphragm pump) effectively designed and constructed of materials that are compatible with pesticides and capable of being fitted with a system interlock.

Do not apply when wind speed favors drift beyond the area intended for treatment.

orpora-
cluding,
ayer and
idies.

DRIP TRICKLE CHEMIGATION:

1. The system must contain a functional check valve, vacuum relief valve and low pressure drain appropriately located on the irrigation pipeline to prevent water source contamination from backflow.
2. The pesticide injection pipeline must contain a functional, automatic, quick-closing valve to prevent the flow of fluid back toward the injection pump.
3. The pesticide injection pipeline must also contain a functional, normally closed, solenoid-operated valve located on the intake side of the injection pump and connected to the system interlock to prevent fluid from being withdrawn from the supply tank when the irrigation system is either automatically or manually shut down.
4. The system must contain functional interlocking controls to automatically shut off the pesticide injection pump when the water pump motor stops.
5. The irrigation line or water pump must include a functional pressure switch which will stop the water pump motor when the water pressure decreases to the point where pesticide distribution is adversely affected.
6. Systems must use a metering pump such as a positive displacement injection pump (i.e., diaphragm pump) effectively designed and constructed of materials that are compatible with pesticides and capable of being fitted with a system interlock.
7. Dilute the product in water following the label mixing directions. It may be premixed in a supply tank with water, fertilizer, or other appropriate tank-mixed agricultural chemicals. Agitation is necessary. Apply to moderately moist soils. Use volumes that thoroughly wet the soil but that do not cause significant runoff or excessive drip from pots. Application should be continuous in sufficient water to apply the application rate evenly to the entire treated area.

25-1007

er pivot,
ny other

a public
ce.

ervision
ed arise.

ption if
als daily

SPRINKLER CHEMIGATION:

1. The system must contain a functional check valve, vacuum relief valve, and low pressure drain appropriately located on the irrigation pipeline to prevent water source contamination from backflow.
2. The pesticide injection pipeline must also contain a functional, automatic, quick-closing check valve to prevent the flow of fluid back toward the injection pump.
3. The pesticide injection pipeline must also contain a functional, normally closed, solenoid-operated valve located on the intake side of the injection pump and connected to the system interlock to prevent fluid from being withdrawn from the supply tank when the irrigation system is either automatically or manually shut down.
4. The system must contain functional Interlocking controls to automatically shut off the pesticide injection pump when the water pump motor stops.
5. The irrigation line or water pump must include a functional pressure switch which will stop the water pump motor when the water pressure decreases to the point where pesticide distribution is adversely affected.

ire zone,
t of pes-
reservoir
at end of
fill pipe.

vent the

ated on
ng with-

on pump
pressure

6. Syste
effect
fitted

7. Dilute
water
soils
signif
the aj

8. Do nc

FLOOD (E

1. Syste
head
decre

2. Syst
a.

b.

c.

d.

e.

f.

3. Dilute
water
eratel
tion s

- ing pump)
ing fit-
- ropri-
- ent the
- Systems must use a metering pump such as a positive displacement injection pump (i.e., diaphragm pump) effectively designed and constructed of materials that are compatible with pesticides and capable of being fitted with a system interlock.
 - Dilute the product in water following the label mixing directions. It may be premixed in a supply tank with water, fertilizer, or other appropriate tank-mixed agricultural chemicals. Agitation is necessary. Apply when soils are moderately moist. Use volumes that thoroughly wet the foliage and/or soil but that do not cause significant runoff or excessive drip from pots. Application should be continuous in sufficient water to apply the application rate evenly to the entire treated area.
 - Do not apply when wind speed favors drift beyond the area intended for treatment.

d valve
id from
t down.
jection

r pump
ected.
hragm
apable

nk with
pply to
t runoff
lication

ropri-

valve to

d valve
nt fluid
uanually

jection

r pump
ected.

FLOOD (BASIN), FURROW AND BORDER CHEMIGATION:

- Systems using a gravity flow pesticide dispensing system must meter the pesticide into the water at the head of the field and downstream of a hydraulic discontinuity such as a drop structure or wear box to decrease potential of water source contamination from the backflow if water flow stops.
- Systems utilizing a pressurized water and pesticide injection system must meet the following requirements:
 - The system must contain a functional check valve, vacuum relief valve, and low pressure drain appropriately located on the irrigation pipeline to prevent water source contamination from backflow.
 - The pesticide injection pipeline must contain a functional, automatic, quick-closing check valve to prevent the flow of fluid back toward the injection pump.
 - The pesticide injection pipeline must also contain a functional, normally closed, solenoid-operated valve located on the intake side of the injection pump and connected to the system interlock to prevent fluid from being withdrawn from the supply tank when the irrigation system is either automatically or manually shut down.
 - The system must contain functional interlocking controls to automatically shut off the pesticide injection pump when the water pump motor stops.
 - The irrigation line or water pump must include a functional pressure switch which will stop the water pump motor when the water pressure decreases to the point where pesticide distribution is adversely affected.
 - Systems must use a metering pump, such as a positive displacement injection pump (i.e. diaphragm pump), effectively designed and constructed of materials that are compatible with pesticides and capable of being fitted with a system interlock.
- Dilute the product in water following the label mixing directions. It may be premixed in a supply tank with water, fertilizer, or other appropriate tank-mixed agricultural chemicals. Agitation is necessary. Apply to moderately moist soils. Use volumes that thoroughly wet the soil but that do not cause significant runoff. Application should be continuous in sufficient water to apply the application rate evenly to the entire treated area.

EPA 1/5/11
060713



For

ACTIVE IN
Potassium
OTHER IN
TOTAL.....

KE
CA

(If you

If in eyes

If on skin
clothing

HOT LIN
ing a pois
tact the P
gency m

PEEL HERE TO OPEN ►

Sil-MATRIX™

FUNGICIDE/MITICIDE/INSECTICIDE

For use on vegetables, fruits, nuts, vine crops, field crops, ornamentals and turf for control of fungal diseases, and control of spider mites, aphids, whiteflies and other insects.

ACTIVE INGREDIENT:

Potassium silicate29%

OTHER INGREDIENTS:

.....71%

TOTAL100%**Net Contents: 2.5 gallons**

EPA REG. NO. 82100-1
EPA EST. NO. 70051-CA-001
LOT NUMBER

Manufactured by:
PQ Corporation
P.O. Box 840
Valley Forge, PA 19482
800-944-7411

KEEP OUT OF REACH OF CHILDREN CAUTION / PRECAUCION

Si usted no entiende la etiqueta, busque a alguien para que
se la explique a usted en detalle.

(If you do not understand the label, find someone to explain it to you in detail.)

First Aid

If in eyes	<ul style="list-style-type: none"> • Hold eye open and rinse slowly and gently with water for 15-20 minutes. • Remove contact lenses, if present, after the first 5 minutes, then continue rinsing eye. • Call a poison control center or doctor for treatment advice.
If on skin or clothing	<ul style="list-style-type: none"> • Take off contaminated clothing. • Rinse skin with plenty of water for 15-20 minutes. • Call a poison control center or doctor for treatment advice.

HOT LINE NUMBER: Have the product container or label with you when calling a poison control center or doctor, or going for treatment. You may also contact the National Product Safety Hotline 1-866-359-5667 day or night, for emergency medical treatment information.

**Sil-MATRIX™ is a registered
trademark of PQ Corporation.**



Item code: 154000
Package code: 550450
Art code: 154000-40-C2-071712

PROOF

THIS PROOF IS TO BE CHECKED FOR ACCURACY

Please review and approve **Text, Spelling, Copy Placement, Size, Shape, Colors** and **Dieline**.

Authorized signature accepts responsibility for accuracy of all copy, color break and artwork. Cimarron Label is not liable for any discrepancies subsequently identified.

PLEASE NOTE: Due to color variance between printers/monitors, the colors represented by this proof cannot be deemed accurate. Please refer to a color matching system such as the Pantone Matching System for a truer representation of spot colors.

THIS PROOF IS NOT ACCURATE FOR COLOR-MATCH.






Dieline does not print.



Experts in Extended Text Labeling

4201 North Westport Ave. • Sioux Falls, SD 57107

Phone: (605) 978-0451 • Fax: (605) 978-0463

DATE	JOB NUMBER	CUSTOMER
9/11/13	46878	CERTIS
LABEL SIZE	LEAFLET FOLDED SIZE	LEAFLET FLAT SIZE
5.125" X 6.0"	5.125" X 5.125"	5.125" X 30.375"
LABEL COLORS	LEAFLET "OUT" COLORS	LEAFLET "IN" COLORS
 BLK	 BLK  382  548	 BLK
PATTERN VARNISH: <input checked="" type="checkbox"/> YES <input type="checkbox"/> NO		

Form: CS 006L - 11/8/2011

ARTWORK IS APPROVED

REVISED PROOF NEEDED

**WE CANNOT PROCESS
THIS ORDER WITHOUT AN
AUTHORIZED SIGNATURE**

Signed _____ Date _____