


1001

01-11-10

PEEL FROM CORNER OF BOOKLET

Produced For:  
**VOLUNTARY PURCHASING GROUPS, INC.**  
 230 FM 87 • BONHAM, TEXAS 75418  
 EPA Reg. No. 7401-456  
 EPA Est. No. 7401-TX-1  
 Visit Us At: [www.hi-yield.com](http://www.hi-yield.com)



**PRECAUTIONARY STATEMENTS  
 HAZARDS TO HUMANS AND DOMESTIC ANIMALS**

**WARNING:** Causes skin irritation and moderate eye injury. Harmful if swallowed, inhaled or absorbed through skin. Prolonged or frequently repeated skin contact may cause allergic reactions in some individuals. Do not get on skin or on clothing. Avoid contact with eyes. Avoid breathing vapor or spray mist. Wash thoroughly with soap and water after handling. Remove contaminated clothing and wash clothing before re-use. Do not allow children or pets to go onto a treated area until the treated area such as grass or soil has dried.

**FIRST AID**

Have the product container or label with you when calling a Poison Control Center or doctor, or going for treatment.

<b>If Swallowed</b>	<ul style="list-style-type: none"> <li>• Immediately call a Poison Control Center or doctor.</li> <li>• Do not induce vomiting unless told to do so by a poison control center or doctor.</li> <li>• Do not give any liquid to the person.</li> <li>• Do not give anything by mouth to an unconscious person.</li> </ul>
<b>If In Eyes</b>	<ul style="list-style-type: none"> <li>• Hold eye open and rinse slowly and gently with water for 15-20 minutes.</li> <li>• Remove contact lenses, if present, after the first 5 minutes, then continue rinsing eye.</li> <li>• Call a Poison Control Center or doctor for treatment advice.</li> </ul>
<b>If On Skin Or Clothing</b>	<ul style="list-style-type: none"> <li>• Take off contaminated clothing.</li> <li>• Rinse skin immediately with plenty of water for 15 to 20 minutes.</li> <li>• Call a Poison Control Center or doctor for treatment advice.</li> </ul>
<b>If Inhaled</b>	<ul style="list-style-type: none"> <li>• Move person to fresh air.</li> <li>• If person is not breathing, call 911 or an ambulance, then give artificial respiration, preferably by mouth-to-mouth, if possible.</li> <li>• Call a Poison Control Center or doctor for further treatment advice.</li> </ul>

**Note to Physician and Veterinarian:** Do not administer or instill milk, cream or other substances containing vegetable or animal fats which enhance absorption of lipophilic substances. This product contains petroleum distillates. Vomiting may cause aspiration pneumonia. **Emergency Phone Number:** Human Health, Call Poison Control Center 800-990-4944

1004-9-99

# Hi-Yield<sup>®</sup>

LAWN, GARDEN, PET  
 & LIVESTOCK

## INSECT CONTROL



- **FOR TERMITES: OUTSIDE, POST-CONSTRUCTION USE ONLY.**
- **For Outdoor Residential/Homeowner Use.**
- **Plus Borer And Carpenter Ant Control.**

<b>ACTIVE INGREDIENT:</b>	
Permethrin	10.0%
<b>OTHER INGREDIENTS:</b>	90.0%
<b>TOTAL:</b>	100.0%

\* Cis/trans isomers ratio: min. 35% (x) cis and max. 65% (x) trans.  
 \*\* Contains petroleum distillates.

**KEEP OUT OF REACH OF CHILDREN**

**WARNING**

See Back/Side Panel and Label Booklet for Additional Precautionary Statements and Directions For Use

**NET CONTENTS 8 FL. OZS.**

- CONTROLS:**  
 Ants  
 Aphids  
 Beetles  
 Borers  
 Crickets  
 Fire Ants  
 Flies  
 Grasshoppers  
 Mosquitoes  
 Ticks  
 Plus over 150 more insects listed on label.
- CONTROLS INSECTS ON:**  
 Dogs  
 Flowers  
 Fruit Trees  
 Indoor Plants  
 Lawn Areas  
 Livestock  
 Nut Trees  
 Outdoor Pests  
 Pawlry  
 Roses  
 Trees and Shrubs  
 Vegetables

## ENVIRONMENTAL HAZARDS

To protect the environment, do not allow pesticide to enter or run off into storm drains, drainage ditches, gutters or surface waters. Applying this product in calm weather when rain is not predicted for the next 24 hours will help to ensure that wind or rain does not blow or wash pesticide off the treatment area. Rinsing application equipment over the treated area will help avoid run off to water bodies or drainage systems.

## PHYSICAL AND CHEMICAL HAZARDS

Do not use or store near heat or open flame. Do not use this product in or around electrical equipment due to the possibility of shock hazard.

## DIRECTIONS FOR USE

It is a violation of Federal law to use this product in a manner inconsistent with its labeling.  
**READ ENTIRE LABEL BEFORE EACH USE.**

## HOW TO MIX AND APPLY

Not for use on Plants being grown for sale or other commercial use, or for commercial seed production, or for research purposes.

Mix the recommended amount of **HI-YIELD® LAWN, GARDEN, PET AND LIVESTOCK INSECT CONTROL** as directed and apply in accordance with specific Directions For Use. Where appropriate, calculate the area to be treated by measuring the length and the width then multiply together to determine the square footage of the area to be treated. Apply this product as a coarse spray with a pump-up or other type of hand-held sprayer. When mixing, first fill the sprayer with half of the required amount of water, then measure and add the appropriate amount of this product. Complete filling the sprayer with the remaining amount of required water. Shake the sprayer to mix the product and water. Thorough spray coverage is necessary, but avoid spray runoff or dripping.

For large area coverage such as on Lawns, this product may also be used through a hose-end type sprayer such as the ferti•lome Air-O-Matic Hose-End Sprayer. Always follow the directions

provided with the hose-end sprayer type for proper dilution and application of this product.

Do not use food utensils, such as measuring spoons or cups, for food purposes after use in measuring pesticides.

### MEASUREMENT CONVERSION CHART

1 teaspoon = 1/6 fl.oz.; 1 ounce = 6 teaspoons; 3 teaspoons = 1 tablespoon;  
2 tablespoons = 1 ounce • Tbs = Tablespoon; tsp = Teaspoon

### ORNAMENTAL HOUSE PLANTS

Contact and residual spray. Mix 1 1/2 teaspoons in 1 gallon of water. Use sufficient spray to obtain full and uniform coverage. Avoid spraying to the point of runoff. Adjust spray volume used to plant size.

Plants	Insects	Instructions
<p>INDOORS: To protect plants in greenhouses and lathhouses, and indoor landscaping.</p> <p>Ageratum, Ardisia, Aster, Azalea, Baby's Breath, Begonia, Birdsnest Fern, Bleeding Heart, Carnation, Chrysanthemum, Coleus, Crown of Thorns, Cockscomb, Cyclamen, Dracaena, Dumbcane, English Ivy, Fuchsia, Gladiolus, Grape Ivy, Hypoestes Ivy, Juniper, Lily, Marigold, Orchid,</p>	<p>Aphids, Armyworms, Corn Earworms, Cankerworms (Fall and Spring), Inchworms, Japanese Beetles, Leafminers, Leafrollers, Mealybugs, Scales, Spider Mites, Thrips (exposed), Whiteflies</p>	<p>Spray directly on insects. Remove infested plants from living areas or areas likely to be occupied by children, pets (particularly fish) prior to applications. When plants are dry, they can be returned to their original location. Do not use more product than is recommended as this may cause plant injury. Use with care on Ferns, Palms and Fuchsia. As with all plants listed above, especially Carnations, Chrysanthemums and Roses, there exists a wide variety of</p>

### ORNAMENTAL HOUSE PLANTS *(Continued)*

Plants	Insects	Instructions
<i>(Continued)</i> Palm, Pansy, Peperomia, Petunia, Philodendron, Piggyback Plant, Poinset- tia, Portulaca, Pothos, Prayer Plant, Purple Passion, Rabbits Foot Fern, Rose, Schefflera, Snapdragon, Snake Plant, Statice, Velvet Plant, Verbena, Zinnia		<i>(Continued)</i> species and cultivars, and, therefore, a wide variety of susceptibility to injury. To test for possible phyto- toxicity, spray a few plants as described above, wait 24 hours, and check for possible injury. Repeat ap- plications at 4 to 14 days in- tervals may be made only as necessary for insect control. Repeat applications may be necessary to control adult Japanese Beetles on Roses.
Chrysanthemums	Armyworms, Cabbageworms, Cutworms, Leafrollers	
Velvet Plants	Fungus Gnats	

### ROSES AND FLOWERS

Mix 1 1/2 teaspoons in 1 gallon of water. Apply as a uniform spray, thoroughly wetting all plant parts. Do not spray to the point of runoff. Try to cover underside of leaves and penetrate dense foliage. Adjust spray volume used to plant size.

Plants	Insects	Instructions
Ageratum, Aster, Azalea, Begonia, Coleus, Common Ninebark and Snowberry,	Aphids, Bagworms, Cicadas,	Spray in the late afternoon or evening when the tem- perature ranges from 50°

### ROSES AND FLOWERS (Continued)

Plants	Insects	Instructions
Exacum, Gladiolus, Gold Bells, Hypoestes, Ivy, Lilac, Marigold, Mock-orange, Nannyberry, Orchid, Pansy, Pea Shrub, Petunia, Poinsettia, Rhododendron, Rose, Snapdragon, Zinnia	Cankerworms (Fall), Inchworms, Leafminers, Leafrollers, Mealybugs, Spider Mites, Thrips (exposed), Webworms (Fall), Whiteflies	to 75°F and when there is little or no wind. Spray at the first sign of insects. Repeat at 4 to 8 day intervals only as necessary for insect control. Application can be made up to the day of collection.

### ORNAMENTAL TREES AND SHRUBS

Mix 1 1/2 teaspoons in 1 gallon of water. Apply as a uniform spray, thoroughly wetting leaves and branches. Do not spray to the point of runoff. Try to cover underside of leaves and penetrate dense foliage. Adjust spray volume used to plant size.

Plants	Insects	Instructions
Arizona Cypress, Azalea, Birch, Non-bearing Cherry, Non-bearing Citrus, Conifers, Elm, English Ivy, Euonymus, Weeping Fig, Fir, Honeysuckle, Lilac, Mock-orange, Oak, Palm, Philodendron, Pine, Poinsettia, Tulip, Rhododendron, Taxus	Aphids, Bagworms, Cicadas, Cankerworms (Fall), Inchworms, Leafminers, Leafrollers, Mealybugs, Spider Mites, Thrips (exposed), Webworms (Fall), Whiteflies	Spray in late afternoon or evening, when the temperature ranges from 50° to 75°F and when there is little or no wind. Spray at the first sign of insects. Repeat applications at 4 to 8 day intervals only as needed to control infestations. Applications can be made up to the day of collection.

**ORNAMENTAL TREES AND SHRUBS (Continued)**

Plants	Insects	Instructions
Conifer	Budworms	
Elm	Elm Leaf Beetles, Elm Spanworms, Fall Webworms	
Douglas and Grand Firs	Tussock Moths	
Non-bearing Citrus	Citrus Black Flies	
Oak	Oakworms	
Pine	Pine Beetles, Pine Moths, Pine Needle Miners, Needle Scales	

**To Control and Prevent Bark Beetles & Boring Insects (including, but not limited to: Ash Borer, Bronze Birch Borer, Rhododendron Borer, Elm Bark Beetles and Turpentine Beetles):** Mix 1 1/2, to 3 fl. ozs. of this product per 1 gallon water. Treat lower branches and trunk areas until thoroughly wet but avoid applying to the point of runoff. Apply prior to adult emergence. Use the higher rate for heavy pest infestation. Use the lower rate for preventative control. Apply in early May and again in early June.

## NUISANCE PESTS IN OUTDOOR AREAS

Mix at the rate of 6 2/3 fl. oz. per 1 gallon water to treat 1,600 linear feet (or 1 2/3 fl. oz. per quart water to treat 400 linear feet) with a 6-inch spray band.

Where	Insects	Instructions
Outside Surfaces of Buildings	Ants, Clover Mites, Crickets, Earwigs, Millipedes, Sowbugs (Pillbugs)	To help prevent infestation of buildings, treat the building foundation to a height of 2 to 3 feet, where pests are active and may find entrance. Also, apply as a residual spray to outside surfaces of buildings, including porches, screens, window frames, eaves, patios, garages, refuse dumps and other areas where these pests congregate or have been seen. Repeat treatment every 14 days only as needed to maintain insect control.
	Ants, Crickets, Earwigs, Fleas, Lone Star Ticks	For localized infestations of these insects in areas where there are weeds or bushy non-crop areas, spray infested areas thoroughly. For Ants, thoroughly wet hills and runways. Repeat applications only when reinfestation occurs.
Other Outdoor Areas	Flies (Cluster and House), Flying Moths, Gnats, Mosquitoes	Use as an aid in reducing the annoyance from these insects, spray outside surfaces of screens, doors, window frames or wherever these insects may enter the room. Also treat surfaces around light fixtures on porches, in garages and other places where these insects alight or congregate.

**NUISANCE PESTS IN OUTDOOR AREAS (Continued)**

Where	Insects	Instructions
Other Outdoor Areas (Continued)	Tent Caterpillars	Apply when Caterpillars are young and tents are first noticed. For best results, apply in the late afternoon or evening, when Caterpillars have returned to their tents. Wet tents with spray on all sides. A few Caterpillars may be seen escaping from the tent; however, they should die within several hours. Treat new tents that may appear.

**FOR LAWN AREAS (Bentgrass, Bermudagrass, Bluegrass, Dichondra, Fescue, Irish Moss, Merion & St. Augustine Grass):** For control of *Ants, Armyworms, Brown Dog Ticks, Chinch Bugs, Crickets, Cutworms, Fire Ants, Fleas, Grasshoppers, Japanese Beetle Grubs, Mole Crickets, Sod Webworms*. Consult the following chart:

Pests	Directions
Armyworms, Cutworms, Chinch Bugs, Fleas, Japanese Beetle Grubs, Mole Crickets, Sod Webworms, Brown Dog Ticks, Crickets, Grasshoppers, Ants	For best results, thoroughly wet down grass at least 24 hours before applying. Lawn soil should be moist prior to application. Home lawns should be no taller than 3 inches at time of application. Slightly more water may be used as long as the amount of product per area is used as follows: For heavy infestations, repeat application after 2 weeks. For Ants, Crickets, Grasshoppers mix 1/2 fl. oz. (1 Tbs.) in 3 gallons of water and apply to cover 1,000 sq. ft. For all other insects, mix 1 1/2 fl. oz. (3 Tbs.) in 10 gals. of water and apply to cover 1,000 sq. ft.



**FOR LAWN AREAS (Continued)**

<b>Pests</b>	<b>Directions</b>
Fire Ants	Mix 1 1/2 fl. oz. (3 Tbs.) in 1 gallon of water to treat one mound. Apply the solution as a gentle rain to each Fire Ant mound using a sprinkler can. Thoroughly wet the mound and the surrounding area to a 4-foot diameter. For best results, apply in cool weather, 65° - 85° F, or in early morning or late evening hours. Treat new mounds as they appear. Do not disturb the mound prior to treatment. Treat all mounds in the vicinity, and treat all colonies which have not yet constructed mounds. Do not use equipment that produces a pressurized spray since this will disturb Fire Ants and cause migration, reducing product effectiveness. Use this same method for Fire Ants that exist in containerized plants.

**VEGETABLES (For Home Vegetable Gardens Only):** Mix at the rate in the table below in 4 gallons of water to cover 4,000 square feet. Spray at first sign of Insects. Wet the Plants for thorough and uniform coverage but avoid runoff. Try to cover the underside of leaves and penetrate dense foliage. Treat in late afternoon or evening, when the temperature is cooler and when there is little or no wind.

<b>Vegetable</b>	<b>Target Pest(s)</b>	<b>Remarks</b>	<b>Rate/4 Gal. Water</b>
Asparagus (pre-harvest)	Cutworm, Asparagus Beetle	Do not apply more than 4 applications per season. Can be applied up to 3 days prior to harvest.	1 1/2 fl. oz. (3 Tbs)

<b>VEGETABLES (Continued)</b>			
<b>Vegetable</b>	<b>Target Pest(s)</b>	<b>Remarks</b>	<b>Rate/4 Gal. Water</b>
Asparagus (post-harvest)	Larval stages of Asparagus Beetle, Tarnished Plant Bug, Lygus Bugs and Adult Japanese Beetle	Treat ferns or brush growth after spear harvest when insects, are present.	1 1/2 fl. oz. (3 Tbs)
Celery - See Leafy Vegetables			
Cole Crops: Broccoli, Brussels Sprouts, Cabbage, Cauliflower	Beet Armyworm, Diamond Back Moth, Imported Cabbageworm, Cabbage-aphid, Cabbage Looper	Apply every 5 days only as needed to maintain insect control. Can be applied up to 1 day prior to harvest. Do not make more than 8 applications on Cauliflower, Brus- sels Sprouts and Broccoli and 10 applications on Cabbage per season.	1 fl. oz. (2 Tbs)
Cucurbits: Balsam Pear (Bitter Melon), Chinese Wax	Aphids, Cabbage Looper, Cucumber Beetle (Adults), Cutworms,	Do not make more than 8 applications per season. Ensure uniform coverage.	1 fl. oz. (2 Tbs.)

### VEGETABLES *(Continued)*

Vegetable	Target Pest(s)	Remarks	Rate/4 Gal. Water
<i>(Continued)</i> Gourd (Chinese Preserving Melon), Citron Melon, Cucumber, Gherkin, Edible Gourds; Melons including hybrids such as Cantaloupe, Casaba, Crenshaw, Honeydew, Honey Balls, Mango Melon, Muskmelon, Persian Melon, Pumpkin, Summer & Winter Squash, Watermelon	<i>(Continued)</i> Leafhoppers, Leafminers, Melonworms, Pickleworm, Plant Bugs, Squash Bugs, Flea Beetle	<i>(Continued)</i> Can be applied up to day of harvest	1 fl. oz. (2 Tbs.)
Eggplant	Colorado Potato Beetle, Vegetable Leaf Miner	Do not exceed 16 applications per season. Can be applied up to 3 days prior to harvest.	3 fl. oz. (6 Tbs.)

<b>VEGETABLES (Continued)</b>			
<b>Vegetable</b>	<b>Target Pest(s)</b>	<b>Remarks</b>	<b>Rate/4 Gal. Water</b>
Horseradish (foliar application)	Imported Crucifer Weevil	Do not exceed 3 foliar applications per season. Can be applied up to 22 days prior to harvest.	3 fl. oz. (6 Tbs)
Leafy Vegetables: Amaranth, Ar- rugula, Celery, Celtuce, Chervil, Corn Salad, Chrysanthemum (edible-leaved & garland), Cress (garden & upland), Dandelion, Dock, Endive, Fennel, Lettuce (head & leaf), Orach, Parsley, Purslane (garden & winter), Rhubarb, Spinach, Swiss Chard	Alfalfa Looper, Aphids, Beet Armyworm, Cab- bage Looper, Corn Earworm, Cut- worms, European Corn Borer, Fall Armyworm, Green Cloverworms, Southern Army- worm, Tobacco Budworm, Veg- etable Leafminer	Apply every 5 to 10 days only as needed for insect control. Do not make more than 7 applications per crop. Can be applied up to 1 day of harvest.	2 fl. oz. (4 Tbs)
Melons-See Cucurbits			

<b>VEGETABLES (Continued)</b>			
<b>Vegetable</b>	<b>Target Pest(s)</b>	<b>Remarks</b>	<b>Rate/4 Gal. Water</b>
Potatoes	Beet Armyworm, Colorado Potato Beetle, Potato Leafhopper, Potato Flea Beetle, Aster Leafhopper, Potato Aphid, Potato Tuberworm, Cabbage Looper, Cutworms, European Corn Borer, Potato Psyllid, Tarnished Plant Bug	Do not apply more than 12 applications. Can be applied up to 7 days prior to harvest.	1 1/2 fl. oz. (3 Tbs)
Peppers	Vegetable Leafminer, Cabbage Looper, Flea Beetle, Corn Earworm, Pepper Weevil, European Corn Borer	Do not make more than 8 applications per season. Can be applied up to 3 days prior to harvest.	2 fl. oz. (4 Tbs.)
Strawberries, Raspberries, Blueberries	Strawberry Weevil, Aphids, Spider Mite, Lygus Bug, Flea Beetle, Omnivorous Leaf-tier, Spittlebug, Japanese Beetle,	Do not make more than 8 applications per season. Do not apply within 14 days of harvest.	1 1/5 fl. oz. (7 tsp.)

<b>VEGETABLES (Continued)</b>			
<b>Vegetable</b>	<b>Target Pest(s)</b>	<b>Remarks</b>	<b>Rate/4 Gal. Water</b>
	<i>(Continued)</i> Field Cricket, Red Spider, Leafroller, Weevils		
Sweet Corn	Corn Earworm, European Corn Borer, Fall Armyworm, Southern Armyworm	Apply every 5 days only as needed to maintain pest control. Do not make more than 6 applications per season. Can be applied up to 1 day prior to harvest.	1 1/2 (3 Tbs.)
Tomatoes (Do not apply on Cherry Tomatoes and varieties yielding Tomatoes less than one inch in diameter.)	Beet and Southern Armyworm, Tomato Pinworm, Tomato Fruitworm, Horn Worms, Granulate Cutworms, Colorado Potato Beetle, Cabbage Looper	Do not make more than 6 applications per season. Can be applied up to date of harvest.	1 1/2 (3 Tbs.)

**TREE FRUIT AND NUT CROPS GROWN AROUND THE HOME:** Mix 2 fl. oz. (4 Tbs.) in 4 gallons of water. Spray at the first sign of Insects. Wet Trees for thorough and uniform coverage but avoid applying to the point of runoff. Try to cover underside of leaves and penetrate dense foliage.

<b>TREE FRUIT OR NUT CROPS (Continued)</b>		
<b>Trees (Fruit Or Nut)</b>	<b>Target Pest(s)</b>	<b>Remarks</b>
Almonds, Pecans	Navel Orange Worm, Peach Twig Borer	Apply when insects appear. For Almonds, do not make more than 2 applications during the period when the outer hull of the almond has started to open. Do not make more than 5 applications per season. Can be applied up to 7 days prior to harvest.
Apples	Plum Curculio, Red-banded Leafroller, Rosy Apple Aphid, Spotted Tentiform Leafminer, Tarnished Plant Bug, White Apple Leafhopper, Obliquebanded Leafroller, Green Fruitworm, Japanese Beetles, Codling Moth	Apply when insects appear. Do not make more than 3 applications per season. Do not apply after petal fall.
Peaches	Lesser Peachtree Borer, Peach Twig Borer, Plum Curculio, Tarnished Plant Bug, Green Fruit Worm, Oriental Fruit Moth	Apply when insects appear. Do not apply within 7 days of harvest. Do not make more than 8 applications per season.

<b>TREE FRUIT OR NUT CROPS (Continued)</b>		
<b>Trees (Fruit Or Nut)</b>	<b>Target Pest(s)</b>	<b>Remarks</b>
Pears	Aphids, Pear Psylla, Green Fruitworm, and Codling Moth	Apply when insects appear. Do not apply more than 3 applications per season. Can be applied up to 14 days prior to harvest.

**ANIMAL AND ANIMAL QUARTERS:** For use on dogs and residential (personal) domestic animal use.

**FOR USE ONLY ON DOGS AND LISTED "DOMESTIC" LIVESTOCK**

**Treatment Of Animals And Animal Quarters:** To aid in control of Horn Flies, Face Flies, Houseflies, Mosquitoes, Gnats, Stable Flies, Horse Flies, Deer Flies, Blood Sucking Lice, Poultry Lice, Bedbugs, Mites, Fleas and Ticks: Mix this product at a rate of 1 part concentrate in 19 parts water (6.7 fluid ounces product per 1 gallon water).

**For Livestock:** To protect cattle (beef or dairy), goats, sheep, hogs and horses from Horn Flies, Face Flies, Houseflies, Mosquitoes, and Gnats: Apply a light mist sufficient to wet the surface of the hair. For Face Flies, spray face and head, but do not spray into the eyes.

**To Control Stable Flies, Horse And Deer Flies:** Apply at a rate of 2 fluid ounces per adult animal, sufficient to wet the hair thoroughly. Repeat treatment daily or only at intervals as necessary to provide continued protection.

**To Control Blood-Sucking Lice:** Apply to the infested areas of the animal using a stiff brush to move the spray to the base of the hair. Repeat treatment every 3 weeks only as necessary for Lice protection.



**To Control Poultry Lice:** Spray roosts, walls and nests or cages to thoroughly wet but not to the point of runoff. This should be followed by spraying over the birds with a fine mist.

**To Control Bedbugs And Mites In Poultry Houses:** Thoroughly spray crevices of roost poles, cracks in walls, and cracks in nests where the Bedbugs and Mites hide. Do not apply to the point of runoff.

**On Dogs:** To kills Fleas, Ticks, Lice - Start spraying at the tail, moving the dispenser rapidly and making sure that the animal's entire body is covered, including legs and underbody. While spraying, fluff the hair so that the spray will penetrate to the skin. Make sure spray wets thoroughly. Reapply every 35 days only as needed to control Pests. Do not spray into eyes or face. Avoid contact with genitalia. Do not treat puppies less than twelve weeks old. Consult a veterinarian before using this product on debilitated, aged, pregnant or nursing animals, or animals on medication. **DO NOT use this product on cats.** Sensitivities may occur after using any pesticide product for pets. If signs of sensitivity occur, bathe your pets with mild soap and rinse with large amounts of water. If signs continue, consult a veterinarian immediately.

**WOOD-INFESTING INSECTS INCLUDING TERMITES\*:** For Beetles (Furniture, Death-watch, False Powderpost, Longhorned, Powderpost), Carpenter Ants and other wood-infesting Ants, Carpenter Bees and Termites\* including Dry-wood Termites\*: Treat outside surfaces of buildings, porches, wooden decks and patios, wooden fences, window frames, doorways, foundations, eaves, patios, garages, garbage areas and other areas where you may find these pests. Mix 2 1/2 fl. ozs. with 1 gallon of water to treat 100 sq.ft. Spray infested surfaces until thoroughly wet, avoiding dripping and runoff. Apply evenly on wood surfaces. To treat small areas, apply by brushing or spraying the diluted spray. For large areas, use a coarse, low pressure spray. Repeat treatment only as needed to maintain effectiveness. Do not spray into electrical outlets or utilities.

Spray infested areas and areas likely to be infested, such as wood surfaces, voids and channels in damaged wood, spaces between wooden parts of a structure, and between

wood and foundations where infestation is likely to occur, also around fenceposts, wood piles, (do not use on firewood) and tree stumps.

Suitable protective clothing should be worn in confined or overhead areas to prevent exposure to eyes and skin. The use of eye protection, protective head covering, chemical resistant gloves and footwear, a long-sleeved shirt and long pants or coveralls are recommended. Do not permit contact with treated surfaces until spray has dried. Treated confined areas such as detached garages, under porches and decks, should be ventilated during and immediately following application before the areas are re-occupied.

**FOR CARPENTER ANTS:** Spray around doors and windows and other places where Ants may enter or crawl and hide. Also treat cracks and crevices or openings into wall voids or other areas where these Ants may be present.

**FOR CARPENTER BEES:** Spray or inject into holes and tunnels already made by the Bees with a tank sprayer, and spray areas where they are beginning to build tunnels into the wood.

**FOR TERMITES\* INCLUDING DRY-WOOD TERMITES\*:** Treat as for other wood-infesting insects. This product will kill workers and winged reproductive forms of Termites in the treated areas. Re-treat only as needed to maintain effectiveness.

\* For localized control only. Such applications for Termites are not a substitute for mechanical alternation, soil treatment or foundation treatment, but are merely a supplement. For active Termite infestations, get a professional inspection.

## STORAGE AND DISPOSAL


Do not contaminate water, food or feed by storage or disposal.

**PESTICIDE STORAGE:** Store product in its original container in a cool, dry, locked place out of reach of children and domestic animals. Always store container in an upright position.

**PESTICIDE DISPOSAL: If empty:** Non-refillable container. Do not reuse this container. Place in trash or offer for recycling if available. **If partly filled:** Call your local solid waste agency for disposal instructions. Never place unused product down any indoor or outdoor drain.


This page left blank intentionally.

## Local Solutions For Local Problems™



For More Lawn and Garden Products Visit **Hi-Yield.com**

Produced For:  
**VOLUNTARY PURCHASING GROUPS, INC.**  
230 FM 87 • BONHAM, TEXAS 75418  
EPA Reg. No. 7401-456  
EPA Est. No. 7401-TX-001  
Visit Us At: [www.hi-yield.com](http://www.hi-yield.com)





20

# Hi-Yield®

LAWN, GARDEN, PET  
& LIVESTOCK

## INSECT CONTROL



- FOR TERMITES: OUTSIDE, POST-CONSTRUCTION USE ONLY.
- For Outdoor Residential/Homeowner Use.
- Plus Borer And Carpenter Ant Control.

**ACTIVE INGREDIENT:**

\* Permethrin ..... 10.0%

OTHER INGREDIENTS ..... 90.0%

TOTAL: ..... 100.0%

\* Cis/trans isomers ratio: min. 35% (±) cis and max. 65% (±) trans.

\*\* Contains petroleum distillates.

### KEEP OUT OF REACH OF CHILDREN WARNING

See Back/Side Panel and Label Booklet  
for Additional Precautionary Statements  
and Directions For Use

NET CONTENTS 8 FL. OZS.

#### CONTROLS:

Ants  
Aphids  
Beetles  
Borers  
Crickets  
Fire Ants  
Flies  
Grasshoppers  
Mosquitoes  
Ticks  
Plus over  
150 more  
insects  
listed  
on label.


#### CONTROLS INSECTS ON:

Dogs  
Flowers  
Fruit Trees  
Indoor Plants  
Lawn Areas  
Livestock  
Nut Trees  
Outdoor Pests  
Poultry  
Roses  
Trees and  
Shrubs  
Vegetables

PEEL FROM CORNER OF BOOKLET

10M-9-99

Produced For:  
**VOLUNTARY PURCHASING GROUPS, INC.**  
230 FM 87 • BONHAM, TEXAS 75418  
EPA Reg. No. 7401-456  
EPA Est. No. 7401-TX-1  
Visit Us At: [www.hi-yield.com](http://www.hi-yield.com)



**PRECAUTIONARY STATEMENTS  
HAZARDS TO HUMANS AND DOMESTIC ANIMALS**

**WARNING:** Causes skin irritation and moderate eye injury. Harmful if swallowed, inhaled or absorbed through skin. Prolonged or frequently repeated skin contact may cause allergic reactions in some individuals. Do not get on skin or on clothing. Avoid contact with eyes. Avoid breathing vapor or spray mist. Wash thoroughly with soap and water after handling. Remove contaminated clothing and wash clothing before re-use. Do not allow children or pets to go onto a treated area until the treated area such as grass or soil has dried.

**FIRST AID**

Have the product container or label with you when calling a Poison Control Center or doctor, or going for treatment.

<b>If Swallowed</b>	<ul style="list-style-type: none"><li>• Immediately call a Poison Control Center or doctor.</li><li>• Do not induce vomiting unless told to do so by a poison control center or doctor.</li><li>• Do not give <b>any</b> liquid to the person.</li><li>• Do not give anything by mouth to an unconscious person.</li></ul>
<b>If In Eyes</b>	<ul style="list-style-type: none"><li>• Hold eye open and rinse slowly and gently with water for 15-20 minutes.</li><li>• Remove contact lenses, if present, after the first 5 minutes, then continue rinsing eye.</li><li>• Call a Poison Control Center or doctor for treatment advice.</li></ul>
<b>If On Skin Or Clothing</b>	<ul style="list-style-type: none"><li>• Take off contaminated clothing.</li><li>• Rinse skin immediately with plenty of water for 15 to 20 minutes.</li><li>• Call a Poison Control Center or doctor for treatment advice.</li></ul>
<b>If Inhaled</b>	<ul style="list-style-type: none"><li>• Move person to fresh air.</li><li>• If person is not breathing, call 911 or an ambulance, then give artificial respiration, preferably by mouth-to-mouth, if possible.</li><li>• Call a Poison Control Center or doctor for further treatment advice.</li></ul>

**Note to Physician and Veterinarian:** Do not administer or instill milk, cream or other substances containing vegetable or animal fats which enhance absorption of lipophilic substances. This product contains petroleum distillates. Vomiting may cause aspiration pneumonia. **Emergency Phone Number:** Human Health, Call Poison Control Center: 800-900-4044.