

Produced For:  
**VOLUNTARY PURCHASING GROUPS, INC.**  
230 FM 87 • BONHAM, TEXAS 75418  
EPA Reg. No. 7401-451  
EPA Est. No. 7401-TX-1  
Visit Us At: [www.hi-yield.com](http://www.hi-yield.com)



**PRECAUTIONARY STATEMENTS  
HAZARDS TO HUMANS AND DOMESTIC ANIMALS**

**CAUTION:** Harmful if absorbed through the skin. Causes moderate eye irritation. Avoid contact with eyes, skin or clothing. Wash thoroughly with soap and water after handling. Keep children and pets away from treated areas until spray has dried. Avoid contamination of food. Do not contaminate water supplies.

**FIRST AID**


Have the product container or label with you when calling a Poison Control Center or doctor, or going for treatment.

<b>If On Skin Or Clothing</b>	<ul style="list-style-type: none"><li>• Take off contaminated clothing.</li><li>• Rinse skin immediately with plenty of water for 15–20 minutes.</li><li>• Call a Poison Control Center or doctor for treatment advice.</li></ul>
<b>If In Eyes</b>	<ul style="list-style-type: none"><li>• Hold eye open and rinse slowly and gently with water for 15–20 minutes.</li><li>• Remove contact lenses, if present, after the first 5 minutes, then continue rinsing eye.</li><li>• Call a Poison Control Center or doctor for treatment advice.</li></ul>

**ENVIRONMENTAL HAZARDS**

To protect the environment, do not allow pesticide to enter or run off into storm drains, drainage ditches, gutters or surface waters. Applying this product in calm weather when rain is not predicted for the next 24 hours will help to ensure that wind or rain does not blow or wash pesticide off the treatment area. Rinsing application equipment over the treated area will help avoid run off to water bodies or drainage systems.

# Hi-Yield®



**SUPER CONCENTRATE**  
**KILLZALL™**  
**Weed And Grass  
Killer**

- 41% Concentrate Systemic Weed & Grass Killer
- Ultra Formula with Surfactant
- Kills Weeds And Grasses Down To The Root.
- Rain Fast in 2 Hours
- Covers Up To 3,200 Square Feet.

**ACTIVE INGREDIENT:**

Glyphosate, (N-phosphonomethyl) glycolic acid, in the form of its isopropylamine salt ..... 41.0%

**OTHER INGREDIENTS:** ..... 59.0%

**TOTAL:** ..... 100.0%

\*Acid equivalent or glyphosate content = 30.34%

**KEEP OUT OF REACH OF CHILDREN**

**CAUTION**

See Attached Booklet and Back Panel for  
Additional Precautionary Statements,  
First Aid and Directions for Use

**NET CONTENTS ONE PINT (16 FL. Ozs.)**

PEEL FROM CORNER OF BOOKLET

40M-4-69K

33691\_HY\_Killzall16oz.indd 1

6/30/09 6:43 AM

## DIRECTIONS FOR USE

It is a violation of Federal Law to use this product in a manner inconsistent with its labeling. Read the entire label before using this product. Use only according to label instructions observing all Use Directions and Precautions.

**NOTE:** See the “**CONSUMER INFORMATION**” Section of this label for important information on protecting desirable Plants from potential injury.

## CONSUMER INFORMATION

### WHEN TO USE:

Apply to actively growing Weeds, preferably before the seed heads form. Completely spray the foliage of the Weeds and Grasses you want to kill until thoroughly wet. For best results, apply on a warm sunny day when daytime temperatures are above 60°F. Weed control is accelerated by warm sunny weather. For best results, reapply the product if rainfall or watering occurs within 24 hours after application. Apply when the wind is calm to prevent spray from drifting to desirable Plants. If desirable Plants are accidentally sprayed or if spray drifts onto desirable Plants, immediately wash desirable Plants thoroughly with plenty of clean water. Hard-to-kill Weeds may require a second application if not completely dead in 4 weeks.

### THIS PRODUCT WILL TREAT UP TO:

- 1,600 sq. ft. (approx. size of 3/4 tennis court) - for 8 fl. oz. container size.
- 3,200 sq. ft. (approx. size of 1 1/2 tennis court) - for 1 pint container size.
- 6,400 sq. ft. (approx. size of 3 tennis court) - for 1 quart container size.
- 12,800 sq. ft. (approx. size of 6 tennis court) - for 1/2 gallon container size.
- 25,600 sq. ft. (approx. size of 12 tennis court) - for 1 gallon container size.

## MIXING DIRECTIONS

For best results use 2 1/2 fl. ozs. (5 Tbs.) per 1 gallon of water. One gallon of water will treat approximately 300 sq. ft.

**HI-YIELD® SUPER CONCENTRATE KILLZALL® WEED & GRASS KILLER** eliminates nearly all common Weeds, Grasses and unwanted Vegetation. Add water and use along Fences, Driveways, Sidewalks, Brick and Gravel Walkways, next to Trees and Shrubs, and around Buildings to control Weeds and unwanted Vegetation. Use **HI-YIELD® SUPER CONCENTRATE KILLZALL® WEED & GRASS KILLER** for edging landscapes. **HI-YIELD® SUPER CONCENTRATE KILLZALL® WEED & GRASS KILLER** is excellent for Lawn renovation or to prepare large sites for planting of Flower Beds, Vegetable Gardens, Ornamentals, small Fruit Plants or Wildlife Food Plots. **HI-YIELD® SUPER CONCENTRATE KILLZALL® WEED & GRASS KILLER** can also be used for large jobs such as Lawn renovation, Vegetable and Flower Garden preparation and for edging around Lawns. Do not use on or around edible feed or food crops.

**Important:** This product is a Non-Selective Herbicide that will kill all Vegetation contacted. This Herbicide kills unwanted Plants by systemically inhibiting the production of a substance found only in Plants. It enters Plants through the sprayed foliage and moves down to the roots. Avoid direct spray or drift onto desirable Plants, Lawn Grasses, Shrubs and Trees. Protect desirable Plants and Vegetation with a piece of plastic or cardboard. If desirable Plants are accidentally sprayed, immediately wash desirable Plants thoroughly with plenty of clean water. Any product not absorbed by the Plant is broken down into natural products. This product has no soil activity and thus will not affect nearby untreated Plants or sterilize the soil. Do not mow, cut or otherwise disturb treated Vegetation for at least 7 days following application.

## WEEDS AND GRASSES CONTROLLED

**Annual Weeds And Grasses:** Annual Ryegrass, Annual Bluegrass, Barnyardgrass, Beggarweed, Black Medic, Blue Medic, Blue Toadflax, Brassbuttons, Blue Mustard, Bromegrass, Bur Clover, Buttercup, Cheeseweed, Chickweed, Clover, Common Groundsel, Common Lambsquarters, Common Plantain, Common Ragweed, Crabgrass, Creeping Beggarweed, Diffuse Lovegrass, Dog Fennel, Evening Primrose, False Dandelion, Fall Panicum, Fennel, Fiddleneck, Field Pennycress, Field Sandbur, Filaree, Florida Pusley, Foxtail, Garden Spurge, Goosegrass, Green Foxtail, Hemp Sesbania, Henbit, Horseweed/Marestail, Ironweed, Knotweed, Lambsquarter, Little Bitter Cress, London Rocket, Maiden Cane, Mallow, Mayweed, Mouseear Chickweed\*, Oxalis\*, Pennsylvania Smartweed, Pennywort, Pigweed, Prickly Lettuce, Prostrate Spurge, Puncture, Purslane, Redroot Pigweed, Sandspur, Shepherdspurse, Smartweed, Smooth Cat's Ear, Smooth Pigweed, Sowthistle, Spotted Spurge, Sprangletop, Spurges, Tansy Mustard, Tansy Ragwort, Teaweed, Texas Panicum, Tumble Mustard, Velvetleaf, Wild Geranium\*, Witchgrass, Wild Mustard, Yellow Nutgrass, Yellow Oxalis, and many other Annual Grasses and Weeds.

**Perennial Weeds, Grasses, Brush And Hard To Kill Weeds:** Alder, Artichoke Thistle, Bahiagrass, Barnyardgrass, Bentgrass, Bermudagrass, Blackberries, Bluegrass, Broadleaf Plantain, Brownseed Paspalum, Buckhorn Plantain, Bull Thistle, Canada Thistle, Cattail, Ceanothus, Centipedegrass, Cherry, Cocklebur, Cogongrass, Common Mullein, Common Ragweed, Coralbead, Coyote Brush, Creeping Bentgrass, Creeping Charlie, Creeping Lantana, Curly Dock, Dallisgrass, Dandelion, Dewberry, Dog Fennel, Elderberry, False Dandelion, Fescue Species, Field Bindweed, Guineagrass, Hairy Crabgrass, Honeysuckle, Horsenettle, Horseradish, Iceplant, Johnsongrass, Kentucky Bluegrass, Kikuyugrass, Knapweed, Knawel, Kudzu, Lantana, Maiden Can,

Milkweed, Mouseear Chickweed\*, Multiflora Rose, Nimblewill, Nutgrass (Nutsedge), Oak Species, Oldenlandia, Orchardgrass, Oxalis\*, Pampasgrass, Pennywort, Perennial Ryegrass, Plantain, Poison Oak, Poison Ivy, Poison Hemlock, Primrose, Purple Cudweed\*, Purple Nutsedge, Quackgrass, Quaking Aspen, Ragweed, Raspberry, Red Clover, Smooth Bromegrass, Sourdock, Sowthistle, St. Augustinegrass, Sumac, Tall Fescue, Tansy, Ragwort, Thistle, Timothy, Torpedograss, Trumpetcreeper, Vaseygrass, Virginia Creeper, White Clover, Whitetop, Wild Barley, Wild Blackberry, Wild Carrot, Wild Morning-glory, Wild Oats, Wild Sweet Potato, Willow, Yarrow, Yellow Nutgrass, Yellow Starthistle, Zoysia and many other types of Perennial Weeds, Grasses and Brushes - even hard to kill types.

**\*Annual or Perennial**

### HOW TO USE:

This product is formulated for "spot" treatment of individual Weeds and Grasses or for treatment of large areas as instructed on this label (see specific site areas below). Apply with a plastic, aluminum or stainless steel tank-type sprayer. Do not apply with galvanized or unlined steel sprayer, or through any irrigation system or with a sprinkling can. Using a tank-type sprayer, adjust spray nozzle to deliver a coarse spray for spot treatments. Use a ferti-lome® AIR-O-MATIC Hose End Sprayer or other hose-end sprayer to treat large areas such as for Lawn renovation or to prepare sites for planting Flower or Ornamental Beds, or for Vegetable Gardens. Apply evenly, and thoroughly wet Weeds and Grasses. Apply **HI-YIELD® SUPER CONCENTRATE KILLZALL® WEED & GRASS KILLER** using any of the following equipment:

- Plastic, aluminum or stainless steel tank sprayer.
- ferti-lome® AIR-O-MATIC Hose-End Sprayer.
- ferti-lome® 6 Gallon Hose-End Sprayer.
- A hose-end sprayer recommended for Weed Killers.
- Hand-trigger pump sprayer.

**Cleaning Application Equipment:** To clean sprayer after use, triple rinse sprayer and all sprayer parts with clean water. Spray rinse water on bare soil or gravel. After thorough cleaning, sprayer can be used for other products.

Use the following table to determine the amount of **HI-YIELD® SUPER CONCENTRATE KILLZALL® WEED & GRASS KILLER** to mix with clean water. Close cap tightly after use. No need to rinse cap.

1 teaspoon (tsp.)  
1 fl. oz. (2 Tbs.) or (6 tsp.)

1 tablespoon (Tbs.) = 3 tsp.  
2 fl. oz. (4 Tbs.) or (12 tsp.)

<b>MIXING INSTRUCTIONS</b>			
<b>Applicator</b>	<b>General Weed Control Annuals And Seedling Weeds</b>	<b>Tough Weed Control Perennials Or Brush, Or Lawn Renovation</b>	<b>Area To Treat</b>
Standard Tank Sprayers	Add 1 1/2 oz.(3 Tbs.) of this product in 1 gallon of water.	Add 2 1/2 oz.(5 Tbs.) of this product to 1 gallon of water	300 sq. ft. (30 ft. x 10 ft.) or use for spot treatment.
ferti-lome® Air-O-Matic Hose-End Sprayer	Add 1 1/2 oz. (3 Tbs.) of this product to sprayer jar. DO NOT ADD WATER. Set dial to 3 TBS. (Tbs.) and spray.	Add 2 1/2 oz. (5 Tbs) of this product to sprayer jar. DO NOT ADD WATER. Set dial to 5 TBS. (Tbs.) and spray.	300 sq. ft. (30 ft. x 10 ft.)
ferti-lome® 6 Gallon Hose End Sprayer	Add 6 oz. of this product to sprayer jar. Fill with water to the 4 gallon mark and spray.	Add 10 oz. of this product to sprayer jar. Fill with water to the 4 gallon mark and spray.	1200 sq. ft. (30 ft. x 40 ft.)
Hand Trigger Sprayers	Use 2 tsp. to 24 oz. of water. (Add 2 2/3 tsp. to 32 oz. of water.)	Add 1 Tbs to 24 oz. of water. Add 4 tsp. to 32 oz. of water.	Use for spot treat- ments or apply to single Weeds.

## WHERE TO USE:

**General Weed Control:** Use near Fences, in Paths, Patios, Sidewalks, Curbs and Driveways, around Ornamental Trees, Shrubs, Flower Beds and Plantings, around Buildings. Kills Weeds in Brick and Gravel Walks. Use for trimming and edging Landscapes. NOT recommended for spot Weed control in Lawns, since **HI-YIELD® SUPER CONCENTRATE KILLZALL® WEED & GRASS KILLER** kills all green Plants, including Lawn Grasses. If replacing a Lawn or parts of a Lawn, see **For Lawn Renovation/Replacement** recommendations instructions on this label.

**Spot Treatments:** Direct spray on undesirable Weeds and Grasses in and around Flower Beds, Ornamental Trees, Fruit and Nut Trees, Grapevines, Shrubs, Fences, Driveways and Walkways. Spray when air is calm. Prevent **HI-YIELD® SUPER CONCENTRATE KILLZALL® WEED & GRASS KILLER** spray from contacting the leaves, green stems, or exposed roots of Plants that are desirable. Use a cardboard or plastic shield to protect desirable Plants from spray or drift. **HI-YIELD® SUPER CONCENTRATE KILLZALL® WEED & GRASS KILLER** will not move in or on the soil to untreated Plants. If **HI-YIELD® SUPER CONCENTRATE KILLZALL® WEED & GRASS KILLER** is used to control Weeds around Fruit, Nut Trees or Grapevines, wait **21 days** before eating the Fruit or Nuts.

**Landscapes:** For use in preparing areas for planting of Ornamentals, Trees, Shrubs, Desert Landscapes, Rock Gardens, Flower Beds or similar plantings. Treated areas can be planted 1 day after treatment.

**Wildlife Areas Site Preparation:** Use **HI-YIELD® SUPER CONCENTRATE KILLZALL® WEED & GRASS KILLER** to prepare areas for planting Wildlife Food Plots. Exotic or undesirable Plants can be controlled with **HI-YIELD® SUPER CONCENTRATE KILLZALL®**



**WEED & GRASS KILLER** to allow for planting or recovery of Native Plant Species. Spot treatments may be directed to selectively remove unwanted Plants. Avoid spray drift to desirable Plants.

***For Lawn Renovation:*** Use **HI-YIELD® SUPER CONCENTRATE KILLZALL® WEED & GRASS KILLER** to kill existing Vegetation (Weeds and Grasses and the old Lawn). Apply in Spring or Fall, when daytime temperatures are at least 60°F or above for best results. If the Lawn is dry, water Lawn every other day for 7 days before applying **HI-YIELD® SUPER CONCENTRATE KILLZALL® WEED & GRASS KILLER**. Do not mow for 7 days before or after treatment.

Use 2 1/2 fl. ozs. per gallon of water for each 300 sq. ft. of area to treat. Wait 7 days after application to prepare the soil by raking, leveling or rototilling. Rake up and remove loosened thatch or debris. Work in starter Fertilizer and Soil Amendments, if needed. Level the soil.

Sow new seed according to directions on seed package, or install sod or sprig. Grass seed must have good contact with soil to germinate and grow. For newly seeded areas, use temporary mulch such as straw to retain and conserve moisture. For newly seeded, sod or sprigged areas, keep moist to establish a new Lawn. Water frequently as needed.

***To Control Brush Or Vines:*** Apply to green and actively growing Brush or Vines. For Plants taller than 5 feet, cut them back and spray the regrowth. Fall applications may delay control to the following Season. A second application may be required on hard-to-control species such as Blackberry, Kudzu, or Poison Oak. To kill Vines growing up a pole, fence or mature Tree trunk, cut Vine to a height of 3 to 4 feet and spray thoroughly covering remaining Vine. If Vine is climbing a Shrub or immature (green) Tree trunk,

to avoid damage to these Plants, cut Vine at base and treat as directed for Stumps or spray regrowth. If spraying regrowth, shield Shrub or green trunk from drift with a sheet of plastic or cardboard.

***Stump Treatment:*** Stumps can be treated to prevent regrowth. Apply **HI-YIELD® SUPER CONCENTRATE KILLZALL® WEED & GRASS KILLER** when Vegetation is actively growing or immediately (within 5 minutes) after being cut down.

- Cut Stump close to the soil surface.
- Make 4–5 nail holes into the Stump.
- Flood the Stump with undiluted product.

This treatment will suppress or control many types of Woody Brush and Trees, such as Alder, Bluegum Eucalputus, Madrone, Oak, Giant Reed, Saltcedar, Sweetgum, and Tan Oak.

### WHEN TO PLANT:

**Ornamentals And Flowers:** Re-seed or replant **1 day** following application.

**Vegetables:** Wait **3 days** after spraying, before seeding or transplanting the Plants listed below.

Beans	Cucumber	Melons	Summer
Beet Greens	Eggplant	Muskmelons	Squash
Broccoli	Endive	Mustard Greens	Sweet Potato
Brussels	Garlic	Okra	Tomatillo
Sprouts	Honey Ball	Onions	Tomato*
Cabbage	Melon	Parsley	Turnip
Cantaloupe	Honeydew	Parsnips	Watercress
Carrot	Melon	Peas	Watermelon
Casaba Melon	Horseradish	Pepper	Winter Squash
Cauliflower	Jerusalem	Persian Melon	Yams
Celery	Artichoke	Potato	
Chard (Swiss)	Kale	Pumpkin	
Chicory	Kohlrabi	Radish	
Collards	Leeks	Rape Greens	
Corn	Lentils	Rhubarb	
Crenshaw	Lettuce	Rutabaga	
Melon	Mangos Melon	Spinach	

**\*Note:** Wait **3 days** before planting Tomatoes from seed and **30 days** for rooted Tomato transplants. For Tomato transplants or Vegetables not listed, wait **30 days** after spraying before planting into treated soil.

**Small Fruits And Berries:** Blackberry, Black Raspberry, Blueberry, Boysenberry, Currant, Dewberry, Elderberry, Gooseberry, Huckleberry, Loganberry, Olallieberry, Red Raspberry and Strawberry may be planted by seed, rooted cutting or transplant **7 days** after spraying **HI-YIELD® SUPER CONCENTRATE KILLZALL® WEED & GRASS KILLER**. Wait **30 days** after spraying and before planting other small Fruits and Berries.

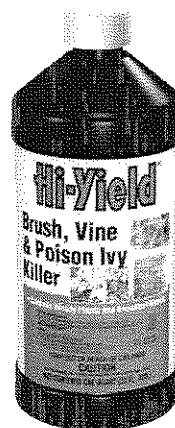

**Fruit And Nut Trees, Caneberries And Grapevines:** Allow **21 days** before eating the Fruits or Nuts when using **HI-YIELD® SUPER CONCENTRATE KILLZALL® WEED & GRASS KILLER** to control Weeds around Fruit or Nut Trees, Caneberries and Grapevines.

## STORAGE AND DISPOSAL

**Pesticide Storage:** Keep and store this product in its original container. Store in a cool, dry place inaccessible to children and pets, and away from sources of heat or open flame. Protect from freezing. **Pesticide Disposal: If empty: Non-refillable container.** Do not reuse or refill this container. Place in trash or offer for recycling if available. **If partly filled:** Call your local solid waste agency for disposal instructions. Never place unused product down any indoor or outdoor drain.


**Notice:** Buyer assumes all risks of use, storage or handling of this product not in strict accordance with directions given herewith. Voluntary Purchasing Groups, Inc. warrants this product conforms to the chemical descriptions on the label and for the purposes stated on the label. The limit of any liability incurred shall be the purchase price paid by the User or Buyer.

## Local Solutions For Local Problems



For More Lawn and Garden Products Visit **Hi-Yield.com**

Produced For:  
**VOLUNTARY PURCHASING GROUPS, INC.**  
230 FM 87 • BONHAM, TEXAS 75418  
Visit Us At: [www.hi-yield.com](http://www.hi-yield.com)  
EPA Reg. No. 7401-451  
EPA Est. No. 7401-TX-1



# Hi-Yield®



**SUPER CONCENTRATE**  
**KILLZALL™**  
**Weed And Grass  
Killer**

- 41% Concentrate Systemic Weed & Grass Killer
- Ultra Formula with Surfactant
- Kills Weeds And Grasses Down To The Root.
- Rain Fast in 2 Hours
- Covers Up To 3,200 Square Feet.

**ACTIVE INGREDIENT:**

\*Glyphosate, (N-(phosphonomethyl) glycing)  
in the form of its isopropylamine salt.....41.0%

**OTHER INGREDIENTS:**.....59.0%

**TOTAL:**.....100.0%

\*Acid equivalent or glyphosate content = 30.34%

KEEP OUT OF REACH OF CHILDREN

**CAUTION**

See Attached Booklet and Back Panel for  
Additional Precautionary Statements,  
First Aid and Directions for Use

**NET CONTENTS ONE PINT (16 FL. Ozs.)**

Produced For:  
**VOLUNTARY PURCHASING GROUPS, INC.**  
**230 FM 87 • BONHAM, TEXAS 75418**  
EPA Reg. No. 7401-451  
EPA Est. No. 7401-TX-1  
Visit Us At: [www.hi-yield.com](http://www.hi-yield.com)



### **PRECAUTIONARY STATEMENTS**

#### **HAZARDS TO HUMANS AND DOMESTIC ANIMALS**

**CAUTION:** Harmful if absorbed through the skin. Causes moderate eye irritation. Avoid contact with eyes, skin or clothing. Wash thoroughly with soap and water after handling. Keep children and pets away from treated areas until spray has dried. Avoid contamination of food. Do not contaminate water supplies.

#### **FIRST AID**

Have the product container or label with you when calling a Poison Control Center or doctor, or going for treatment.

<b>If On Skin Or Clothing</b>	<ul style="list-style-type: none"><li>• Take off contaminated clothing.</li><li>• Rinse skin immediately with plenty of water for 15–20 minutes.</li><li>• Call a Poison Control Center or doctor for treatment advice.</li></ul>
<b>If In Eyes</b>	<ul style="list-style-type: none"><li>• Hold eye open and rinse slowly and gently with water for 15–20 minutes.</li><li>• Remove contact lenses, if present, after the first 5 minutes, then continue rinsing eye.</li><li>• Call a Poison Control Center or doctor for treatment advice.</li></ul>

#### **ENVIRONMENTAL HAZARDS**

To protect the environment, do not allow pesticide to enter or run off into storm drains, drainage ditches, gutters or surface waters. Applying this product in calm weather when rain is not predicted for the next 24 hours will help to ensure that wind or rain does not blow or wash pesticide off the treatment area. Rinsing application equipment over the treated area will help avoid run off to water bodies or drainage systems.