

rev 11.1.10 118

32315

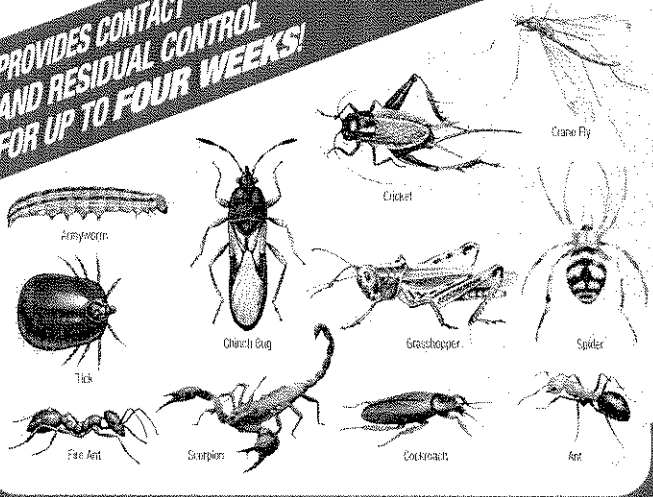
Kill-A-Bug II™

Hi-Yield®

Kill-A-Bug II™

LAWN GRANULES

**PROVIDES CONTACT
AND RESIDUAL CONTROL
FOR UP TO FOUR WEEKS!**



- Kills Insects Plus Fire Ants In Lawns.
- Controls Home Invading Insects.
- Controls Surface And Foliage Feeding Pests.
- Treats Up To 5,000 Sq. Ft.

ACTIVE INGREDIENTS
Permethrin
Piperonyl Butoxide
100%
EPA Reg. No. 105-1000
© 2010 Hi-Yield Chemicals, Inc.
All Rights Reserved. 01/10/10

KEEP OUT OF REACH OF CHILDREN
CAUTION
See Back Label for Additional
Precautionary Statements

NET WEIGHT 10 LBS (4.54 KG)

32315

Kill-A-Bug II™



32315

Kill-A-Bug II™

© 2010 Hi-Yield Chemicals, Inc. Kill-A-Bug II 100-275-0009
 Lawn
 Bug
 Control
 Granules

25.5"
 22"
 48.25" MAX WIDTH

32315

Kill-A-Bug II™

Hi-Yield®



Kill-A-Bug II™

LAWN GRANULES

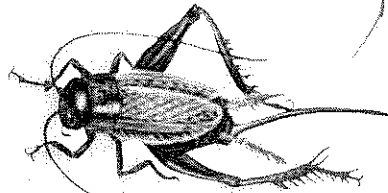
PROVIDES CONTACT
AND RESIDUAL CONTROL
FOR UP TO FOUR WEEKS!



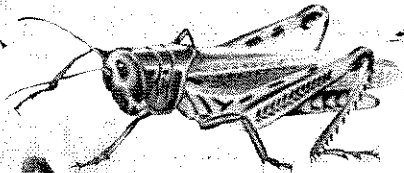
Armyworm



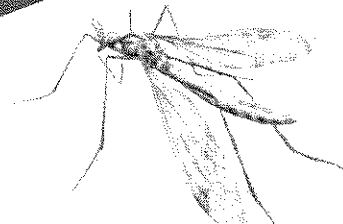
Chinch Bug




Cricket



Grasshopper



Crane Fly



Spider



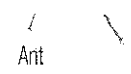
Fire Ant



Scorpion



Cockroach



Ant

- Kills Insects Plus Fire Ants In Lawns.
- Controls Home Invading Insects.
- Controls Surface And Foliage Feeding Pests.
- Treats Up To 5,000 Sq. Ft.

ACTIVE INGREDIENT:	
†Permethrin	5%
INERT INGREDIENTS:	
	99.5%
TOTAL:	
	100.0%
†(3-phenoxyphenyl) methyl (±) cis/trans 1-(2,2-dichloroethenyl)-	
2,2-dimethylpropanoate. Cis/trans ratio: Maximum	
55% (±) Cis and minimum 45% (±) trans.	

KEEP OUT OF REACH OF CHILDREN

CAUTION

See Back Label Panel For Additional Precautionary Statements.

NET WEIGHT 10 LBS. (4.54 KG)

32315

Kill-A-Bug II™

32315



Kill-A-Bug II™

FIRST AID

Have the product container or label with you when calling a Poison Control Center or doctor, or going for treatment.

If Swallowed	<ul style="list-style-type: none">• Call a Poison Control Center or doctor immediately for treatment advice.• Have person sip a glass of water if able to swallow.• Do not induce vomiting unless told to do so by the Poison Control Center or doctor.• Do not give anything by mouth to an unconscious person.
If In Eyes	<ul style="list-style-type: none">• Hold eye open and rinse slowly and gently with water for 15-20 minutes.• Remove contact lenses, if present, after the first 5 minutes, then continue rinsing eye.• Call a Poison Control Center or doctor for treatment advice.
If On Skin Or Clothing	<ul style="list-style-type: none">• Take off contaminated clothing.• Rinse skin immediately with plenty of water for 15-20 minutes.• Call a Poison Control Center or doctor for treatment advice.
If Inhaled	<ul style="list-style-type: none">• Move person to fresh air.• If person is not breathing, call 911 or an ambulance, then give artificial respiration, preferably by mouth-to-mouth, if possible.• Call a Poison Control Center or doctor for treatment advice.

PRECAUTIONARY STATEMENTS HAZARDS TO HUMANS AND DOMESTIC ANIMALS

CAUTION: May be harmful if swallowed or absorbed through skin. Causes moderate eye irritation. Avoid contact with skin, eyes or clothing. Wash thoroughly with soap and water after handling.

ENVIRONMENTAL HAZARDS

To protect the environment, do not allow pesticide to enter or run off into storm drains, drainage ditches, gutters or surface waters. Applying this product in calm weather when rain is not predicted for the next 24 hours will help to ensure that wind or rain does not blow or wash pesticide off treatment area. Sweeping any product that lands on a driveway, sidewalk, or street, back onto the treated area of the lawn or garden will prevent run off to water bodies or drainage systems. **NOTE:** Buyer assumes all risks of use, storage or handling of this product not in strict accordance with directions given herewith. Voluntary Purchasing Groups, Inc. warrants this product to conform to the chemical description on the label and for the purposes stated on the label. The limit of any liability incurred shall be the purchase price paid by the User or Buyer.

DIRECTIONS FOR USE

It is a violation of Federal Law to use this product in a manner inconsistent with its labeling.

Not for use on plants being grown for sale or other commercial seed production or research purposes.

HI-YIELD® KILL-A-BUG II LAWN GRANULES is recommended for the control of Lawn Insects, Fleas, and Ticks outdoors in residential areas. Repeated applications are made by broadcast treatment with a spreader to lawns, under Shrubbery, and other Ornamental and Turf Grass areas; band treatments are recommended around house foundation and spot applications are made to Ant mounds and Wasp nests.

GENERAL USE DIRECTIONS

1. Determine size of area to be treated – measure and multiply length times width.
2. Determine appropriate spreader setting using chart.
3. Treat as directed – thorough coverage is important. Water in where indicated.
4. Keep children and pets off treated areas until this material is washed into turf and grass is dry.
5. Do not use food utensils such as teaspoons or measuring cups for food purposes after use with pesticides.

OVERALL LAWN TREATMENT FOR GRASS AND DICHONDRA LAWNS

To control: *Ants, Armyworms (including: Fall, Yellow-striped, etc.), Bermudagrass Mites, Billbugs (Adult), Boxelder Bugs, Centipedes, Chiggers, Chinch Bugs, Clover Mites, Cockroaches, Crickets, Cutworms, Darkling Ground Beetles, Digger Wasps, Essex Skipper, European Crane Fly Larvae, Field Crickets, Fiery Skipper, Flea Beetle (in Dichondra), Grasshopper, Hyperodes (Turfgrass Weevil), Japanese Beetle (Adult), Lawn Moths, Leafhoppers, Scorpions, Silverfish and Firebrats, Sod Webworms, Sowbugs, Spiders (including Black Widow), Spittlebugs, Springtails, Vegetable Weevils (in Dichondra)*; Apply this product uniformly to Home Lawns, under Shrubbery, and other Ornamental Recreational Turf Grass areas. Treat when Insects first appear using granules at the rate of 2 pounds per 1,000 Square Feet or, for heavy lawns such as St. Augustine Grass, 3 pounds per 1,000 Square Feet, using a fertilizer spreader. See Spreader Setting Chart below. To help obtain uniform distribution, apply one-half required amount of

3. Treat as directed — thorough coverage is important; water in where indicated.
4. Keep children and pets off treated areas until this material is washed into turf and grass is dry.
5. Do not use food utensils such as teaspoons or measuring cups for food purposes after use with pesticides.

OVERALL LAWN TREATMENT FOR GRASS AND DICHONDRA LAWNS

To control: *Ants, Armyworms (including: Fall, Yellow-striped, etc.), Bermudagrass Mites, Billbugs (Adult), Boxelder Bugs, Centipedes, Chiggers, Chinch Bugs, Clover Mites, Cockroaches, Crickets, Cutworms, Darkling Ground Beetles, Digger Wasps, Essex Skipper, European Crane Fly Larvae, Field Crickets, Fiery Skipper, Flea Beetle (in Dichondra), Grasshopper, Hyperodes (Turfgrass Weevil), Japanese Beetle (Adult), Lawn Moths, Leafhoppers, Scorpions, Silverfish and Firebrats, Sod Webworms, Sowbugs, Spiders (including Black Widow), Spittlebugs, Springtails, Vegetable Weevils (in Dichondra)*: Apply this product uniformly to Home Lawns, under Shrubbery, and other Ornamental Recreational Turf Grass areas. Treat when Insects first appear using granules at the rate of 2 pounds per 1,000 Square Feet or, for heavy lawns such as St. Augustine Grass, 3 pounds per 1,000 Square Feet, using a fertilizer spreader. See Spreader Setting Chart below. To help obtain uniform distribution, apply one-half required amount of product in one direction, then apply the balance at a right angle. Immediately after application, water the lawn lightly.

European Crane Fly larvae (Leatherjackets): The best time to apply is in May or June when the Insects are young.

Chinch Bugs: Start treatments when temperatures reach 80°F or above. A second application may be necessary in 6 weeks if Insect activity continues.

FLEA AND TICK CONTROL (OUTDOORS)

In Summer months, Fleas and Ticks frequently become established in Lawns and pet resting areas surrounding the home. For best control of *Fleas and Ticks (including, but not limited to Bear Tick, Black-Legged Tick, Brown Dog Tick, Deer Tick [Ixodes dammini], Lone Star Tick, Western Black-legged Tick, Wood Tick*: A regular treatment program should be followed. Treat once a month when Pests first appear in late Spring (May-June) and continue until late Summer (September-October). Fall temperatures below 50°F decrease Pest activity. Eliminated weeds around the home and mowing lawns frequently reduces the hiding places for these Pests.

NOTE: Dogs, cats their kennel or bedding should also be treated with a registered product. In addition, if Fleas and Ticks are indoors on carpets or pet resting areas, use a registered product. It is very important that all three sites — outdoors, indoors and also the pet be treated with appropriate labeled products to achieve satisfactory control. If any of these areas are not treated, it could serve as a source of reinfestation to the entire premises.

SOD WEBWORMS (GRAMBUS SPP)

Sod Webworms are the light brown Caterpillars 1/4 to 3/4 inches long, that hide in the grass during the day and feed on the grass blades at night. Adult Webworms, usually referred to as Lawn Moths (about 1 inch in length, with long snout), emerge from the grass at dusk. They fly over the lawn laying eggs that later hatch into destructive Caterpillars. Damage appears first as small brown spots which, if not treated, may rapidly develop into large brown areas of severely damaged or dead grass. If Lawn Moths (Sod Webworm Adults) are noticed in large numbers at dusk, or at first sign of damage to lawn, treat entire lawn evenly.

BAND (PERIMETER) TREATMENT AROUND HOUSE FOUNDATION

To help prevent infestation of buildings by *Ants, Boxelder Bugs, Brown Dog Ticks, Centipedes, Cockroaches, Clover Mites, Crickets, Field Crickets, Fleas, Scorpions, Sowbugs, Spiders (including: Black Widow), Springtails (Collembola) and Ticks*: Treat at a rate of one pound per 500 square feet. Apply a 5-foot band of granules next to the house foundation. Distribute granules uniformly. Water lightly after application.

SPOT TREATMENT

ANTS NESTING OUTDOORS

This product may be used outdoors for the control of Ants, including: *Acrobat, Argentine, Big Headed, Cornfield, Field, Harvester, Leafcutter, Little Black, Pavement and Pyramid Ants*. If possible, it is best to try to locate nest and treat this first. Nests will usually be found in the ground but may be concealed under stones, boards, slabs or in stumps or logs. Product should be applied to thoroughly cover the nest (1 to 2 teaspoons) and sprinkled gently with water. In addition to treating Ant nests or mounds, entry points of buildings (used by Ants) and the soil surface along the perimeter of the building should be treated.

DIGGER WASPS

Apply 1 to 2 teaspoons of granules in and around each individual ground nest opening. Make the application at dusk when the Wasps are not active.

IMPORTED FIRE ANTS

Apply one cup over, and 2 feet around each Fire Ant mound. Immediately after application, water the granules into the soil gently with a light sprinkling to avoid disturbing the colony. Use at least 1 gallon of water per mound, but no more than 2 gallons. Use of high pressure watering equipment may disturb the colony and cause migration of the Ants, thus reducing the effectiveness of the treatment. Apply in cool weather (65-80°F) or in early morning or late evening for best results. Treat new mounds as they appear.

SPOT TREATMENT

ANTS NESTING OUTDOORS

This product may be used outdoors for the control of Ants, including: *Acrobat, Argentine, Big Headed, Cornfield, Field, Harvester, Leafcutter, Little Black, Pavement and Pyramid Ants*. If possible, it is best to try to locate nest and treat this first. Nests will usually be found in the ground but may be concealed under stones, boards, slabs or in stumps or logs. Product should be applied to thoroughly cover the nest (1 to 2 teaspoons) and sprinkled gently with water. In addition to treating Ant nests or mounds, entry points of buildings (used by Ants) and the soil surface along the perimeter of the building should be treated.

DIGGER WASPS

Apply 1 to 2 teaspoons of granules in and around each individual ground nest opening. Make the application at dusk when the Wasps are not active.

IMPORTED FIRE ANTS

Apply one cup over, and 2 feet around each Fire Ant mound. Immediately after application, water the granules into the soil gently with a light sprinkling to avoid disturbing the colony. Use at least 1 gallon of water per mound, but no more than 2 gallons. Use of high pressure watering equipment may disturb the colony and cause migration of the Ants, thus reducing the effectiveness of the treatment. Apply in cool weather (65-80°F), or in early morning or late evening for best results. Treat new mounds as they appear.

SPREADER SETTINGS

SPREADER MAKE AND MODEL	SETTING TO DELIVER	
	2 LBS. PER 1,000 SQ. FT.	3 LBS. PER 1,000 SQ. FT.
ferti-lome [®] Plus Iron Broadcast/Earthway 2850	14	16
ferti-lome [®] Plus Iron Prof. Broadcast/Earthway 2800A	14	16
ferti-lome [®] Deluxe Broadcast/Earthway 2050 S.U.	14	16
Earthway Drop 7300B	16	20
Republic/Scotts Broadcast	4	5
Republic/Scotts Drop	7	8
Precision Drop FH-22D	10	12
Precision Broadcast/Red Devil	13	15

Note: Spreader Settings given are approximate and variation can occur between identical models. User should calibrate spreader by accurately weighing a few pounds into your spreader and applying to a measured area. Then adjust spreader setting if necessary to assure correct rate of application.

STORAGE AND DISPOSAL

Do not contaminate water, food or feed by storage or disposal.


PESTICIDE STORAGE: Store product in its original container in a cool, dry, locked place out of reach of children and domestic animals.

PESTICIDE DISPOSAL: If empty: Non-refillable container. Do not reuse this container. Place in trash or offer for recycling if available. If partly filled: Call your local solid waste agency for disposal instructions. Never place unused product down any indoor or outdoor drain.

Produced For:
VOLUNTARY PURCHASING GROUPS, INC.
230 FM 87
BONHAM, TEXAS 75418

Visit Us At: www.hi-yield.com

EPA Reg. No. 7401-453 • EPA Est. No. 7401-TX-1



30M-1-69-1