

**Makes Over 10 Gallons of Mix  
for Easy-to-Kill Weeds and  
Over 5 Gallons of Mix for  
Tough or Established Weeds**



# GlyStar<sup>®</sup>

## Grass and Weed Killer **CONCENTRATE**

**Contains 25% Glyphosate IPA as the Active Ingredient**

40814AL00FR  
AD112907

ACTIVE INGREDIENTS:	
Glyphosate, isopropylamine salt . . .	25.0%
OTHER INGREDIENTS: . . . . .	75.0%
<b>TOTAL</b>	<b>100.0%</b>

**NET CONTENTS 32 FL OZ (1 QT)**

**KEEP OUT OF  
REACH OF CHILDREN  
CAUTION**

See Back Panel Booklet  
for First Aid and  
Precautionary Statements



# PROOF

## THIS PROOF IS TO BE CHECKED FOR ACCURACY

Please review and approve **Text, Spelling, Copy Placement, Size, Shape, Colors** and **Dieline**.

**Authorized signature** accepts responsibility for accuracy of all copy, color break and artwork. Cimarron Label is not liable for any discrepancies subsequently identified.








**PLEASE NOTE:** Due to color variance between printers/monitors, the colors represented by this proof cannot be deemed accurate. Please refer to a color matching system such as the Pantone Matching System for a truer representation of spot colors.

**THIS PROOF IS NOT ACCURATE FOR COLOR-MATCH.**  
*Dieline does not print.*

 **Cimarron Label**

Experts in Extended Text Labeling

4201 North Westport Ave. • Sioux Falls, SD 57107  
Phone: (605) 978-0451 • Fax: (605) 978-0463

DATE	JOB NUMBER					
March 2, 2016	115203					
CUSTOMER	LABEL SIZE					
ALBAUGH, LLC	4.75" X 3.75"					
LABEL COLORS						
 YE	 MA	 CY	 BL	 132	 151	 362
PATTERN VARNISH: <input type="checkbox"/> YES <input checked="" type="checkbox"/> NO						

Form: CS 006P - 11/8/2011

**ARTWORK IS APPROVED**

**REVISED PROOF NEEDED**

Signed \_\_\_\_\_

Date \_\_\_\_\_

**WE CANNOT PROCESS THIS ORDER WITHOUT AN AUTHORIZED SIGNATURE**

# KEEP OUT OF REACH OF CHILDREN CAUTION

## FIRST AID

<b>If in eyes:</b>	<ul style="list-style-type: none"> <li>• Hold eye open and rinse slowly and gently with water for 15-20 minutes.</li> <li>• Remove contact lenses, if present, after the first 5 minutes, then continue rinsing eye.</li> <li>• Call a poison control center or doctor for treatment advice.</li> </ul>
--------------------	---

## HOT LINE NUMBER

Have the product container or label with you when calling a poison control center or doctor, or going for treatment. You may also contact 1-800-424-9300 for emergency medical treatment information.

PEEL HERE TO OPEN ▲

## PRECAUTIONARY STATEMENTS HAZARDS TO HUMANS AND DOMESTIC ANIMALS CAUTION

Causes moderate eye irritation. Avoid contact with eyes or clothing. Wash thoroughly with soap and water after handling. People and pets may enter treated areas after spray has dried.

## ENVIRONMENTAL HAZARDS

Do not apply directly to water. Do not contaminate water when disposing of equipment washwaters.

Item # 00002

Manufactured for:  
**Albaugh, LLC**  
121 NE 18th Street  
Ankeny, IA 50021



EPA Reg. No. 42750-67  
EPA Est. No. 42750-MO-001

# GlyStar<sup>®</sup>

## Grass and Weed Killer

### CONCENTRATE

#### PRODUCT INFORMATION

**KILLS WEEDS** All Types of Weeds & Grasses

#### WHERE TO USE

- On patios, walkways & driveways
- In flowerbeds & vegetable gardens
- Around shrubs & trees
- Along fences & foundations
- Other areas in your yard
- Edging around lawns
- In large areas:
  - For lawn replacement/renovation
  - For garden plot preparation

#### AMOUNT TO USE

**For Best Results**, use 6 fl. oz. (12 Tbs) per gallon of water for established or tough weeds

40814AL00BK  
AD112907

Item # 00002

Manufactured for:  
**Albaugh, LLC**  
121 NE 18th Street  
Ankeny, IA 50021  
**EPA Reg. No. 42750-67**  
**EPA Est. No. 42750-MO-001**



Job #115188

## DIRECTIONS FOR USE

It is a violation of Federal law to use this product in a manner inconsistent with its labeling.

Do not allow spray to drift from the application site and contact people, structures people occupy at any time and the associated property, parks and recreation areas, nontarget crops, aquatic and wetland areas, woodlands, pastures, rangelands, or animals. Apply only when wind speed is not more than 10 mph. For sprays, apply largest size droplets possible.

**CONTROLS ALL WEEDS AND GRASSES INCLUDING:** Barnyardgrass, Bermudagrass, Thistle, Chickweed, Common Ragweed, Dandelion, Fescues, Johnsongrass, Clover, Yellow Nutgrass and other grasses, weeds, sedges and brush.

### MIXING INSTRUCTIONS

**Tank Sprayer** (plastic, aluminum, fiberglass, plastic-lined steel or stainless steel)

- For easy-to-kill weeds such as seedlings, add 3 fl. oz. (6 Tbs) to 1 gallon of water.
- For tough, established weeds and for best results, add 6 fl. oz. (12 Tbs) to 1 gallon of water.
- Spot treat or spray evenly over 300 sq. ft.

1 Tablespoon (Tbs) = 3 teaspoons (tsp)      1 fl. oz. = 2 Tbs

Do not apply with a galvanized or unlined steel (except stainless steel) sprayer or through any irrigation system.

To clean sprayer after use, rinse sprayer and all sprayer parts with water 3 times. Spray rinse water on bare soil or gravel. After cleaning, sprayer may be used for other products.

### HOW TO APPLY

- Spray the weeds or grasses you want to kill until thoroughly wet.
- When spot treating weeds around desirable plants, shield plants from drift with a sheet of cardboard or plastic. If desirable plants are accidentally sprayed, rinse off immediately with water.

**IMPORTANT:** Do not spray plants or grasses you like – they may die, too. Not recommended for spot weed control in lawns because GlyStar® Grass and Weed Killer Concentrate kills lawn grasses.

### WHEN TO APPLY

- Apply when weeds and grasses are actively growing.
- For best results, apply during warm, sunny weather (above 60°F)
- Spray when air is calm to prevent drift to desirable plants.
- Rain or watering 2 hours after application will not wash away effectiveness.
- Apply when weeds are small and before seeds form.
- All ornamental flowers, trees and shrubs may be planted 1 day after application.

## **ADDITIONAL TIPS**

### **To Kill Vines**

- If vines are growing up poles, fences, or tree trunks with mature bark, cut vines to a height of 3 to 4 feet and spray vines thoroughly.
- If vines are climbing shrubs, or tree trunks with green bark, cut vines at base and treat as directed for stumps or spray regrowth. If spraying regrowth, shield shrubs and green bark from spray drift with a sheet of cardboard or plastic.

### **To Kill Stumps**

- Cut living stump close to ground.
- Drive 4 to 5 holes into freshly cut stump.
- Immediately pour undiluted product into holes.

### **For Lawn Replacement**

Use GlyStar® Grass and Weed Killer Concentrate to kill a lawn and weeds before planting new lawn.

- Skip one mowing before spraying.
- Use 6 fl. oz. (12 Tbs) per gallon of water for each 300 sq. ft.
- If soil is dry, water before application and 2 to 3 days after application.
- If green patches remain after 7 days, reapply.
- Wait 7 days for weeds and lawn to die. Repeat if necessary.
- Rake or till to prepare area for planting seed or sod.

### **Kudzu**

For best results, apply in mid to late summer when vines are mature and actively growing.

### **Wild Blackberry**

Spray anytime plants are actively growing. Dead canes should be cut down and removed. Reapplication is often required to kill deep roots.

### **Poison Ivy & Poison Oak**

Contact with these plants anytime of the year can cause an allergic reaction. Spray anytime plants are actively growing, but at least 4 weeks before the first killing frost in the fall. Reapply, if new growth appears. Handle dead plants with rubber gloves. Dispose of plants and rubber gloves in tightly sealed garbage bags.

### **For Flowerbed & Garden Preparation**

Use GlyStar® Grass and Weed Killer Concentrate to kill weeds, grasses and brush before planting flowers, fruits, vegetables or herbs.

- If soil is dry, water before application and 2 to 3 days after application.
- Apply evenly over treatment area.
- Wait the number of days indicated below before planting.

## WHEN TO REPLANT

- All ornamental flowers, trees and shrubs and the following berries, fruits, vegetables and herbs may be planted 1 day after application: Artichoke (Jerusalem), beans (all), beet greens, blackberry, blueberry, boysenberry, broccoli, Brussels sprouts, cabbage (all), carrot, cauliflower, celery, chard (Swiss), chicory, collards, cranberry, currant, dewberry, elderberry, endive, gooseberry, horseradish, huckleberry, kale, kohlrabi, leek, lentils, lettuce, loganberry, mustard greens, okra, olallieberry, onion, parsley, parsnips, potato, radish, rape greens, raspberry (black and red), rhubarb, rutabaga, spinach, sweet potato, turnip and yams.
- The following fruits, vegetables and herbs may be planted 3 days after application: Corn, cucumber, eggplant, garlic, gourds, melons (all), peas (all), peppers (all), pumpkin, squash (summer and winter), tomatillo, tomato (by seed) and watercress.
- Lawn grasses may be replanted 7 days after application.
- Tomatoes from transplant and unlisted fruits, vegetables and herbs may be planted 30 days after application.

## WHEN TO HARVEST

If used to control weeds around fruits or nuts, allow the following number of days before harvesting:

- Citrus (citron, grapefruit, lemon, lime, mandarin, orange, tangelo, tangerine) – 1 day.
- Nuts (almond, beechnut, cashew, chestnut, hazelnut, pecan, pistachio and walnut) – 3 days.
- Apple, avocado, banana (plantains), berries (except cranberries), dates, figs, grapes, kiwi fruit, loquat, passion fruit, pear, persimmon, pomegranate and quince – 14 days.
- Apricot, cherries, nectarine, olives, peach, plum and prunes – 17 days.

## HOW IT WORKS

GlyStar® Grass and Weed Killer Concentrate enters plants through foliage and moves systematically to the roots, killing weeds by stopping the production of a substance found only in plants. Any product not absorbed by plants breaks down into natural materials without moving in or on the soil to untreated plants. Weeds usually yellow and wilt within 2 to 4 days with complete kill in 1 to 2 weeks.

## KILLS ALL TYPES OF WEEDS & GRASSES

**Weeds (including):** Artichoke thistle, beggarweed, black medic, blue mustard, blue toadflax, brassbuttons, broadleaf plantain, burclover, buttercup, Canada thistle, cattail, chickweed, cocklebur, common groundsel, common mullein, common plantain, common ragweed, creeping beggarweed, creeping-charlie, curly dock, dandelion, dog fennel, evening primrose, false dandelion, fiddleneck, field bindweed (wild morningglory), field pennycress, filaree, Florida pusley, garden spurge, henbit, horsenettle, horseradish, horseweed/marestail, iceplant, knapweed, knotweed, lambsquarters, lantana, little bittercress, London rocket, mallow, mayweed, milkweed, mouseear chickweed, narrowleaf (buckhorn) plantain, nightshade (silverleaf), oldenlandia, oxalis, Pennsylvania smartweed, pennywort, poison hemlock, prickly lettuce, primrose, prostrate spurge, puncturevine, ragweed, red clover, redroot pigweed, shepherdspurge, smooth catsear, smooth pigweed, sowthistle, spotted spurge, tansy ragwort, tansymustard, teaweed, trumpetcreeper, tumble mustard, Virginia creeper, white clover, whitetop, wild barley, wild mustard, wild oats, wild sweet potato, yellow Starthistle, and other broadleaf weeds.

**Grasses (including):** Annual bluegrass, annual ryegrass, bahiagrass, barnyardgrass, bentgrass, Bermudagrass, bromegrass, cogongrass, crabgrass, creeping bentgrass, dallisgrass, fall panicum, fescue, field sandbur, foxtail, goosegrass, guineagrass, Johnsongrass, Kentucky bluegrass, kikuyugrass, lovegrass, maidencane, nimblewill, nutsedge, orchardgrass, pampas grass, perennial ryegrass, purple nutsedge, quackgrass, sandspur, smooth bromegrass, sprangletop, St. Augustinegrass, tall fescue, Texas panicum, Timothy, torpedograss, vaseygrass, witchgrass, yellow nutgrass, zoysia and other grassy weeds.

**Brush (Tough Weeds), Unwanted Trees, Shrubs & Vines (including):** Alder, ash, (quaking) aspen, blackberry, bluegum eucalyptus, broom (French, Scotch), buckwheat, Ceanothus, chamise, cherry, coyote brush, dewberry, elderberry, elm, eucalyptus, giant reed, hawthorn, hazel, honeysuckle, kudzu, locust, madrone, maple, oak, persimmon, poison oak, poison ivy, poplar, raspberry, sage, sagebrush, salmonberry, saltcedar, sassafras, sumac, sweetgum, tan oak, thimbleberry, tree tobacco, wild rose (multiflora), willow and other tough weeds.

## HOW TO REFILL GLY STAR® READY-TO-USE GRASS AND WEED KILLER CONTAINER

### 24 fl. oz. GlyStar® Ready-to-Use Grass and Weed Killer:

To empty container add 2 fl. oz. of GlyStar® Grass and Weed Killer Concentrate, then fill with water very slowly to avoid foaming.

### 32 fl. oz. GlyStar® Ready-to-Use Grass and Weed Killer:

To empty container add 2.5 fl. oz. of GlyStar® Grass and Weed Killer Concentrate, then fill with water very slowly to avoid foaming.



**1/2 gallon GlyStar® Ready-to-Use Grass and Weed Killer:**

To empty container add 5 fl. oz. of GlyStar® Grass and Weed Killer Concentrate then fill with water very slowly to avoid foaming.

**1 gallon GlyStar® Ready-to-Use Grass and Weed Killer:**

To empty container add 10 fl. oz. of GlyStar® Grass and Weed Killer Concentrate then fill with water very slowly to avoid foaming.

**STORAGE AND DISPOSAL**

**STORAGE:** Store in original container in a safe place.

**CONTAINER DISPOSAL:**

Nonrefillable container. Do not reuse or refill this container. Offer for recycling, if available.

**NOTICE**

Buyer assumes all responsibility for safety and use not in accordance with directions.

GlyStar® is a trademark of Albaugh, LLC.

# PROOF

## THIS PROOF IS TO BE CHECKED FOR ACCURACY

Please review and approve **Text, Spelling, Copy Placement, Size, Shape, Colors** and **Dieline**.

**Authorized signature** accepts responsibility for accuracy of all copy, color break and artwork. Cimarron Label is not liable for any discrepancies subsequently identified.

**PLEASE NOTE:** Due to color variance between printers/monitors, the colors represented by this proof cannot be deemed accurate. Please refer to a color matching system such as the Pantone Matching System for a truer representation of spot colors.

**THIS PROOF IS NOT ACCURATE FOR COLOR-MATCH.**




*Dieline does not print.*

 **Cimarron Label**

Experts in Extended Text Labeling

4201 North Westport Ave. • Sioux Falls, SD 57107

Phone: (605) 978-0451 • Fax: (605) 978-0463

DATE	JOB NUMBER	CUSTOMER
March 2, 2016	115188	ALBAUGH, LLC
LABEL SIZE	LEAFLET FOLDED SIZE	LEAFLET FLAT SIZE
4.75" X 3.75"	4.75" X 3.25"	4.75" X 9.562"
LABEL COLORS	LEAFLET "OUT" COLORS	LEAFLET "IN" COLORS
 BLACK	 BLACK	 BLACK
PATTERN VARNISH: <input checked="" type="checkbox"/> YES <input type="checkbox"/> NO		

Form: CS 006L - 11/8/2011

**ARTWORK IS APPROVED**

**REVISED PROOF NEEDED**

**WE CANNOT PROCESS  
THIS ORDER WITHOUT AN  
AUTHORIZED SIGNATURE**

Signed \_\_\_\_\_ Date \_\_\_\_\_