

SHAKE WELL BEFORE USING • AGITE BIEN ANTES DE USAR

STOP. Read entire label before use.
DIRECTIONS FOR USE

It is a violation of Federal law to use this product in a manner inconsistent with its labeling. Apply this product only as specified on this label.

To Use This Product Correctly

DO NOT USE MORE THAN ONE FOGGER PER ROOM.

DO NOT use in small, enclosed spaces such as closets and cabinets or under counters or tables. Use of a fogger in an enclosed space may cause the product to explode, resulting in injury to people or damage to property. DO NOT use in a room 5 ft x 5 ft or smaller. Instead, allow fog to enter from other rooms. Turn off ALL ignition sources such as pilot lights (shut off gas valves), other open flames and running electrical appliances that cycle off and on (i.e., refrigerators, thermostats, etc.). Call your gas utility or management company if you need assistance with your pilot lights. Apply this product only as specified on this label.

General Precautions and Restrictions

Do not apply this product in a way that will contact any person or pet, either directly or through drift. Keep people and pets out of the area during treatment. Do not allow adults, children or pets to enter the treated area until vapors, mists and aerosols have dispersed and the treated area has been thoroughly ventilated. Cover any water inhabited by fish (such as aquariums and ornamental fish ponds) during treatment, and turn aquarium systems off. Do not apply when food is present. Exposed food should be covered or removed. All food-preparation surfaces and utensils should be covered during treatment or thoroughly washed before use. Do not use in greenhouses where plants are grown for food. Do not apply directly into sewers or drains, or to any area like floor drains where drainage to storm sewers, water bodies or aquatic habitat can occur. Do not allow the product to enter any drain during or after application. Exit area immediately and remain outside the treated area until the area is thoroughly ventilated and until aerosols, vapors or mists have dispersed.

Wait two hours after application, then open windows, vents and doors for two hours. If an odor is detected, additional ventilation is required.

Does not control bed bugs.

BEFORE YOU FOG ■ 1. OPEN cabinets, cupboards, drawers, closets and doors in areas to be treated. 2. REMOVE or cover exposed foods, dishes, utensils, food-processing equipment and surfaces. REMOVE pets and birds and COVER and turn off air flow systems in aquariums. REMOVE or COVER children's and pet toys. COVER waxed wood floors and waxed wood furniture in the immediate area surrounding the fogger (newspaper may be used). 3. CLOSE outside doors and windows. SHUT OFF fans and air conditioners and temporarily disconnect smoke alarms. 4. TURN OFF ALL FLAMES, PILOT LIGHTS, IGNITION SOURCES and running electrical appliances that cycle off and on. Call your gas utility or management company if you need assistance. 5. DO NOT use fogger in a cabinet or under a counter or table.

TO START FOGGING ■ 1. Place a chair, table or stand in the center of the room to be fogged. Cover with several layers of newspaper or paper towels. SHAKE WELL BEFORE USING. Tilt sprayer AWAY from face (fogger sprays up). 2. Press valve all the way down, hooking the catch. Do not inhale the spray mist. Set fogger on newspapers or paper towels and leave the premises immediately. 3. Close door(s) and hang "Fogger in Use" tag on doorknob. KEEP TREATED AREA CLOSED AND DO NOT RE-ENTER FOR AT LEAST TWO HOURS. Keeping treated area sealed for a longer period will enhance fogger performance.

Vacate the treated house, individual apartment unit or other structure immediately.

AFTER FOGGING ■ AIRING OUT: BEFORE REOCCUPYING THE AREA, OPEN ALL DOORS AND WINDOWS, TURN ON AIR CONDITIONER AND FANS AND ALLOW TREATED AREA TO AIR OUT FOR TWO HOURS. Turn on smoke alarms and aquariums.

Note: When treating for fleas and ticks, clean and treat pet sleeping areas. Also treat dogs and cats with a flea and tick control product registered for use on pets before allowing them to re-enter the treated areas.

STORAGE AND DISPOSAL

Storage: Store in cool, dry area away from heat or open flame. Do Not Puncture or Incinerate! Disposal: If empty: Place in trash or offer for recycling if available. If partly filled: Call your local solid waste agency for disposal instructions.

PRECAUTIONARY STATEMENTS

Hazards to Humans and Domestic Animals

Contains Petroleum Distillate.

CAUTION. Causes moderate eye irritation. Avoid contact with eyes, skin and clothing. Wash thoroughly with soap and water after handling and before eating, drinking, chewing gum or using tobacco. Remove contaminated clothing and wash before reuse. Breathing spray mist may be harmful.

First Aid • If on Skin or Clothing: Take off contaminated clothing. Rinse skin immediately with plenty of water for 15-20 minutes. Call a Poison Control Center or doctor for treatment advice.

If in Eyes: Hold eyes open and rinse slowly and gently with plenty of water for 15-20 minutes. Remove contact lenses, if present, after the first five minutes, then continue rinsing eye. Call a Poison Control Center or doctor for treatment advice.

If Swallowed: Immediately call a Poison Control Center or doctor. Do not induce vomiting unless told to do so by a Poison Control Center or doctor. Do not give any liquid to the person. Do not give anything by mouth to an unconscious person.

NOTE TO PHYSICIAN: May cause an aspiration pneumonia hazard. Contains petroleum distillate.

Have the product container or label with you when calling a Poison Control Center or doctor or going for treatment. You may also contact 1-800-917-5431 for emergency medical treatment information.

Physical or Chemical Hazards

This product contains a highly flammable ingredient. It may cause a fire or explosion if not used properly. Follow the "Directions for Use" on this can very carefully. Contents under pressure. Do not use or store near heat or open flame. Do not puncture or incinerate container. Exposure to temperatures above 130°F may cause bursting.

NOTICE: To the extent consistent with applicable law, buyer assumes all responsibility for safety and use not in accordance with directions.

Questions or Comments? Call 1-800-917-5431 or visit our website at www.hotshot.com

Distributed by Spectrum Group, Division of United Industries Corporation

PO Box 142642, St. Louis, MO 63114-0642

EPA Reg. No. 9688-254-8845 EPA Est. Nos. 9688-MO-1(U), 3657-WI-2(BU),

58996-MO-1(AE), 11623-GA-1(CK), 11623-GA-3(CN)

Circled letter is first letter of lot number. 11-11514 ©2012 UIC



Highly Flammable Ingredient
Altamente Inflamable



Federal regulations prohibit CFC propellants in aerosols.

HOT SHOT

Fogger₅

with Odor Neutralizer
Neutralizador con neutralizador de olores

One Can Treats 2,000 ^{sq}ft
of Unobstructed Area
(APPROXIMATELY 15.5 ft x 16 ft x 8 ft CEILING)

ESPAÑOL: Para instrucciones y advertencias en español, vea dentro de la caja. Si no tiene una caja, llame al 1-800-917-5431.

Active Ingredients:
Tetramethrin..... 0.10%
Cypermethrin..... 0.60%
Other Ingredients... 99.30%

Net Wt 2 oz (56 g)

For Indoor Household/Residential Use Only.

KEEP OUT OF REACH OF CHILDREN

CAUTION See back for additional precautionary statements.

Solo para uso doméstico/residencial en espacios interiores.

MANTÉNGASE FUERA DEL ALCANCE DE LOS NIÑOS

PRECAUCIÓN Consulte dentro de la caja para conocer las declaraciones preventivas adicionales.

HOT SHOT[®]



Fogger⁵ with Odor Neutralizer

Nebulizador con
neutralizador
de olores

Kills Hidden Bugs • Kills on Contact

Penetrates Into Cracks, Crevices & Carpet Fibers

Mata los insectos escondidos • Mata al contacto

Kills Roaches, Fleas, Ants (except Fire Ants), **Spiders** (except Brown Recluse Spiders),
Waterbugs, Crickets & other listed insects



INSTRUCCIONES EN ESPAÑOL DENTRO DE LA CAJA

For Indoor Household/Residential Use Only.
Solo para uso doméstico/residencial
en espacios interiores.

Active Ingredients:

Tetramethrin..... 0.10%

Cypermethrin..... 0.60%

Other Ingredients .. 99.30%

*For terms of guarantee, see bottom panel.

**KEEP OUT OF REACH
OF CHILDREN**

CAUTION See side panel for additional
precautionary statements.

**MANTÉNGASE FUERA DEL
ALCANCE DE LOS NIÑOS**

PRECAUCIÓN Consulte dentro de la caja para conocer
las declaraciones preventivas adicionales.

One Can Treats Up To 2,000 ^{CU} _{FT}



CONTAINS 3 (2 OZ) FOGGERS
TOTAL NET WT 6 oz (170 g)

INSTRUCCIONES EN ESPAÑOL DENTRO DE LA CAJA



Fogger₅

with **Odor Neutralizer**
Nebulizador con neutralizador de olores

Hot Shot® Fogger₅ with Odor Neutralizer creates a fine, penetrating mist that reaches deep into cracks and crevices to flush out and kill hidden bugs on contact. When used as directed, the clear, non-staining formula will not harm drapes, upholstery, fabrics, carpeting, bedspreads, floor tiles, wood floors, linens, furniture, walls, clothing, ceilings, shades or blinds. Kills both flying and crawling insects on contact.

Quick Facts

- *Fast acting – works in two hours*
- *Non-staining, no messy residue*
- *Coverage: Each can covers 2,000 cu ft of unobstructed space (15.5 ft x 16 ft with 8 ft ceiling). Do not use in rooms 5 ft x 5 ft or smaller; instead, allow fog to enter from other rooms.*

Kills

- *Ants (except Fire Ants)*
 - *Black Carpet Beetles*
 - *Brown Dog Ticks*
 - *Crickets*
 - *Earwigs*
 - *Firebrats*
 - *Fleas*
 - *Gnats*
 - *Houseflies*
 - *Mosquitoes*
 - *Palmetto Bugs*
 - *Pillbugs*
 - *Rice Weevils*
 - *Roaches*
 - *Saw Toothed Grain Beetles*
 - *Silverfish*
 - *Small Flying Moths*
 - *Spiders (except Brown Recluse Spiders)*
 - *Waterbugs*
- Does not control Bed Bugs.**

Where To Use

In enclosed spaces such as:

- *Apartments*
- *Attics*
- *Barns*
- *Basements*
- *Boat Cabins*
- *Cabins*
- *Campers*
- *Crawl Spaces*
- *Garages*
- *Homes*
- *Households*
- *Sheds*
- *Storage Areas*
- *Trailers*

INSTRUCCIONES EN ESPAÑOL DENTRO
DE LA CAJA. ABRA LA PARTE SUPERIOR.

STORAGE AND DISPOSAL

Storage: Store in cool, dry area away from heat or open flame. Do Not Puncture or Incinerate! **Disposal: If empty:** Place in trash or offer for recycling if available. **If partly filled:** Call your local solid waste agency for disposal instructions.

PRECAUTIONARY STATEMENTS

Hazards to Humans and Domestic Animals

Contains Petroleum Distillate.

CAUTION. Causes moderate eye irritation. Avoid contact with eyes, skin and clothing. Wash thoroughly with soap and water after handling and before eating, drinking, chewing gum or using tobacco. Remove contaminated clothing and wash before reuse. Breathing spray mist may be harmful.

First Aid

If on Skin or Clothing: Take off contaminated clothing. Rinse skin immediately with plenty of water for 15-20 minutes. Call a Poison Control Center or doctor for treatment advice.

If in Eyes: Hold eyes open and rinse slowly and gently with plenty of water for 15-20 minutes. Remove contact lenses, if present, after the first five minutes, then continue rinsing eye. Call a Poison Control Center or doctor for treatment advice.

If Swallowed: Immediately call a Poison Control Center or doctor. Do not induce vomiting unless told to do so by a Poison Control Center or doctor. Do not give any liquid to the person. Do not give anything by mouth to an unconscious person.

NOTE TO PHYSICIAN: May cause an aspiration pneumonia hazard. Contains petroleum distillate.

Have the product container or label with you when calling a Poison Control Center or doctor or going for treatment. You may also contact 1-800-917-5431 for emergency medical treatment information.

Physical or Chemical Hazards

This product contains a highly flammable ingredient. It may cause a fire or explosion if not used properly. Follow the "Directions for Use" on this box very carefully. Contents under pressure. Do not use or store near heat or open flame. Do not puncture or incinerate container. Exposure to temperatures above 130°F may cause bursting.



**Highly
Flammable
Ingredient**

**Ingrediente
Altamente
Inflamable**

STOP Read entire label before use.

INSTRUCCIONES EN ESPAÑOL DENTRO DE LA CAJA. ABRA LA PARTE SUPERIOR.

DIRECTIONS FOR USE

Apply this product only as specified on this label.

It is a violation of Federal law to use this product in a manner inconsistent with its labeling.

To Use This Product Correctly

DO NOT USE MORE THAN ONE FOGGER PER ROOM. DO NOT use in small, enclosed spaces such as closets and cabinets or under counters or tables. Use of a fogger in an enclosed space may cause the product to explode, resulting in injury to people or damage to property. DO NOT use in a room 5 ft x 5 ft or smaller. Instead, allow fog to enter from other rooms. Turn off

ALL ignition sources such as pilot lights (shut off gas valves), other open flames and running electrical appliances that cycle off and on (i.e., refrigerators, thermostats, etc.). Call your gas utility or management company if you need assistance with your pilot lights. Apply this product only as specified on this label.



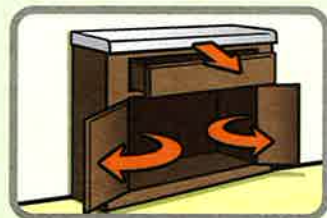
General Precautions and Restrictions

Do not apply this product in a way that will contact any person or pet, either directly or through drift. Keep people and pets out of the area during treatment. Do not allow adults, children or pets to enter the treated area until vapors, mists and aerosols have dispersed and the treated area has been thoroughly ventilated. Cover any water inhabited by fish (such as aquariums and ornamental fish ponds) during treatment, and turn aquarium systems off. Do not apply when

food is present. Exposed food should be covered or removed. All food-preparation surfaces and utensils should be covered during treatment or thoroughly washed before use. Do not use in greenhouses where plants are grown for food. Do not apply directly into sewers or drains, or to any area like floor drains where drainage to storm sewers, water bodies or aquatic habitat can occur. Do not allow the product to enter any drain during or after application. Exit

area immediately and remain outside the treated area until the area is thoroughly ventilated and until aerosols, vapors or mists have dispersed. Wait two hours after application, then open windows, vents and doors for two hours. If an odor is detected, additional ventilation is required. Does not control bed bugs.

BEFORE YOU FOG



1. **OPEN** cabinets, cupboards, drawers, closets and doors in areas to be treated.



2. **REMOVE** or cover exposed foods, dishes, utensils, food-processing equipment and surfaces. **REMOVE** pets and birds and **COVER** and turn off air flow systems in aquariums. **REMOVE** or **COVER** children's and pet toys. **COVER** waxed wood floors and waxed wood furniture in the immediate area surrounding the fogger (newspaper may be used).



3. **CLOSE** outside doors and windows. **SHUT OFF** fans and air conditioners and temporarily disconnect smoke alarms.



4. **TURN OFF ALL FLAMES, PILOT LIGHTS, IGNITION SOURCES** and running electrical appliances that cycle off and on. Call your gas utility or management company if you need assistance.



5. **DO NOT** use fogger in a cabinet or under a counter or table.

TO START FOGGING



1. Place a chair, table or stand in the center of the room to be fogged. Cover with several layers of newspaper or paper towels. **SHAKE WELL BEFORE USING.** Tilt sprayer **AWAY** from face (fogger sprays up).



2. Press valve all the way down, hooking the catch. Do not inhale the spray mist. Set fogger on newspapers or paper towels and leave the premises immediately.



3. Close door(s) and hang "Fogger in Use" tag on doorknob. **KEEP TREATED AREA CLOSED AND DO NOT RE-ENTER FOR AT LEAST TWO HOURS.** Keeping treated area sealed for a longer period will enhance fogger performance. **Vacate the treated house, individual apartment unit or other structure immediately.**

AFTER FOGGING



AIRING OUT: BEFORE REOCCUPYING THE AREA, OPEN ALL DOORS AND WINDOWS, TURN ON AIR CONDITIONER AND FANS AND ALLOW TREATED AREA TO AIR OUT FOR TWO HOURS. Turn on smoke alarms and aquariums. Note: When treating for fleas and ticks, clean and treat pet sleeping areas. Also treat dogs and cats with a flea and tick control product registered for use on pets before allowing them to re-enter the treated areas.

ALTO Lea toda la etiqueta antes de usar.

MODO DE EMPLEO • Se considera una violación a la ley federal usar este producto de una manera que no sea la indicada en la etiqueta.

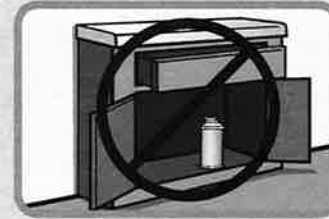
Aplique este producto solo como se especifica en esta etiqueta.

Cómo usar este producto correctamente

NO USE MÁS DE UN NEBULIZADOR POR HABITACIÓN.

NO lo use en espacios pequeños y cerrados, como clósets y gabinetes, ni debajo de cubiertas de cocina ni mesas. El uso de un nebulizador en un espacio cerrado puede causar que el producto explote y provocar lesiones a las personas o daños a la propiedad. NO lo use en habitaciones cuyo tamaño sea de 5 pies x 5 pies o menor. En cambio, permita que la niebla entre desde otras

habitaciones. Apague TODAS las fuentes de ignición como llamas piloto (cierre las válvulas del gas), otras fuentes de fuego y aparatos eléctricos en funcionamiento que tengan ciclo de encendido y apagado (como por ejemplo, refrigeradores, termostatos, etc.). Llame a su empresa de servicio de gas o compañía administradora si necesita ayuda con las llamas piloto. Aplique este producto solo como se especifica en esta etiqueta.



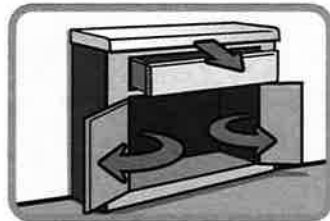
Precauciones y restricciones generales

No aplique este producto de modo que entre en contacto con personas ni mascotas, ya sea directamente o por arrastre. Mantenga a las personas y las mascotas fuera de la zona durante el tratamiento. No permita que los adultos, los niños ni las mascotas entren a la zona tratada hasta que los vapores, nieblas y aerosoles se hayan dispersado y la zona tratada se haya ventilado bien. Cubra cualquier depósito de agua con peces (como peceras y estanques ornamentales de peces) durante el tratamiento, y apague las peceras. No lo aplique cuando haya alimentos cerca. Los alimentos

expuestos se deben cubrir o retirar. Todas las superficies y utensilios de preparación de alimentos se deben cubrir durante el tratamiento o se deben lavar muy bien antes de usar. No lo use en invernaderos donde se cultiven plantas para alimento. No lo aplique directamente a alcantarillas o drenajes, así como a cualquier área como un desagüe en el piso en la que pueda producirse el drenaje a alcantarillas pluviales, masas de agua o hábitats acuáticos. No permita que el producto entre en ningún drenaje durante o después de su aplicación. Salga de la zona inmediatamente y permanezca fuera de la zona

tratada hasta que se ventile bien y los aerosoles, vapores o nieblas se hayan dispersado. Espere dos horas después de la aplicación y abra las ventanas, los respiraderos y las puertas por dos horas más. Si se detecta algún olor, se requiere ventilación adicional. No controle las chinches de cama.

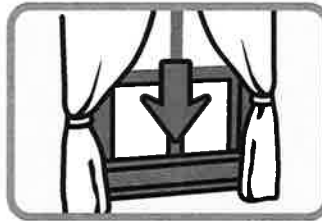
ANTES DE APLICAR LA NIEBLA



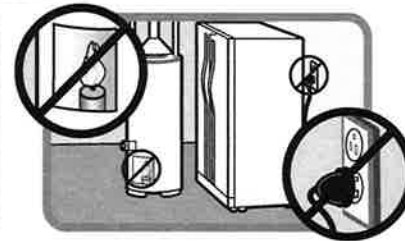
1. **ABRA** los gabinetes, alacenas, gavetas, clósets y puertas en las zonas a tratar.



2. **RETIRE** o cubra los alimentos expuestos, platos, utensilios, superficies y equipos de preparación de alimentos. **RETIRE** las mascotas y las aves y **CUBRA** y apague los sistemas de flujo de aire de las peceras. **RETIRE** o **CUBRA** los juguetes de niños y mascotas. **CUBRA** los pisos de madera encerada y los muebles de madera encerados que se encuentren en la zona que rodea el nebulizador (puede usar papel de periódico).



3. **CIERRE** las puertas y ventanas exteriores. **APAGUE** los ventiladores y aparatos de aire acondicionado y desconecte temporalmente las alarmas de humo.

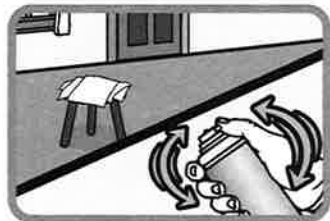


4. **APAGUE** TODAS LAS FUENTES DE FUEGO, LLAMAS PILOTO, FUENTES DE IGNICIÓN y aparatos eléctricos en funcionamiento que tengan ciclo de encendido y apagado. Llame a su empresa de servicio de gas o compañía administradora si necesita ayuda.




5. **NO USE** el nebulizador en gabinetes ni debajo de cubiertas de cocina ni mesas.

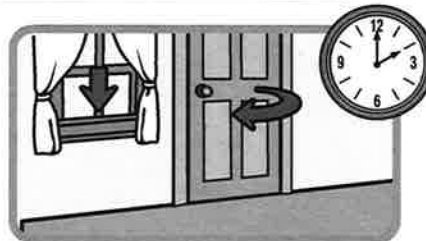
PARA COMENZAR A APLICAR LA NIEBLA



1. Coloque una silla, mesa o plataforma en el centro de la habitación que se va a tratar. Cubra con varias capas de periódicos o toallas de papel. **AGITE BIEN ANTES DE USAR.** Incline el rociador **LEJOS** de la cara (la niebla sale hacia arriba).



2. Presione la válvula hasta el final, engancho la traba. No inhale la niebla del rocío. Coloque el nebulizador sobre periódicos o toallas de papel y abandone el lugar de inmediato.



3. Cierre la(s) puerta(s) y cuelgue la etiqueta "Nebulizador en uso" en el pomo de la puerta. **MANTENGA CERRADA LA ZONA TRATADA Y NO VUELVA A INGRESAR POR UN PERÍODO DE POR LO MENOS DOS HORAS.** Mantener la zona tratada cerrada por más tiempo mejorará el rendimiento del nebulizador. **Salga inmediatamente de la casa, apartamento u otra estructura tratada.**

DESPUÉS DE APLICAR LA NIEBLA



VENTILACIÓN: ANTES DE VOLVER A OCUPAR LA ZONA, ABRA TODAS LAS PUERTAS Y VENTANAS, ENCIENDA EL AIRE ACONDICIONADO Y LOS VENTILADORES Y DEJE VENTILAR LA ZONA TRATADA DURANTE DOS HORAS. Encienda las alarmas de humo y las peceras. **NOTA:** Cuando el tratamiento sea para eliminar pulgas o garrapatas, limpie y trate las zonas donde duerme la mascota. Además aplique a los perros y gatos un producto para el control de pulgas y garrapatas de uso autorizado antes de permitirles ingresar en las zonas tratadas.

Riesgos Físicos o Químicos

Este producto contiene un ingrediente muy inflamable. Puede provocar un incendio o una explosión si no se usa adecuadamente. Siga cuidadosamente las instrucciones que se indican en esta caja en "Modo de empleo". Contenido bajo presión. No lo use ni almacene cerca de una fuente de calor ni del fuego. No perforo ni incinere el envase. La exposición a temperaturas superiores a 130°F puede causar explosiones.



**Highly
Flammable
Ingredient**

**Ingrediente
Altamente
Inflamable**

NOTA: Hasta el grado que sea compatible con la legislación pertinente, el comprador asume toda la responsabilidad para seguridad y uso que no estén de acuerdo con las instrucciones.



¿Preguntas o comentarios?
Llame al 1-800-917-5431.

El Nebulizador con neutralizador de olores, de Hot Shot® produce una niebla muy fina que penetra profundamente en grietas y rajaduras, para sacar de su escondite y matar al contacto a los insectos. Cuando se usa de acuerdo a las instrucciones, la fórmula transparente que no mancha no daña cortinas, tapicería, telas, alfombrados, cubrecamas, baldosas, pisos de madera, ropa de cama, muebles, paredes, ropa, cielorrasos, persianas ni cortinas de enrollar. Mata insectos voladores y rastreros al contacto.

Mata

- Hormigas (excepto hormigas bravas)
- Escarabajos negros de las alfombras
- Garrapatas marrones del perro
- Grillos
- Tijeretas
- Tisanuros
- Pulgas
- Jejenes
- Moscas domésticas
- Mosquitos
- Cucarachas de caño
- Cochinillas
- Gorgojos del arroz
- Cucarachas
- Carcomas dentadas
- Lepismas
- Pequeñas polillas voladoras
- Arañas (excepto las arañas reclusa parda)
- Chinchas de agua

No controla las chinchas de cama.

Dónde usar

En espacios cerrados como:

- Apartamentos
- Áticos
- Graneros
- Sótanos
- Camarotes de embarcación
- Cabañas
- Campers
- Túneles de servicio
- Cocheras
- Casas
- Uso doméstico
- Cobertizos
- Áreas de almacenamiento
- Remolques

TO WORK, OR YOUR
GUARANTEED*
MONEY BACK!

**HOT
SHOT**[®]

Fogger₅
with **Odor Neutralizer**

Nebulizador
neutralizador
de olores

INSTRUCCIONES
EN ESPAÑOL
DENTRO DE LA CAJA



PROOF OF PURCHASE

FPO UPC

0 71121 20137 9

Distributed by Spectrum Group
Division of United Industries Corporation
PO Box 142642
St. Louis, MO 63114-0642

EPA Reg. No. 9688-254-8845

EPA Est. Nos. 9688-MO-1 (U), 3657-WI-2 (BU)

58996-MO-1 (AE), 11623-GA-1 (CK), 11623-GA-3 (CN)

Circled letter is first letter of lot number.

16-10570 ©2012 UIC



NOTICE: To the extent consistent with applicable law, buyer assumes all responsibility for safety and use not in accordance with directions.



Questions or Comments?

Call 1-800-917-5431 or visit our website at www.hotshot.com

***GUARANTEE.** If you are not satisfied with this product for any reason, send your written request for a refund to the address at left, together with the dated store receipt showing the price you paid. Please allow 6-8 weeks for processing.