

RESTRICTED USE PESTICIDE DUE TO ACUTE TOXICITY

FOR RETAIL SALE TO AND USE ONLY BY CERTIFIED APPLICATORS ONLY- NOT TO BE USED BY UNCERTIFIED PERSONS WORKING UNDER THE SUPERVISION OF A CERTIFIED APPLICATOR.

PULL HERE TO OPEN ►

PARAQUAT DICHLORIDE GROUP 22 HERBICIDE

Gramoxone[®] SL 2.0

syngenta.

Herbicide

A Weed, Grass, and Harvest Aid Desiccant/Defoliant Herbicide

Active Ingredient:

Paraquat dichloride (1,1'-dimethyl-4,4'-bipyridinium dichloride) 30.1%

Other Ingredients: 69.9%

Total: 100.0%

Gramoxone SL 2.0 contains 2.0 pounds paraquat cation per gallon as 2.762 pounds paraquat dichloride per gallon.

Gramoxone SL 2.0 contains alerting agent (odor), emetic, and dye.

EPA Reg. No. 100-1431 EPA Est. 100-LA-001

Product of the United Kingdom Formulated in the USA

SCP 1431A-L1J 1219 4116527

**KEEP OUT OF REACH OF CHILDREN/
MANTENER FUERA DEL ALCANCE DE
LOS NIÑOS.**

**DANGER / POISON
PELIGRO / VENENO**



Si usted no entiende la etiqueta, busque a alguien para que se la explique a usted en detalle. (If you do not understand the label, find someone to explain it to you in detail.)

- CORROSIVE TO SKIN AND EYES.
- NEVER TRANSFER THIS PRODUCT INTO FOOD OR BEVERAGE CONTAINERS OR CONTAINERS NOT EXPLICITLY INTENDED FOR PESTICIDES.
- READ ENTIRE LABEL PRIOR TO USING THIS PRODUCT.
- IN THE CASE OF AN ACCIDENT, SEEK IMMEDIATE MEDICAL ATTENTION. SYMPTOMS ARE PROLONGED, PAINFUL, AND CAN BE FATAL.

- CORROSIVO PARA LA PIEL Y LOS OJOS.
- NUNCA TRANSFERA ESTE PRODUCTO A RECIPIENTES PARA COMIDA O DE BEBIDAS O RECIPIENTES NO EXPLÍCITAMENTE PREVISTOS PARA PLAGUICIDAS.
- LEA LA ETIQUETA COMPLETA ANTES DE USAR ESTE PRODUCTO.
- EN CASO DE ACCIDENTE, BUSQUE ATENCIÓN MÉDICA INMEDIATA. LOS SÍNTOMAS SON PROLONGADOS, DOLOROSOS Y PUEDEN SER MORTALES.

FIRST AID: Contains Paraquat, a Bipyridylum Herbicide

If swallowed: SPEED IS ESSENTIAL. Immediate medical attention is required. If available, give an adsorbent such as activated charcoal, bentonite or Fuller's Earth. Call a poison control center or doctor immediately for treatment advice. Do not give anything by mouth to an unconscious person. **If inhaled:** Move person to fresh air. The odor of this product is from the alerting agent, which has been added, not from the paraquat. If person is not breathing, call 911 or an ambulance. Call a poison control center or doctor for further treatment advice. **If in eyes:** Hold eye open and rinse slowly and gently with clean water for 15-20 minutes. Remove contact lenses, if present, after the first 5 minutes, then continue rinsing eye. Call a poison control center or doctor for treatment advice. **If on skin or clothing:** Take off contaminated clothing. IMMEDIATELY wash the affected area with soap and water and rinse for 15-20 minutes. Prolonged contact will cause severe irritation. Contact with irritated skin or a cut or repeated contact with intact skin may result in poisoning. GET MEDICAL ATTENTION. Call a poison control center or doctor for treatment advice.

NOTE TO PHYSICIAN: Refer to the booklet 'Paraquat Poisoning. A Practical Guide to Diagnosis, First Aid and Hospital Treatment' (<http://www4.syngenta.com/what-we-do/crops-and-products/paraquat-safety>). Administer either activated charcoal (100g for adults or 2g/kg body weight in children) or Fuller's Earth (15% solution; 1 liter for adults or 15ml/kg body weight in children). NOTE: The use of gastric lavage without administration of an adsorbent has not shown any clinical benefit. Do not use supplemental oxygen. Eye splashes from concentrated material should be treated by an eye specialist after initial treatment. With the possibility of late onset corneal ulceration, it is advised that patients with paraquat eye injuries are reviewed by an eye specialist the day after first presentation. Use treatment that is appropriate for chemical burns. Intact skin is an effective barrier to paraquat, however contact with irritated or cut skin or repeated contact with intact skin may result in poisoning. Have the product container or label with you when calling a poison control center or doctor, or going for treatment. **HOT LINE NUMBER:** For 24-Hour Medical Emergency Assistance (Human or Animal) Or Chemical Emergency Assistance (Spill, Leak, Fire or Accident) Call 1-800-888-8372

2.5 gallons Net Contents

ATTENTION	ATENCIÓN
<ul style="list-style-type: none"> • DANGER – FATAL IF SWALLOWED OR INHALED. • CAUSES SEVERE EYE INJURY. • CORROSIVE TO SKIN. • NEVER TRANSFER THIS PRODUCT INTO FOOD OR BEVERAGE CONTAINERS OR CONTAINERS NOT EXPLICITLY INTENDED FOR PESTICIDES. • STORE TIGHTLY CLOSED IN ORIGINAL CONTAINER, AND IN A LOCKED PLACE AWAY FROM CHILDREN AND ANIMALS. • NEVER USE THIS PRODUCT IN RESIDENTIAL OR PUBLIC RECREATIONAL SETTINGS (E.G., HOMES, HOME GARDENS, SCHOOLS, RECREATIONAL PARKS, GOLF COURSES, AND/OR PLAYGROUNDS). • THIS PRODUCT IS TOXIC! AN ALERTING AGENT (ODOR) HAS BEEN ADDED TO HELP PREVENT ACCIDENTAL INGESTION. • SEE BACK OF PRODUCT CONTAINER FOR IMPORTANT SAFETY INFORMATION. 	<ul style="list-style-type: none"> • PELIGRO: MORTAL SI SE INGIERE O INHALA. • CAUSA LESIONES GRAVES EN LOS OJOS. • CORROSIVO PARA LA PIEL. • NUNCA TRANSFIERA ESTE PRODUCTO A RECIPIENTES PARA COMIDA O DE BEBIDAS O RECIPIENTES NO EXPLÍCITAMENTE PREVISTOS PARA PLAGUICIDAS. • GUARDE BIEN CERRADO EN EL ENVASE ORIGINAL Y EN UN LUGAR CERRADO LEJOS DE NIÑOS Y ANIMALES. • NUNCA USE ESTE PRODUCTO EN ÁREAS RESIDENCIALES O PÚBLICAS (COMO HOGARES, JARDINES, ESCUELAS, PARQUES RECREATIVOS, CAMPOS DE GOLF O SALONES DE JUEGOS). • ¡ESTE PRODUCTO ES TÓXICO! SE HA AGREGADO UN AGENTE DE ALERTA (OLOR) PARA AYUDAR A PREVENIR SU INGESTIÓN ACCIDENTAL. • LA PARTE POSTERIOR DEL ENVASE DEL PRODUCTO TIENE INFORMACIÓN DE SEGURIDAD IMPORTANTE.

CERTIFIED APPLICATOR TRAINING

Applicators must complete an EPA-approved paraquat training listed on the following website <https://www.epa.gov/pesticide-worker-safety/paraquat-dichloride-training-certified-applicators>. The training must be completed a minimum of every three years.

PRECAUTIONARY STATEMENTS

HAZARDS TO HUMANS AND DOMESTIC ANIMALS



DANGER / POISON
PELIGRO / VENENO

May be fatal if swallowed. Fatal if inhaled. Do not breathe spray mist. Causes substantial but temporary eye injury. Harmful if absorbed through skin. Do not get in eyes, on skin, or on clothing. Wash thoroughly with soap and water after handling and before eating, drinking, chewing gum, using tobacco or using the toilet. Remove and wash contaminated clothing before wearing again.

IMPORTANT: Inhalation is an unlikely route of exposure due to low vapor pressure and large spray droplet size, but mucosal irritation or nose bleeds may occur. Prolonged contact with this concentrated product can irritate your skin.

continued...

PRECAUTIONARY STATEMENTS (*continued*)

Personal Protective Equipment (PPE)

Applicators and other handlers (other than Mixers and Loaders) must wear:

- Long-sleeve shirt and long pants
- Shoes plus socks
- Protective eyewear
- Chemical-resistant gloves made of: barrier laminate, butyl rubber \geq 14 mils, nitrile rubber \geq 14 mils, neoprene rubber \geq 14 mils, natural rubber \geq 14 mils, polyethylene, polyvinyl chloride (PVC) \geq 14 mils, or Viton® \geq 14 mils
- NIOSH-approved particulate respirator with any N, R, or P filter, NIOSH approval number prefix TC-84A, or a NIOSH-approved powered air-purifying respirator with an HE filter with NIOSH approval number prefix TC-21C

Mixers and Loaders must wear:

- Long-sleeve shirt and long pants
- Shoes plus socks
- NIOSH-approved particulate respirator with any N, R, or P filter, NIOSH approval number prefix TC-84A, or a NIOSH-approved powered air-purifying respirator with an HE filter with NIOSH approval number prefix TC-21C.
- Chemical-resistant gloves made of: barrier laminate, butyl rubber \geq 14 mils, nitrile rubber \geq 14 mils, neoprene rubber \geq 14 mils, natural rubber \geq 14 mils, polyethylene, polyvinyl chloride (PVC) \geq 14 mils, or Viton \geq 14 mils
- Chemical-resistant apron
- Face shield

User Safety Requirements

Discard clothing and other absorbent materials that have been drenched or heavily contaminated with this product's concentrate. Do not reuse them. Follow the manufacturer's instructions for cleaning/maintaining PPE. If no such instructions for washables exist, use detergent and hot water. Keep and wash PPE separately from other laundry.

Engineering Controls

When handlers use closed systems, enclosed cabs, or aircraft in a manner that meets the requirements listed in the Worker Protection Standard (WPS) for agricultural pesticides [40 CFR 170.240(d)(4-6)], the handler PPE requirements may be reduced or modified as specified in the WPS.

User Safety Recommendations

Users should:

- Wash hands before eating, drinking, chewing gum, using tobacco or using the toilet.
- Remove clothing/PPE immediately if pesticide gets inside. Then wash the affected area thoroughly and put on clean clothing.
- Remove PPE immediately after handling this product. Wash the outside of gloves before removing. As soon as possible, wash thoroughly and change into clean clothing.

Environmental Hazards

Wildlife: This product is toxic to wildlife. Do not apply directly to water or to areas where surface water is present or to intertidal areas below the mean high water mark. Do not contaminate water when cleaning equipment or disposing of equipment washwaters or rinsate.

Drift: Gramoxone SL 2.0 is a contact herbicide that desiccates all green plant tissue. Paraquat dichloride is a non-selective herbicide and will cause damage to nontarget crops and plants if off-target movement occurs. Extreme care must be taken to ensure that off-target drift is minimized to the greatest extent possible. Do not apply under conditions involving possible drift to food, forage, or other plantings that might be damaged or the crops thereof

rendered unfit for sale, use, or consumption. Do not apply when weather conditions favor drift from treated areas. To avoid drift, do not make aerial applications during periods of thermal inversion. Refer to the local state laws, regulations, guidelines and spray drift information contained in the Directions for Use section for proper application to avoid off-target movement.

Physical and Chemical Hazards

This product is mildly corrosive to aluminum and produces hydrogen gas which may form a highly combustible gas mixture. Do not mix or store in containers, spray tanks, nurse tanks, or such systems made of aluminum or having aluminum fittings. This product is compatible with high density polyethylene and rubber lined steel containers. Do not mix or allow coming into contact with oxidizing agents. Hazardous chemical reaction may occur.

CONDITIONS OF SALE AND LIMITATION OF WARRANTY AND LIABILITY

NOTICE: Read the entire Directions for Use and Conditions of Sale and Limitation of Warranty and Liability before buying or using this product. If the terms are not acceptable, return the product at once, unopened, and the purchase price will be refunded.

The Directions for Use of this product must be followed carefully. It is impossible to eliminate all risks inherently associated with the use of this product. Crop injury, ineffectiveness or other unintended consequences may result because of such factors as manner of use or application, weather or crop conditions, presence of other materials or other influencing factors in the use of the product, which are beyond the control of SYNGENTA CROP PROTECTION, LLC or Seller. To the extent permitted by applicable law, Buyer and User agree to hold SYNGENTA and Seller harmless for any claims relating to such factors.

SYNGENTA warrants that this product conforms to the chemical description on the label and is reasonably fit for the purposes stated in the Directions for Use, subject to the inherent risks referred to above, when used in accordance with directions under normal use conditions. To the extent permitted by applicable law: (1) this warranty does not extend to the use of the product contrary to label instructions or under conditions not reasonably foreseeable to or beyond the control of Seller or SYNGENTA, and, (2) Buyer and User assume the risk of any such use. **TO THE EXTENT PERMITTED BY APPLICABLE LAW, SYNGENTA MAKES NO WARRANTIES OF MERCHANTABILITY OR OF FITNESS FOR A PARTICULAR PURPOSE NOR ANY OTHER EXPRESS OR IMPLIED WARRANTY EXCEPT AS WARRANTED BY THIS LABEL.**

To the extent permitted by applicable law, in no event shall SYNGENTA be liable for any incidental, consequential or special damages resulting from the use or handling of this product. **TO THE EXTENT PERMITTED BY APPLICABLE LAW, THE EXCLUSIVE REMEDY OF THE USER OR BUYER, AND THE EXCLUSIVE LIABILITY OF SYNGENTA AND SELLER FOR ANY AND ALL CLAIMS, LOSSES, INJURIES OR DAMAGES (INCLUDING CLAIMS BASED ON BREACH OF WARRANTY, CONTRACT, NEGLIGENCE, TORT, STRICT LIABILITY OR OTHERWISE) RESULTING FROM THE USE OR HANDLING OF THIS PRODUCT, SHALL BE THE RETURN OF THE PURCHASE PRICE OF THE PRODUCT OR, AT THE ELECTION OF SYNGENTA OR SELLER, THE REPLACEMENT OF THE PRODUCT.**

SYNGENTA and Seller offer this product, and Buyer and User accept it, subject to the foregoing Conditions of Sale and Limitation of Warranty and Liability, which may not be modified except by written agreement signed by a duly authorized representative of SYNGENTA.

DIRECTIONS FOR USE RESTRICTED USE PESTICIDE

It is a violation of Federal Law to use this product in a manner inconsistent with its labeling.

Do not apply this product in a way that will contact workers or other persons, either directly or through drift. Only protected handlers may be in the area during application. For any requirements specific to your State or Tribe, consult the agency responsible for pesticide regulation.

NEVER USE THIS PRODUCT IN RESIDENTIAL OR PUBLIC RECREATIONAL SETTINGS (E.G., HOMES, HOME GARDENS, SCHOOLS, RECREATIONAL PARKS, GOLF COURSES, AND/OR PLAYGROUNDS).

AGRICULTURAL USE REQUIREMENTS

Use this product only in accordance with its labeling and with the Worker Protection Standard, 40 CFR part 170. This Standard contains requirements for the protection of agricultural workers on farms, forests, nurseries, and greenhouses, and handlers of agricultural pesticides. It contains requirements for training, decontamination, notification, and emergency assistance. It also contains specific instructions and exceptions pertaining to the statements on this label about personal protective equipment (PPE) and restricted-entry interval. The requirements in this box only apply to uses of this product that are covered by the Worker Protection Standard.

For Chemical Fallow, Early Postemergence Broadcast in Peanuts and Dormant Season Applications, and "Between Cutting" Applications in Alfalfa: Do not enter or allow worker entry into treated areas during the restricted-entry interval (REI) of 12 hours.

For Harvest Aid and Desiccation Applications, Preplant or Preemergence (Broadcast or Banded), and Postemergence Directed Spray: Do not enter or allow worker entry into treated areas during the restricted-entry interval (REI) of 24 hours.

PPE required for early entry to treated areas that is permitted under the Worker Protection Standard and that involves contact with anything that has been treated, such as plants, soil, or water, is:

- Coveralls
- Shoes plus socks
- Protective eyewear
- Chemical-resistant gloves made of: barrier laminate, butyl rubber \geq 14 mils, nitrile rubber \geq 14 mils, neoprene rubber \geq 14 mils, natural rubber \geq 14 mils, polyethylene, polyvinyl chloride (PVC) \geq 14 mils, or Viton \geq 14 mils

NON-AGRICULTURAL USE REQUIREMENTS

The requirements in this box apply to uses of this product that are NOT within the scope of the Worker Protection Standard for agricultural pesticides (40 CFR Part 170). The WPS applies when this product is used to produce agricultural plants on farms, forests, nurseries, or greenhouses.

DO NOT enter or allow others to enter the treated area until sprays have dried. **AVOID** working in spray mist.

KEEP all unprotected persons out of operating areas or vicinity where there may be danger of drift.

Certain states may require more restrictive reentry intervals; consult your State Department of Agriculture for further information.

USE INSTRUCTIONS AND INFORMATION

For containers less than 120 gallons

This product must only be removed from the original container with a closed transfer system. Any subsequent transfer of this product must utilize a closed transfer system. Any attempt to circumvent the closed transfer system prior to complete removal of the product and rinsing of the product container as described in the Storage and Disposal Section of this label is prohibited.

For containers with capacities greater than or equal to 120 gallons

A closed transfer system is not required.

This product may only be applied with a backpack sprayer if the backpack equipment **ONLY** allows the product to be transferred into the sprayer using a closed system.

Do not apply this product through any type of irrigation system.

When Gramoxone SL 2.0 is applied at less than 10 gallons per acre finished spray volume, a drift control or spray deposition additive **SHOULD** be used. Refer to the additive label for use directions.

Spray Drift Information

Avoiding spray drift at the application site is the responsibility of the applicator. The interaction of many equipment- and weather-related factors determine the potential for spray drift. The applicator and the grower are responsible for considering all these factors when making decisions.

The following drift management requirements must be followed to avoid off-target drift movement from aerial applications to agricultural field crops. These requirements do not apply to forestry applications, public health uses or to applications using dry formulations.

- The distance of the outer most nozzles on the boom must not exceed $\frac{3}{4}$ the length of the wingspan or rotor.
- Nozzles must always point backward parallel with the air stream and never be pointed downwards more than 45°.

Where states have more stringent regulations, they shall be observed.

The applicator should be familiar with and take into account the information covered in the **Aerial Drift Reduction Advisory Information**.

Aerial Drift Reduction Advisory Information

(This section is advisory in nature and does not supersede the mandatory label requirements.)

Information on Droplet Size

The most effective way to reduce drift potential is to apply large droplets. The best drift management strategy is to apply the largest droplets that provide sufficient coverage and control. Applying larger droplets reduces drift potential, but will not prevent drift if applications are made improperly, or under unfavorable environmental conditions (see Wind, Temperature and Humidity, and Temperature Inversions).

Controlling Droplet Size

- **Volume** - Use high flow rate nozzles to apply the highest practical spray volume. Nozzles with higher rated flows produce larger droplets.
- **Pressure** - Do not exceed the nozzle manufacturer's recommended pressures. For many nozzle types lower pressure produces larger droplets. When higher flow rates are needed, use higher flow rate nozzles instead of increasing pressure.
- **Number of Nozzles** - Use the minimum number of nozzles that provide uniform coverage.
- **Nozzle Orientation** - Orienting nozzles so that the spray is released parallel to the airstream produces larger droplets than other orientations and is the recommended practice. Significant deflection from horizontal will reduce droplet size and increase drift potential.
- **Nozzle Type** - Use a nozzle type that is designed for the intended application. With most nozzle types, narrower spray angles produce larger droplets. Consider using low-drift nozzles. Solid stream nozzles oriented straight back produce the largest droplets and the lowest drift.

Boom Length

For some use patterns, reducing the effective boom length to less than $\frac{3}{4}$ of the wingspan or rotor length may further reduce drift without reducing swath width.

Application Height

Applications must not be made at a height greater than 10 feet above the top of the largest plants unless a greater height is required for aircraft safety. Making application at the lowest height that is safe reduces exposure of droplets to evaporation and wind.

Swath Adjustment

When applications are made with a crosswind, the swath will be displaced downwind. Therefore, on the up and downwind edges of the field, the applicator must compensate for this displacement by adjusting the path of the aircraft upwind. Swath adjustment distance should increase, with increasing drift potential (higher wind, smaller drops, etc.).

Wind

Drift potential is lowest between wind speeds of 2-10 mph. However, many factors, including droplet size and equipment type determine drift potential at any given speed. Application must be avoided below 2 mph due to variable wind direction and high inversion potential. NOTE: Local terrain can influence wind patterns. Every applicator should be familiar with local wind patterns and how they affect spray drift.

Temperature and Humidity

When making applications in low relative humidity, set up equipment to produce larger droplets to compensate for evaporation. Droplet evaporation is most severe when conditions are both hot and dry.

Temperature Inversions

Applications must not occur during a temperature inversion because drift potential is high. Temperature inversions restrict vertical air mixing, which causes small suspended droplets to remain in a concentrated cloud. This cloud can move in unpredictable directions due to the light variable winds common during inversions. Temperature inversions are characterized by increasing temperatures with altitude and are common on nights with limited cloud cover and light to no wind. They begin to form as the sun sets and often continue into the morning. Their presence can be indicated by ground fog; however, if fog is not present, inversions can also be identified by the movement of smoke from a ground source or an aircraft smoke generator. Smoke that layers and moves laterally in a concentrated cloud (under low wind conditions) indicates an inversion, while smoke that move upward and rapidly dissipates indicates good vertical air mixing.

Sensitive Areas

The pesticide must only be applied when the potential for drift to adjacent sensitive areas (e.g. residential areas, bodies of water, known habitat for threatened or endangered species, non-target crops) is minimal (i.e., when wind is blowing away from the sensitive areas).

USE INFORMATION

Gramoxone SL 2.0 is a contact herbicide used to control or suppress a broad spectrum of emerged weeds. Gramoxone SL 2.0 controls most small annual weeds – both broadleaves and grasses, and suppresses perennial weeds by destroying green foliage. Gramoxone SL 2.0 can also be used as a desiccant/defoliant at harvest.

Gramoxone SL 2.0 is formulated as a liquid which contains 2 pounds of active ingredient per gallon. The formulation contains a nontoxic odor and an emetic (an agent which will induce vomiting if the product is swallowed). The odor is included in the formulation to help prevent accidental ingestion of Gramoxone SL 2.0.

Gramoxone SL 2.0 is rapidly absorbed by green plant tissue and interacts with the photosynthetic process to produce superoxides which destroy the plant cells. Gramoxone SL 2.0 requires actively growing green plant tissue to function. Thorough coverage of all green foliage is essential for effective weed control and for effective crop desiccation/defoliation. Gramoxone SL 2.0 is not as effective on drought-stressed weeds, weeds with little green foliage (i.e., mowed or cut weeds), or mature woody bark of trees and vines.

Clay and organic matter rapidly tie up Gramoxone SL 2.0. As a result, Gramoxone SL 2.0 has no residual soil activity to affect later-planted crops or later germinating weeds.

ROTATIONAL CROPS

All rotational crops may be planted immediately after the last application of Gramoxone SL 2.0.

RAINFASTNESS

Because Gramoxone SL 2.0 is rapidly absorbed by the weed foliage, rain occurring 15-30 minutes or more after application will have no effect on the activity of Gramoxone SL 2.0.

APPLICATION

Since Gramoxone SL 2.0 is a contact-type herbicide, it is essential to obtain complete coverage of target weeds to get good control. Improper application technique and/or application to large, stressed, or mown weeds will usually result in unacceptable weed control and unacceptable crop desiccation/defoliation. Complete coverage is also essential for good crop desiccation/defoliation. See details below for specific application instructions.

USE OF A NONIONIC SURFACTANT OR CROP OIL CONCENTRATE/METHYLATED SEED OIL

Always add one of the following (failure to use one of the following at recommended rates will result in reduced performance of Gramoxone SL 2.0).

Nonionic Surfactant: For ground and aerial application, add nonionic surfactant containing 80% or more surface-active agent at a minimum of 0.25% v/v (2 pt/100 gal) of the finished spray volume.

Crop Oil Concentrate: Add a nonphytotoxic crop oil concentrate or methylated seed oil containing 15-20% approved emulsifier, at 1.0% v/v (1 gal/100 gal) of the finished spray volume for ground applications. For aerial applications, add 1 pint of crop oil concentrate per acre. Do not use crop oil concentrate when using Gramoxone SL 2.0 for cotton harvest aid.

Use an adjuvant that meets the requirements of the Chemical Producers and Distributors Association (CPDA) adjuvant certification program.

NOZZLE SELECTION

The use of flat-fan nozzles will result in the most effective application of Gramoxone SL 2.0. Flood nozzles are generally not as good as flat fans since they produce large uneven droplets. The use of flood nozzles may result in reduced weed control due to inadequate coverage.

WHEN SPRAYING LESS THAN 20 GALLONS OF SPRAY CARRIER PER ACRE, USE ONLY FLAT FAN NOZZLES AS RECOMMENDED IN THE CHART BELOW.

Table 1. Nozzles, Pressures and Setup.

	Nozzle Type	
	Flat Fan	Flood
Maximum Size	8	15
Spray Pressure (at nozzle)	30-50 psi	30-50 psi
Maximum Nozzle Spacing	30"	40"
Direction of Spray Pattern	Down	Down
Maximum Speed	10 mph	10 mph
Spray Overlap (at each edge)	30%	50%

Flat-Fan Nozzles 30% (60% Total) Overlap



Flood Nozzles 50% (100% Total) Overlap



Using nozzles, pressures, or setups different from the above chart will result in reduced control.

SPRAY CARRIER

Always use clean water (free of mud or clay), clear liquid nitrogen, or complete clear liquid fertilizers as the carrier when spraying Gramoxone SL 2.0. Muddy water, or suspension-type fertilizers containing clay, can inactivate Gramoxone SL 2.0. Never use suspension-type fertilizers containing clay as the spray carrier. If using a complete clear liquid fertilizer containing high phosphate levels as the spray carrier, always use the higher rate of Gramoxone SL 2.0 and surfactant.

Note: When using liquid fertilizers such as 28% N as a spray carrier, it is important that nonionic surfactant still be used with Gramoxone SL 2.0. Liquid fertilizer carriers cannot substitute for surfactant.

RATES OF GRAMOXONE SL 2.0

Follow rates listed with each use of Gramoxone SL 2.0. Use the higher label rates when weeds are dense or large. Also, use higher label rates for harvest aid when crop vegetation is dense. For broadcast applications of Gramoxone SL 2.0 with backpack sprayers, the application rate must not exceed 0.50 lb ai/A (one quart) in a minimum of 30 gallons of spray solution per acre. This product may only be applied with a backpack sprayer if the backpack equipment ONLY allows the product to be transferred into the sprayer using a closed system as specified in the USE INSTRUCTIONS AND INFORMATION section of this label.

SPRAY VOLUME

Follow minimum spray volumes listed with each use of Gramoxone SL 2.0. These are **minimum** volumes only, and spray volumes should be increased as necessary to obtain complete coverage of the target weed or plant without runoff from the foliage.

WHEN SPRAYING LESS THAN 20 GALLONS OF SPRAY CARRIER PER ACRE, TARGET WEEDS SHOULD NOT EXCEED 6 INCHES IN HEIGHT.

APPLICATION TIMING

Gramoxone SL 2.0 should be applied to emerged weeds when they are small. Weeds 1-6 inches in height are the easiest to control. Larger weeds may be more difficult to control. When weeds have been grazed or mowed, thus removing much of the green foliage, allow the weeds to regrow to a height of 2-4 inches before spraying if possible. Similarly, when forage or grain crops have been harvested prior to spraying, weeds present in the field will also have been cut. To allow for adequate green foliage to remain on weeds in this situation, raise cutter bars as high as possible from the ground to cut stubble and weeds at a greater height.

BURNDOWN OF GRASS COVER CROPS OR VOLUNTEER CEREALS

When using Gramoxone SL 2.0 for control of grass cover crops or volunteer cereals, best results are obtained when Gramoxone SL 2.0 is applied **prior to tillering** or **after boot stage**. This is especially important with a wheat cover crop or volunteer wheat. Treatments made between tillering and boot stage will generally not provide complete control. Do not expect complete control of perennial cover crops.

ENVIRONMENTAL CONDITIONS

Gramoxone SL 2.0 is active over a wide range of environmental conditions. Cool weather (below 55°F) will slow the activity of Gramoxone SL 2.0, as will cloudy, overcast weather, but will not affect performance.

SPOT SPRAYING

When only small areas are to be sprayed with labeled applications, it is advantageous to mix small quantities of Gramoxone SL 2.0. To aid in mixing small quantities, the following table should be consulted.

If The Broadcast Rate Per Acre for Gramoxone SL 2.0 is:	Add The Following Amount of Gramoxone SL 2.0 To 1 Gallon of Water
1.5 pt	1/3 (0.33) fl oz
2 pt	3/8 (0.375) fl oz
2.5 pt	1/2 (0.5) fl oz
3 pt	2/3 (0.67) fl oz

Always add 1/3-1/2 fl oz of a nonionic surfactant for each gallon of spray. When spot spraying in this manner, spray to thoroughly wet the foliage, but not to the point of runoff.

TANK MIXING FOR IMPROVED BURNDOWN OF DIFFICULT WEEDS AND RESIDUAL WEED CONTROL

Tank mix compatibility testing (a.k.a., jar testing) is prohibited. Consult <http://www.syngenta-us.com/herbicides/gramoxone-sl-2.0> for a list of compatible tank mix products.

Photosynthetic Inhibitor Herbicides

Difficult weeds can often be controlled by tank mixing Gramoxone SL 2.0 with other herbicides. The addition of herbicides which are also photosynthetic inhibitors (PSI) (Herbicide Mode of Action Groups 5 & 7) will slow the activity of Gramoxone SL 2.0, allowing Gramoxone SL 2.0 to thoroughly distribute itself within the treated leaf. The resulting level of control is usually greater than if Gramoxone SL 2.0 was applied alone.

It is the pesticide user's responsibility to ensure that all products are registered for the intended use. Read and follow the applicable restrictions and limitations and directions for use on all product labels involved in tank mixing. Users must follow the most restrictive directions for use and precautionary statements of each product in the tank mixture.

Improved Weed Control with Photosynthetic Inhibitor Herbicides

Control of difficult weeds listed below and annual grass control will be enhanced by the addition of a photosynthetic inhibitor herbicide (Herbicide Mode of Action Group 5 & 7). For best results a second application is needed.

PRECAUTIONS AND RESTRICTIONS

EQUIPMENT/CONTAINER

Flush all spray equipment with water after use each day. Gramoxone SL 2.0 is corrosive to aluminum. Aluminum spray equipment and aluminum aircraft structures that are exposed to spray solution or spray drift should be flushed thoroughly with water immediately after use.

In dry areas, dust stirred up by high winds or equipment tires can coat weed or plant leaves and reduce Gramoxone SL 2.0 activity. Avoid applying Gramoxone SL 2.0 in extremely dusty conditions.

LIMITATIONS AND PRECAUTIONS

- For Cotton Harvest Aid: Do not pasture livestock in treated fields or feed treated foliage.
- **DO NOT** use this product in residential or public recreational settings (e.g. homes, home gardens, schools, recreational parks, golf courses, and/or playgrounds).
- In preplant and preemergence (to the crop) uses, do not apply to soils lacking clay minerals, e.g., peat, muck, pure sand, artificial planting media.
- Seedbeds and plantbeds should be formed as far ahead of planting and treatment as possible to permit maximum weed and grass emergence prior to treatment.
- To reduce germination of new weeds, seeding or transplanting should be done with a minimum amount of soil disturbance.
- Gramoxone SL 2.0 used for preplant weed control over the top of plastic mulch may damage transplants which come in contact with the plastic. Sufficient rainfall or sprinkler irrigation to cause wash-off prior to planting may be needed to prevent damage to the crop.
- Weeds and grasses emerging after application of Gramoxone SL 2.0 will not be controlled or suppressed.
- Unless otherwise indicated, crop plants emerged at time of application may be severely injured or killed if contacted by sprays of Gramoxone SL 2.0.

PARAQUAT-RESISTANT WEED MANAGEMENT

PARAQUAT DICHLORIDE	GROUP	22	HERBICIDE
---------------------	-------	----	-----------

Some naturally occurring weed biotypes resistant to paraquat dichloride may exist through normal genetic variability in any weed population. The repeated use of herbicides with the same mode of action is known to lead under certain conditions to a selection of resistant weeds.

The active ingredient in Gramoxone SL 2.0 is paraquat dichloride, a mechanism of action Group 22 herbicide, which inhibits Photosystem I (PSI). Any weed population may contain or develop plants naturally resistant to paraquat dichloride and other Group 22 herbicides. The resistant biotypes may dominate the weed population if these herbicides are used repeatedly in the same field.

Within the USA specific biotypes of a number of species, including horseweed/marestail (*Conyza canadensis*), hairy fleabane (*Conyza bonariensis*), Italian ryegrass (*Lolium perenne* ssp. *multiflorum*), goosegrass (*Eleusine indica*), dotted duckweed (*Landoltia punctata*), and American black nightshade (*Solanum americanum*) have become resistant to paraquat.

Scout and know your field

- Know weed species present in the field to be treated through scouting and field history. An understanding of weed biology is useful in designing a resistance management strategy. Ensure the weed management program will control all weeds present.
- Fields should be scouted prior to application to determine species present and growth stage. Always apply this herbicide at the full labeled rate and correct timing for the weeds present in the field.

Utilize non-herbicidal practices to add diversity

- Use diversified management tactics such as cover crops, mechanical weed control, harvest weed seed control, and crop rotation as appropriate.

Use good agronomic practices, start clean and stay clean

- Use good agronomic practices that enhance crop competitiveness.
- Plant into weed-free fields utilizing tillage or an effective burndown herbicide for control of emerged weeds.
- Sanitize farm equipment to avoid spreading seed or vegetative propagules prior to leaving fields.

Difficult to control weeds

- Fields with difficult to control weeds should be planted in rotation with crops that allow the use of herbicides with an alternative mode of action or different management practices.
- Difficult to control weeds may require sequential applications, such as a broad spectrum preemergence herbicide followed by one or more postemergence herbicide applications. Utilize herbicides containing different modes of action effective on the target weeds in sequential applications.

Do not overuse the technology

- Do not use more than two applications of this or any other herbicide with the same mode of action in a single growing season unless mixed with an herbicide with a different mode of action which provides overlapping spectrum for the difficult to control weeds.

Scout and inspect fields following application

- Prevent an influx of weeds into the field by controlling weeds in field borders.
- Scout fields after application to verify that the treatment was effective.
- Suspected- herbicide resistant weeds may be identified by these indicators
 - o Failure to control a weed species normally controlled by the herbicide at the dose applied, especially if control is achieved on adjacent weeds;
 - o A spreading patch of non-controlled plants of a particular weed species; and
 - o Surviving plants mixed with controlled individuals of the same species.
- Report non-performance of this product to your Syngenta retailer, Syngenta representative, or call 1-866-Syngent(a) (866-796-4368). If resistance is suspected ensure weed escapes are controlled using an herbicide with an effective mode of action and/or use non-chemical means to prevent further seed production.

Prevent weed escapes before, during, and after harvest

- Do not allow weed escapes to produce seed or vegetative structures such as tubers or stolons which contribute to spread and survival. Consider harvest weed seed management and control weeds post-harvest to prevent seed production.

Resistant Weeds

- Contact your local Syngenta representative, retailer, crop advisor or extension agent to determine if weeds resistant to this mode of action are present in your area. If resistant biotypes have been reported, use the full labeled rate of this product, apply at the labeled timing, and tank-mix with a different mode of action product so there are multiple effective modes of application for each suspected resistant weed.

APPLICATION INSTRUCTIONS AND CROP USE DIRECTIONS

The following tables indicate use patterns, rates, minimum spray volumes, preharvest intervals and other directions specific to each crop. Read and follow directions carefully.

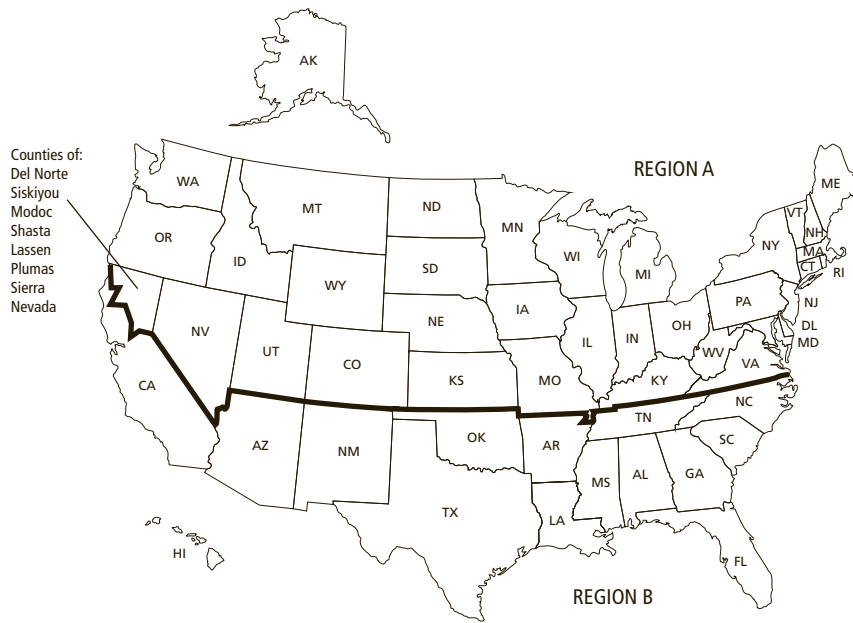
Crop	Maximum Number of Applications Per Year	Use Pattern	Gramoxone SL 2.0 Rate Per Acre	Minimum Total Spray Per Acre	Grazing or Preharvest Interval (Days)	Directions
ALFALFA New seedlings (California only)	1	Broadcast	1.0-2.0 pt See Table 2.	Ground: 10 gal Air: 5 gal	70	<p>Restrictions</p> <ul style="list-style-type: none"> • Do not cut or harvest within 70 days after application. • Do not apply more than once during the first growing season. • Do not use on seedling alfalfa grown for seed. <p>Precautions</p> <ul style="list-style-type: none"> • Apply during late winter or early spring. • Caution: Seedling alfalfa stands will be reduced and replanting may be necessary. • Alfalfa foliage present at time of application will be burned.
ALFALFA (No-till or conventional planting)	2	Preplant or Preemergence Broadcast or Banded Over-Row	2.5-4.0 pt	Ground: 10 gal Air: 5 gal	-	<p>Restrictions</p> <ul style="list-style-type: none"> • Apply prior to emergence of the crop. <p>Precautions</p> <ul style="list-style-type: none"> • Crop plants emerged at time of application will be killed. • Seeding should be done with a minimum amount of soil disturbance.
ALFALFA Dormant season on established plantings Region A - See map at end of Alfalfa section.	1	Broadcast	2.0-3.0 pt	Ground: 10 gal Air: 5 gal	42	<p>Restrictions</p> <ul style="list-style-type: none"> • Do not apply if fall regrowth following last fall cutting is greater than 6", or if spring regrowth is more than 2". • Apply to well-established stands (at least 1-year old) after the crop is dormant. • Do not cut or harvest within 42 days of application. • Do not apply more than once per season. <p>Precautions</p> <ul style="list-style-type: none"> • For control of weeds, including bluegrass, chickweed, henbit, downy brome, ryegrass, cheatgrass, dog-fennel, tansymustard, london rocket, sowthistle, rescue brome, wild oats, and other winter annuals; and suppression of perennial weeds. • Alfalfa foliage present at the time of application will be burned which may reduce the yield of the first cutting. • Tank mix with metribuzin (Sencor) for improved burndown of weed vegetation and residual weed control. Consult the metribuzin product label for a list of weeds controlled, rates of application, and precautions.

Crop	Maximum Number of Applications Per Year	Use Pattern	Gramoxone SL 2.0 Rate Per Acre	Minimum Total Spray Per Acre	Grazing or Preharvest Interval (Days)	Directions
ALFALFA Dormant season tank mix with Velpar® L herbicide Region A - See map at end of alfalfa section.	2	Broadcast	1.0-2.0 pt	Ground: 10 gal Air: 10 gal	42	Restrictions <ul style="list-style-type: none"> • Use the 1.0 pt rate of Gramoxone SL 2.0 when weeds and grasses are less than 4" tall. • Mix with 1-2 qt of Velpar L per acre. • Do not make more than 1 application to established stands during the dormant season. • Do not apply if fall regrowth following last fall cutting is greater than 6", or if spring regrowth is more than 2". • Do not apply to alfalfa during the first season after seeding. • DO NOT USE on gravelly or rocky soils, exposed subsoils, hardpan, sand or poorly drained alkaline soils as crop injury, including mortality, may result. • Do not cut or harvest within 42 days of application. Precautions <ul style="list-style-type: none"> • For control of weeds such as chickweed, downy brome and tansymustard. • Use the lower rate of Velpar L on loamy sands or sandy loams. Refer to Velpar L label for directions, limitations, cautions and for a list of weeds controlled. • Temporary chlorosis may occur on alfalfa regrowth. • Stress which may be caused in part by low fertility, disease, insects, winterkill, over cutting, drought or frost may increase the chances of crop injury.

continued...

Crop	Maximum Number of Applications Per Year	Use Pattern	Gramoxone SL 2.0 Rate Per Acre	Minimum Total Spray Per Acre	Grazing or Preharvest Interval (Days)	Directions
ALFALFA						
Dormant Season						
On established plantings: Region B-See map at end of Alfalfa section.	1	Broadcast	1.0-2.0 pt	Ground: 10 gal Air: 5 gal	60	<p>Restrictions</p> <ul style="list-style-type: none"> Apply during late fall or winter months after the last fall cutting and before first spring cutting. In the California counties of Orange, Riverside and all counties north of these counties, do not apply if spring regrowth after grazing or cutting is more than 2". In all other areas within Region B, do not apply if regrowth after grazing or cutting is more than 2". Do not harvest within 60 days of application. Do not apply more than once per season. Do not apply tank mix with metribuzin on newly established (less than 1-year old) alfalfa. <p>Precautions</p> <ul style="list-style-type: none"> For desiccation of weeds, including London rocket, sowthistle, rescue brome, wild oats, chickweed, ryegrass, bluegrass, cheatgrass, dog-fennel, tansymustard, henbit, downy brome, and other winter annuals; and suppression of perennial weeds. CAUTION: Applications to alfalfa that is not dormant, or has broken dormancy, may result in stand and/or yield reductions. Replanting may be necessary. Green alfalfa foliage present at the time of application will be burned. Total hay yield of first cutting may be reduced in alfalfa fields with severe weed infestation. This reduction will usually be directly proportionate to the loss of weed weight. Tank mix with metribuzin (Sencor) for improved burndown of weed vegetation and residual weed control in dormant established (at least 1-year old) alfalfa. Consult the metribuzin product label for a list of weeds controlled, rates of application, and precautions. <p>California</p> <p>Precautions</p> <ul style="list-style-type: none"> For desiccation of weeds including bluegrass, ryegrass, shepherdspurse, chickweed, tansymustard, foxtail, sowthistle and groundsel. Use high rate if ryegrass, shepherdspurse, sowthistle or groundsel is present.
On fall-seeded, newly established stands less than 1-year-old: Region A- See map at end of Alfalfa section.	1	Broadcast	1.0-2.0 pt	Ground: 10 gal Air: 5 gal	60	
On fall-seeded, newly established stands less than 1-year-old: Region B- See map at end of Alfalfa section.	1	Broadcast	0.75-1.25 pt	Ground: 10 gal Air: 5 gal	60	

Crop	Maximum Number of Applications Per Year	Use Pattern	Gramoxone SL 2.0 Rate Per Acre	Minimum Total Spray Per Acre	Grazing or Preharvest Interval (Days)	Directions
ALFALFA Between-cuttings treatment in established plantings. (Includes first year alfalfa) (All states East of the Rocky Mountains)	3	Broadcast	1.0 pt	Ground: 10 gal	30	<p>Restrictions</p> <ul style="list-style-type: none"> • Apply immediately after alfalfa has been removed for hay or silage. • Do not treat more than 5 days after cutting. • Do not cut or harvest within 30 days of application. • Make 1-3 applications, as needed, during the growing season. These sprays may be applied in addition to a dormant application. • For first year alfalfa, do not apply more than twice during the first growing season. <p>Precautions</p> <ul style="list-style-type: none"> • Weeds much beyond the seedling stage and the stubble of weeds cut off during harvest will be less affected by this treatment. • CAUTION: First year alfalfa stands and yields may be reduced if alfalfa is allowed to regrow more than 2". • Alfalfa foliage present at time of application will be burned. • In arid areas where moisture is limited, weed control may be reduced.



continued...

Crop	Maximum Number of Applications Per Year	Use Pattern	Gramoxone SL 2.0 Rate Per Acre	Minimum Total Spray Per Acre	Grazing or Preharvest Interval (Days)	Directions
ALMONDS	5	Directed Spray	1.25-4.0 pt	Ground: 10 gal	-	<p>Restrictions</p> <ul style="list-style-type: none"> Do not allow spray to contact green stems (except suckers) or foliage. Do not graze treated areas. Do not feed cover crops grown in treated areas to livestock. All applications must be made prior to shaking for harvest. <p>Precautions</p> <ul style="list-style-type: none"> Use a shield or wrap plant when spraying around young trees or vines. For mature woody weeds, perennial weeds, late germinating weeds and green suckers, retreatment or spot treatments may be necessary.
ARTICHOKE (Globe)	3	Directed Spray	2.5-4.0 pt	Ground: 20-100 gal	1	<p>Restrictions</p> <ul style="list-style-type: none"> Up to 3 applications per season, do not exceed 8 pt per season. Applications at least 7 days apart. Do not harvest within 24 hours of last application.
ASPARAGUS	3	Preplant or Preemergence Broadcast or Banded Over-Row	2.5-4.0 pt	Ground: 10 gal Air: 5 gal	-	<p>Restrictions</p> <ul style="list-style-type: none"> Apply prior to emergence of the crop. <p>Precautions</p> <ul style="list-style-type: none"> Crop plants emerged at time of application will be killed.
ASPARAGUS Preemergence to established plantings at least 2 years old	3	Broadcast or Banded Over-Row	2.5-4.0 pt	Ground: 10 gal	6	<p>Restrictions</p> <ul style="list-style-type: none"> Apply prior to emergence of crop or after last harvest. <p>Precautions</p> <ul style="list-style-type: none"> Crop plants emerged at time of planting will be killed.

Crop	Maximum Number of Applications Per Year	Use Pattern	Gramoxone SL 2.0 Rate Per Acre	Minimum Total Spray Per Acre	Grazing or Preharvest Interval (Days)	Directions
BEANS, DRY Sweet lupin White sweet lupin White lupin Grain lupin Adzuki beans Asparagus beans Black beans Broad beans Field beans Garbanzo beans Kidney beans Lablab beans Lima beans Moth beans Mung beans Navy beans Pinto beans Rice beans Snap beans Tepary beans Urd beans Wax beans Blackeyed peas Chickpeas Cowpeas Crowder peas Southern peas Catjang Guar PEAS, DRY	2	Harvest-Aid	1.2-2.0 pt	Ground: 20 gal Air: 5 gal	7	Restrictions <ul style="list-style-type: none"> • For vining type beans or bush type with lush growth, use a single application of the higher rate. • May also be applied as a split application. DO NOT make more than 2 applications or exceed a total of 2.0 pt/A. The split application may improve vine coverage. • Apply when the crop is mature and at least 80% of the pods are yellowing and mostly ripe with no more than 40% (bush type peas or beans) or 30% (vine type peas or beans) of the leaves still green in color. • DO NOT apply when weather conditions favor spray drift. A drift control agent may be included to reduce spray drift. • NOT REGISTERED FOR USE ON DRY BEANS OR DRY PEAS IN CALIFORNIA. Precautions <ul style="list-style-type: none"> • Add spreader (nonionic) at 1 qt/100 gal of spray mix.

continued...

Crop	Maximum Number of Applications Per Year	Use Pattern	Gramoxone SL 2.0 Rate Per Acre	Minimum Total Spray Per Acre	Grazing or Preharvest Interval (Days)	Directions
BERRIES Blackberries Blueberries Boysenberries Currant Elderberry Gooseberry Huckleberry Loganberry Raspberries	5	Postemergence Directed Spray	2.0-4.0 pt	Ground: 50 gal	-	Precautions <ul style="list-style-type: none"> Apply before emergence of new canes or shoots as injury to those canes or shoots can occur. Apply as a coarse spray to avoid crop injury from fine spray mist.
CACAO	5	Directed Spray	2.0-4.0 pt	Ground: 50-200 gal	1	Restrictions <ul style="list-style-type: none"> Do not allow spray to contact cacao plants as injury may result. Use a shield for young trees. Do not spray under windy conditions. Do not graze treated areas or feed treated cover crops to livestock. Precautions <ul style="list-style-type: none"> Apply when weeds are succulent and growth is from 1-6" . For mature woody weeds, late-germinating weeds and grasses and for perennials; retreatment or spot treatment may be necessary.
CASSAVAS & YAMS (Puerto Rico only)	3 2	Shielded Post Directed Spray	2.0 pt	Ground: 50 gal	90	Restrictions <ul style="list-style-type: none"> On cassavas, do not make more than 3 applications per crop season. On yams do not make more than 2 applications per crop season. Do not allow spray to contact cassavas or yam plants as injury may result. Do not spray under windy conditions. Do not graze treated areas or feed treated forage to livestock. Precautions <ul style="list-style-type: none"> Apply when weeds are succulent and growth is 1-6" .

Crop	Maximum Number of Applications Per Year	Use Pattern	Gramoxone SL 2.0 Rate Per Acre	Minimum Total Spray Per Acre	Grazing or Preharvest Interval (Days)	Directions
CHEMICAL FALLOW Use Information				Ground: 5 gal Air: 5 gal See Directions		<p>Restrictions</p> <ul style="list-style-type: none"> • Apply from immediately after harvest up to emergence of the newly seeded crop as a broadcast or band treatment. • By ground application, apply 5-60 gallons of spray mix per acre. If applying at <10 GPA by ground, utilize the following additional restrictions: <ul style="list-style-type: none"> • Do not apply with floaters or exceed a speed of 10 mph. • Apply with flat fan nozzles only at 30-40 PSI. • Apply only in a tank mix with atrazine at a minimum of 0.5 lb ai/A. • By air, apply in 5-10 gal of spray mix per acre. <p>Precautions</p> <ul style="list-style-type: none"> • Use higher spray volumes for better coverage as density of stubble, crop residue or weeds increase. • To control volunteer wheat or downy brome, fall-applied treatments generally work best with Gramoxone SL 2.0. If possible, tank mix with Atrazine for maximum burndown and residual control. • Cut wheat as high as possible to avoid cutting weeds too short, and allow the weeds to grow at least 2-3" after harvest before applying Gramoxone SL 2.0. • The addition of dicamba, (Banvel) or 2,4-D ester (Low Volatile) may aid in the suppression of emerged perennial broadleaf weeds and large annual broadleaf weeds. • Refer to 2,4-D ester (Low Volatile), Banvel or residual herbicide label(s) for directions, limitations, cautions and for a listing of weeds controlled. • Gramoxone SL 2.0 can be tank mixed with other herbicides labeled for use on fallow land applied by the same methods and at the same timings. • Weeds taller than 6" may not be controlled. • Weeds and grasses emerging after application will not be controlled. • Crop plants emerged at the time of application will be killed.

continued...

Crop	Maximum Number of Applications Per Year	Use Pattern	Gramoxone SL 2.0 Rate Per Acre	Minimum Total Spray Per Acre	Grazing or Preharvest Interval (Days)	Directions
CHEMICAL FALLOW Continuous Wheat 2-3 Month Recropping Interval	3	Broadcast	Weeds 1-3": 2.0-2.5 pt Weeds 3-6": 2.5-3.0 pt Weeds 6": 3-4.0 pt	Ground: 5 gal Air: 5 gal	-	Restrictions <ul style="list-style-type: none"> • Make application at least 45 days prior to seeding. • Use at least 2.0 pt of Gramoxone SL 2.0 per acre in tank-mix with a Photosynthetic Inhibitor Herbicide for volunteer wheat or downy brome control in the spring. (See Photosynthetic Inhibitor Section). Precautions <ul style="list-style-type: none"> • Refer to the Chemical Fallow Use Information section.
CHEMICAL FALLOW Wheat-Fallow- Wheat Rotations (Fall applied after harvest; seeded 12-14 months later)	3	Broadcast	Weeds 1-3": 2.0-2.5 pt Weeds 3-6": 2.5-3.0 pt Weeds 6": 3-4.0 pt	Ground: 5 gal Air: 5 gal	-	Precautions <ul style="list-style-type: none"> • Spray before weeds produce seed. • Volunteer wheat and downy brome control are better with late August or early September applications. • Gramoxone SL 2.0 can be tank mixed with other herbicides labeled for use on fallow land applies by the same methods and at the same timings. • Refer to the product labels for specific use rates for your soil type, use directions, cautions and a list of weeds controlled. • Refer to the Chemical Fallow Use Information section.
CHEMICAL FALLOW Wheat-Fallow- Wheat Rotations (Spring applied; seeded 3-5 months later)	3	Broadcast	Weeds 1-3": 2.0-2.5 pt Weeds 3-6": 2.5-3.0 pt Weeds 6": 3.0-4.0 pt	Ground: 5 gal Air: 5 gal	-	Restrictions <ul style="list-style-type: none"> • Use at least 2.0 pt of Gramoxone SL 2.0 per acre with a PSI (see Photosynthetic Inhibitor Herbicides section) for volunteer wheat or downy brome control in the spring. Precautions <ul style="list-style-type: none"> • Application should be made March 1 to April 15, prior to spring rains to conserve moisture. • Volunteer wheat is easier to control after the boot stage, but soil moisture loss will be greater. • Refer to the Chemical Fallow Use Information section. • Gramoxone SL 2.0 can be tank mixed with other herbicides labeled for use on fallow land applied by the same methods and at the same timings.

Crop	Maximum Number of Applications Per Year	Use Pattern	Gramoxone SL 2.0 Rate Per Acre	Minimum Total Spray Per Acre	Grazing or Preharvest Interval (Days)	Directions
CHEMICAL FALLOW Wheat-Annual Crop ¹ - Wheat Rotations (Fall applied in wheat stubble)	3	Broadcast	Weeds 1-3": 2.0-2.5 pt Weeds 3-6": 2.5-3.0 pt Weeds 6": 3.0-4.0 pt	Ground: 5 gal Air: 5 gal	-	Precautions <ul style="list-style-type: none"> Gramoxone SL 2.0 can be tank mixed with other herbicides labeled for use on fallow land applied by the same methods and at the same timings. Spray after wheat harvest and before weeds produce seed. If grasses such as foxtails or barnyardgrass recover, respray before they develop seed. Volunteer wheat and downy brome are easier to control with late August to November applications. Refer to the Chemical Fallow Use Information section.
CHEMICAL FALLOW Wheat-Annual Crop- Wheat Rotations (Spring applied prior to planting an annual crop ¹) ¹ Approved Annual Crops are grain sorghum, corn, wheat, or proso millet.	3	Broadcast	Weeds 1-3": 2.0-2.5 pt Weeds 3-6": 2.5-3.0 pt Weeds 6": 3.0-4.0 pt	Ground: 5 gal Air: 5 gal	-	Restrictions <ul style="list-style-type: none"> Use at least 2.0 pt of Gramoxone SL 2.0 per acre with a PSI (see Photosynthetic Inhibitor Herbicides section) for volunteer wheat or downy brome control in the spring. Precautions <ul style="list-style-type: none"> Gramoxone SL 2.0 can be tank mixed with other herbicides labeled for use on fallow land applied by the same methods and at the same timings.

continued...

Crop	Maximum Number of Applications Per Year	Use Pattern	Gramoxone SL 2.0 Rate Per Acre	Minimum Total Spray Per Acre	Grazing or Preharvest Interval (Days)	Directions
CLOVER AND OTHER LEGUMES¹ Dormant Season On established plantings: Region A- See map at end of Alfalfa section. On established plantings: Region B- See map at end of Alfalfa section. On fall-seeded, newly established stands less than 1- year-old: Region A- See map at end of Alfalfa section. On fall-seeded, newly established stands less than 1-year-old: Region B- See map at end of Alfalfa section. ¹ Other legumes include velvetbean, lespedeza, lupine, sainfoin, trefoil, vetch, crown vetch, and milk vetch.	1	Broadcast	2.0-3.1 pt	Ground: 10 gal Air: 5 gal	60	Restrictions <ul style="list-style-type: none"> Apply during late fall or winter months after the last fall cutting and before first spring cutting. Do not apply if regrowth after grazing or cutting is more than 2". Do not harvest within 60 days of application. Do not apply more than once per season. Precautions <ul style="list-style-type: none"> For desiccation of weeds, including London rocket, sowthistle, rescue brome, wild oats, chickweed, ryegrass, bluegrass, cheatgrass, dogfennel, tansymustard, henbit, downy brome, and other winter annuals, and suppression of perennial weeds. CAUTION: Applications to clover or other legumes that is not dormant, or has broken dormancy, may result in stand and/or yield reductions. Replanting may be necessary. Green clover or other legumes foliage present at the time of application will be burned. Clover or other legumes foliage present at the time of application will be discolored and temporarily stunted. Total hay yield of first cutting may be reduced in clover or other legumes fields with severe weed infestation. This reduction will usually be directly proportionate to the loss of weed weight. California Precautions <ul style="list-style-type: none"> For desiccation of weeds including bluegrass, ryegrass, shepherdspurse, chickweed, tansymustard, foxtail, sowthistle and groundsel. Use high rate if ryegrass, shepherdspurse, sowthistle or groundsel is present.
	1	Broadcast	1.0-2.0 pt	Ground: 10 gal Air: 5 gal	60	
	1	Broadcast	1.0-2.0 pt	Ground: 10 gal Air: 5 gal	60	
	1	Broadcast	0.75-1.2 pt	Ground: 10 gal Air: 5 gal	60	

Crop	Maximum Number of Applications Per Year	Use Pattern	Gramoxone SL 2.0 Rate Per Acre	Minimum Total Spray Per Acre	Grazing or Preharvest Interval (Days)	Directions
CORN FIELD CORN POPCORN SWEET CORN SEED CORN (Used alone)	3	Preplant or Preemergence (Broadcast or Banded Over Row)	Weeds 1-3": 2.0-2.5 pt Weeds 3-6": 2.5-3.0 pt Weeds 6": 3.0-4.0 pt	Ground: 10 gal Air: 5 gal	-	Precautions <ul style="list-style-type: none"> Includes field, fresh, sweet, forage, fodder and popcorn. Seedbeds should be formed as far ahead of planting and treatment as possible to permit maximum weed and grass emergence. Seeding should be done with a minimum amount of soil disturbance. Weeds and grasses emerging after application will not be controlled. Crop plants emerged at time of application will be killed.
CORN Tank Mixes for No-till/Reduced Till	3	Preplant or Preemergence (Broadcast or Banded Over Row)	Weeds 1-3": 2.0-2.5 pt Weeds 3-6": 2.5-3.0 pt Weeds 6": 3.0-4.0 pt	Ground: 10 gal Air: 5 gal* *Refer to respective product labels to determine if these products can be applied by air.	-	Restrictions <ul style="list-style-type: none"> Apply as a broadcast spray before, during or after planting, but before crop emergence. Precautions <ul style="list-style-type: none"> Gramoxone SL 2.0 can be tank mixed with other herbicides labeled for use on corn applied by the same methods and at the same timings

continued...

Crop	Maximum Number of Applications Per Year	Use Pattern	Gramoxone SL 2.0 Rate Per Acre	Minimum Total Spray Per Acre	Grazing or Preharvest Interval (Days)	Directions
FIELD CORN POPCORN SWEET CORN SEED CORN	3	Postemergence Directed Spray (Including Hooded or Shielded)	1.0-2.0 pt	Ground: 10 gal	-	<p>Precautions</p> <ul style="list-style-type: none"> Apply when weeds are actively growing. Use higher specified rate on larger or hard to control weeds. Weeds 6" or taller may not be controlled. Severe damage and/or complete kill can occur if spray contacts corn plants. <p>HOODED OR SHIELDED SPRAYERS</p> <p>Restrictions</p> <ul style="list-style-type: none"> Apply by directing spray between the rows and using hooded or shielded sprayers to prevent spray contact with crop plants. <p>Precautions</p> <ul style="list-style-type: none"> To avoid excessive crop phytotoxicity, use a hooded or shielded sprayer with skids or wheels on the spray boom to maintain spray height. <p>DIRECTED SPRAY WITHOUT HOODED OR SHIELDED SPRAYERS</p> <p>Restrictions</p> <ul style="list-style-type: none"> Apply when corn is at least 10" tall with nozzles arranged to spray no higher than the lower 3" of corn stalks. <p>Precautions</p> <ul style="list-style-type: none"> Corn plants shorter than 10" may be injured and not recover (corn height measured from soil surface to top of whorl). For corn greater than 20" tall, arrange the nozzles to spray no higher than the lower 1/3 of the corn stalks. Corn foliage sprayed will be injured, but the crop will recover and develop normally.
FIELD CORN Popcorn Seed Corn	1	Harvest Aid Broadcast	1.2-2.0 pt	Ground: 20 gal Air: 5 gal	7	<p>Restrictions</p> <ul style="list-style-type: none"> Make ONE (1) application at least 7 days prior to harvest. Apply after the corn is mature after the black layer has formed at the base of the kernels (this indicates maturity). Use 2.0 pt to desiccate mature broadleaf weeds and grasses or broadleaf weeds and grasses that are taller than 18". <p>Precautions</p> <ul style="list-style-type: none"> Consult your local agricultural authority for help in identifying the black layer. Add nonionic surfactant containing at least 75% surface active ingredient at 0.25% v/v. Drought stressed plants, especially broadleaf weeds can be difficult to kill and desiccation may not be complete.

Crop	Maximum Number of Applications Per Year	Use Pattern	Gramoxone SL 2.0 Rate Per Acre	Minimum Total Spray Per Acre	Grazing or Preharvest Interval (Days)	Directions
FIELD CORN ONLY (grain, fodder, forage)	3	Post-emergence directed spray USDA Witchweed Eradication Program	2.0 pt	Ground: 10 gal	-	Restrictions • Initiate sprays in late June to early July and repeat in early August if regrowth occurs. Precautions • Follow application instructions in post-emergence directed spray section above.
FIELD CORN ONLY (grain, fodder, forage) 2,4-D Amine Tank Mix	3	Post-emergence directed spray USDA Witchweed Eradication Program	8.0 fl oz + 0.5 lb 2,4-D Amine AE	Ground: 10 gal	-	Precautions • Apply as a directed spray onto grassy weeds and witchweed before witchweed blooms. Reapply if regrowth occurs. • Follow application instructions in post-emergence directed spray section above.
COTTON (Use Directions for all Cotton Uses)		All Cotton Uses				Restrictions • Do not exceed 12 pints Gramoxone SL 2.0 (3 lb active ingredient) per acre per season for all uses on cotton.
COTTON (Used alone)	3	Preplant or Preemergence	2.5-4.0 pt	Ground: 10 gal Air: 5 gal	-	Restrictions • Apply prior to, during or after planting, but before crop emergence. Precautions • For fallow bed treatment, beds should be preformed to permit maximum weed and grass emergence prior to treatment. • Seeding should be done with a minimum of soil disturbance.
COTTON (California only; Used alone)	3	Preplant	8.0-16 fl oz	Ground: 10 gal Air: 5 gal	-	Precautions • For control of volunteer barley in preformed seedbeds.
COTTON Goal™ Herbicide Tank Mix	3	Preplant or Fallow Bed Broadcast	2.5-4.0 pt	Ground or Air: 10 gal	-	Precautions • Refer to Goal label for specific use directions and restrictions, and weeds controlled.
COTTON Other Tank Mixes	3	Preplant or Preemergence	2.5-4.0 pt	Ground: 10 gal Air: 5 gal	-	Difficult weeds can often be controlled by tank mixing Gramoxone SL 2.0 with other herbicides. The addition of herbicides which are also photosynthetic inhibitors (Herbicide Mode of Action Groups 5 & 7) will slow the activity of Gramoxone SL 2.0, allowing Gramoxone SL 2.0 to thoroughly distribute itself within the treated leaf. The resulting level of control is usually greater than if Gramoxone SL 2.0 was applied alone. (See Photosynthetic Inhibitor Section). Restrictions • Apply as a broadcast spray before, during or after planting, but before crop emergence.

continued...

Crop	Maximum Number of Applications Per Year	Use Pattern	Gramoxone SL 2.0 Rate Per Acre	Minimum Total Spray Per Acre	Grazing or Preharvest Interval (Days)	Directions
COTTON	3	Postemergence Directed Spray (Precision Machine Vision Directed Spray)	1.2-2.0 pt	NA – ensure targeted weeds receive thorough spray coverage		<p>Restrictions</p> <ul style="list-style-type: none"> Precision application equipment with automated detection (Machine Vision) of weed must be used to minimize contact with cotton Do not make more than a total of 3 postemergent directed spray applications using Precision Machine Vision Directed Spray equipment or a hooded shield sprayer. <p>Precautions</p> <ul style="list-style-type: none"> Apply when weeds are actively growing and before weeds reach 4" in height. For improved control and herbicide resistance management a tank mix with Caparol is recommended May be tank mixed with other herbicides approved for postemergence directed use in cotton. AVOID CONTACT WITH CROP. Intentional or accidental contact (including drift) of Gramoxone SL 2.0 with the crop may result in severe damage or loss of the crop. Equipment should be in good operating condition. Avoid leakage or dripping onto crop. Variation in equipment design may affect level of weed control.
COTTON	3	Postemergence Directed Spray (Hooded or Shielded)	1.2-2.0 pt	Ground: 10 gal	-	<p>Restrictions</p> <ul style="list-style-type: none"> If multiple applications are made, do not apply the second application until 14 days after first application. Apply by directing spray between the rows and using hooded or shielded sprayers to prevent contact with crop plants. Do not make more than a total of 3 postemergent directed spray applications using Precision Machine Vision Directed Spray equipment or a hooded shield sprayer. <p>Precautions</p> <ul style="list-style-type: none"> Apply when weeds are actively growing and before weeds reach 4" in height. Use higher specified rate on dense populations and/or larger or hard to control weeds. Weeds 6" or taller may not be controlled. AVOID CONTACT WITH CROP. Intentional or accidental contact (including drift) of Gramoxone SL 2.0 with the crop may result in severe damage or loss of the crop. Equipment should be in good operating condition. Avoid leakage or dripping onto crop. Variation in equipment design may affect level of weed control. Keep hoods or shields adjusted to insure adequate contact with weeds while shielding the crop from the herbicide. To minimize drift, do not use nozzles or nozzle configurations or adjuvants which produce fine spray droplets (mist). May be tank mixed with other herbicides approved for postemergence directed use in cotton. Unless otherwise instructed on this label, refer to tank mix product label for rates, directions, limitations and cautions.

Crop	Maximum Number of Applications Per Year	Use Pattern	Gramoxone SL 2.0 Rate Per Acre	Minimum Total Spray Per Acre	Grazing or Preharvest Interval (Days)	Directions
COTTON Use directions for all cotton harvest aid uses		Harvest Aid				<p>Harvest Aid Use Precautions (Applies to all sections)</p> <p>Restrictions</p> <ul style="list-style-type: none"> Do not pasture livestock in treated fields or feed treated foliage. If multiple applications are made, allow 7 days between applications. Do not apply to cotton within 3 days before harvest. Repeat application if necessary. Do not exceed a total of 2.0 pt/A as a harvest aid. <p>Precautions</p> <ul style="list-style-type: none"> May be tank mixed with other cotton harvest aid materials known to be effective by the local expert. Unless otherwise instructed in this label, refer to tank mix product label for rates, directions, limitations and cautions. Nodes above cracked bolls (NACB) timing is for guidance and is not intended to restrict the local expert in their use of the product.
SOUTHERN COTTON Harvest aid for boll opening and defoliation (tank mix with phosphate and chlorate defoliant)	4	Broadcast	8.0 fl oz + 1 pt phosphate or 1 gal chlorate	Ground: 10 gal Air: 5 gal	7	<p>Restrictions</p> <ul style="list-style-type: none"> Apply when 80% or more of the bolls are open and the remaining bolls to be harvested are mature. <p>Precautions</p> <ul style="list-style-type: none"> Development of immature bolls will be inhibited.
SOUTHERN COTTON Additional tank mixes for boll opening and defoliation	4	Broadcast	3.1-5.0 fl oz	Ground: 10 gal Air: 5 gal	-	<p>Restrictions</p> <ul style="list-style-type: none"> Apply when 60% or more of the bolls are open and the remaining bolls to be harvested are mature. <p>Precautions</p> <ul style="list-style-type: none"> To aid in defoliation and opening of mature bolls, Gramoxone SL 2.0 may be tank mixed with the following products: Aim, Sharpen, sodium chlorate. Development of immature bolls will be inhibited. Refer to tank mix product label for rate, directions, limitations and cautions.

continued...

Crop	Maximum Number of Applications Per Year	Use Pattern	Gramoxone SL 2.0 Rate Per Acre	Minimum Total Spray Per Acre	Grazing or Preharvest Interval (Days)	Directions
SOUTHERN COTTON Post Defoliation-To aid in opening of mature bolls and to desiccate green weeds	4	Broadcast	1.0-2.0 pt	Ground: 10 gal Air: 5 gal	3	Restrictions <ul style="list-style-type: none"> Apply when 75% or more of the bolls are open and remaining bolls to be harvested are mature. Precautions <ul style="list-style-type: none"> Use higher specified rate if weed infestation is heavy or dense. Development of immature bolls will be inhibited. After a defoliation or conditioning application has been made, delay desiccation application of Gramoxone SL 2.0 approximately 3-7 days to minimize leaf sticking.
WESTERN COTTON Harvest aid for boll opening and early defoliation	4	Broadcast	5.5-8.0 fl oz + phosphate or sodium chlorate; and/or other compatible harvest aid products.	Ground: 10 gal Air: 5 gal	7	Restrictions <ul style="list-style-type: none"> Do not use more than 8.0 fl oz of Gramoxone SL 2.0 for early defoliation as excessive desiccation may occur. Do not use more than 4.0 lb of actual sodium chlorate defoliant per acre at this early defoliation timing. Precautions <ul style="list-style-type: none"> Use higher specified rate of Gramoxone SL 2.0 on rank cotton. Early defoliation timing is when 60% or more of the bolls are open and the remaining bolls to be harvested are mature (approximately 4 NACB). Development of immature bolls will be inhibited.
WESTERN COTTON Harvest aid for boll opening and mid-to-late defoliation	4	Broadcast	8.0-16.0 fl oz alone or tank mix with sodium chlorate or phosphate defoliant and/or other compatible harvest aid products.	Ground: 10 gal Air: 5 gal	3 (Alone)	Precautions <ul style="list-style-type: none"> In desert cotton areas or on rank vigorous cotton, use the 16 fl oz rate of Gramoxone SL 2.0. Mid-to-late defoliation timing is when 75% or more of the bolls are open and remaining bolls to be harvested are mature (approximately 3 or fewer NACB). Development of immature bolls will be inhibited.

Crop	Maximum Number of Applications Per Year	Use Pattern	Gramoxone SL 2.0 Rate Per Acre	Minimum Total Spray Per Acre	Grazing or Preharvest Interval (Days)	Directions
COTTON Stripper or Spindle Harvested Harvest aid for defoliation and boll opening	4	Broadcast	3.0-11.25 fl oz	Ground: 10 gal Air: 5 gal	3	<p>Restrictions</p> <ul style="list-style-type: none"> Apply when 75% of the bolls are open and the remaining bolls to be harvested are mature. May be applied as a split application. Do not exceed a total of 2.0 pt/A per year. <p>Precautions</p> <ul style="list-style-type: none"> It is advisable, because of extremes in environmental and plant conditions, to apply the range of rates on a small block of cotton to determine the rate that best fits your needs. Development of immature bolls will be inhibited. Slice bolls and inspect the seed for maturity. Gramoxone SL 2.0 may be applied alone or tank mixed with the following cotton harvest aids: Aim, DEF® Defoliant, Ethephon® Plant Growth Regulant, Folex® Defoliant, Harvade® Harvest Growth Regulant, Prep PGR, Sharpen. To avoid leaf sticking, apply Gramoxone SL 2.0 as a desiccant approximately 3-7 days after defoliation or a conditioning application and 7-14 days before harvest. Cooler temperatures may cause a longer waiting period between application of Gramoxone SL 2.0 as a desiccant and defoliation/condition. Lower rates in the range may be necessary south of I-10 in Texas where temperatures are typically higher during defoliation.
COTTON Late season desiccation	4	Broadcast	1.0-2.0 pt	Ground: 10 gal Air: 5 gal	3	<p>Restrictions</p> <ul style="list-style-type: none"> May be applied as a split application. Do not exceed a total of 2.0 pt/A per year. Apply when 85% of the bolls are open and the remaining bolls to be harvested are mature (approximately 0 NACB). <p>Precautions</p> <ul style="list-style-type: none"> It is advisable, because of extremes in environmental and plant conditions, to apply the range of rates on a small block to determine the rate that best fits your needs. Development of immature bolls will be inhibited. Slice bolls and inspect the seed for maturity. Lower rates in the range may be necessary south of I-10 in Texas where temperatures are typically higher during defoliation. If a defoliation or conditioning application has been made, delay desiccation application of Gramoxone SL 2.0 approximately 3-7 days to minimize leaf sticking. May be tank mixed with other harvest aid materials known to the local expert to be effective.

continued...

Crop	Maximum Number of Applications Per Year	Use Pattern	Gramoxone SL 2.0 Rate Per Acre	Minimum Total Spray Per Acre	Grazing or Preharvest Interval (Days)	Directions
COTTON Suppression of Regrowth	4	Broadcast	1.0-2.0 pt	Ground: 10 gal Air: 5 gal	3	Precautions <ul style="list-style-type: none"> Regrowth is difficult to control, therefore, thorough coverage with the full rate is necessary. Control is dependent on growing conditions and desiccation of small new regrowth may not always be complete. Use higher specified rate if regrowth is excessive.
EASTER LILIES (Field grown)	2	Preemerge- nce	2.5-4.0 pt	Ground: 10 gal	-	Restrictions <ul style="list-style-type: none"> Do not apply more than twice per season.
FALLOW LAND Prior to planting of any crops.	2	Preplant Broadcast to Fallow Land	1.5-4.0 pt	Ground: 10 gal Air: 5 gal	-	Restrictions <ul style="list-style-type: none"> Do not make more than 2 applications during the fallow period. Precautions <ul style="list-style-type: none"> Fallow land may be between operations such as disking, ripping, plowing, leveling, irrigating or listing for ground preparation purposes. Use for the control of weeds such as bluegrass, chickweed, henbit, downy brome, ryegrass, cheatgrass, dog fennel, tansy mustard, London rocket, sowthistle, rescue brome, wild oats, volunteer cereals and other winter annuals and for suppression of perennial weeds or sedges. Use the higher rate for weeds approaching the maximum size of 6". Allow maximum weed emergence prior to application to maximize the benefit of this use. Adhere to the preharvest intervals and other crop specific restrictions for planted crops elsewhere on this label.
GINGER	6	Preemerge- nce Broadcast, Postemerge- nce, Directed Spray	2.0-4.0 pt	Ground: 20 gal	14 days for immature ginger roots, 75 days for mature ginger roots	Restrictions <ul style="list-style-type: none"> Apply as a preemergence broadcast application before, during, or after planting but prior to crop emergence. If multiple applications are made, allow 30 days between applications. Do not exceed 24 pints of Gramoxone SL 2.0 (6 lb active ingredient) per acre per season. Do not allow spray to contact ginger plants.

Crop	Maximum Number of Applications Per Year	Use Pattern	Gramoxone SL 2.0 Rate Per Acre	Minimum Total Spray Per Acre	Grazing or Preharvest Interval (Days)	Directions
GRASSES (For Seed; For Use in Seedbed Preparation)	3	Preplant, At Planting, or Preemergence	2.0-4.0 pt	Ground: 10 gal	-	<p>Restrictions</p> <ul style="list-style-type: none"> Repeat applications may be made prior to grass emergence, however, do not exceed 3 applications per year. Do not graze treated areas or use the seed or straw from treated areas for animal feed or bedding. <p>Precautions</p> <ul style="list-style-type: none"> Prepare the seedbeds and allow weeds to germinate. Apply Gramoxone SL 2.0 when weeds are at the 3-5 leaf stage.
GUAR (Preharvest desiccation)	3	Preharvest	2.0 pt	Ground: 10 gal	4	<p>Restrictions</p> <ul style="list-style-type: none"> Do not apply until the pods are fully mature. Do not graze treated areas or use the treated forage for animal feed.
GUAVA	4	Directed Spray	3.75 pt	Ground: 10 gal	-	<p>Restrictions</p> <ul style="list-style-type: none"> Do not allow spray to contact green stems, fruit or foliage. Do not graze treated areas. Do not feed cover crops grown in treated areas to livestock. <p>Precautions</p> <ul style="list-style-type: none"> For mature woody weeds, late-germinating weeds and grasses, and perennials, retreatment or spot spraying may be necessary.
HOPS (ID, OR, & WA only)	3	Directed Spray and/or Suckering and Stripping	2.0 pt	Ground: 10 gal	14	<p>Restrictions</p> <ul style="list-style-type: none"> Do not apply more than 3 times per season. Do not allow spray to contact green stems, foliage, flowers, or cones as injury may result. Do not allow animals to graze in treated hopyards. <p>Precautions</p> <ul style="list-style-type: none"> Retreatment or spot treatment may be necessary. Hop vine refuse and silage may be fed to livestock. For suckering and stripping, spray only the basal 2 ft of the vines. Experience with varieties other than Cascade, Yakima Cluster, and Bullion is limited. If using Gramoxone SL 2.0 on other varieties than these, test the use pattern on a small number of vines of each variety to determine sensitivity to injury. Do not use on unlisted varieties if unacceptable crop injury occurs. Chemical Pruning: To burn back existing vines and obtain even emergence of subsequent vines, spray when vines are less than 3 ft tall. APPLICATION TO HOP VINES LESS THAN 6 FT TALL MAY CAUSE UNACCEPTABLE INJURY.

continued...

Crop	Maximum Number of Applications Per Year	Use Pattern	Gramoxone SL 2.0 Rate Per Acre	Minimum Total Spray Per Acre	Grazing or Preharvest Interval (Days)	Directions
LENTILS	2	Harvest Aid	1.2-2.0 pt	Ground: 20 gal Air: 7 gal	7	<p>Restrictions</p> <ul style="list-style-type: none"> • DO NOT exceed a total of 2.0 pt/A per season. • May also be applied as a split application. If applied as a split application, do not exceed a total of 2 pt/A per season. Split application may improve coverage. • Apply when crop is mature and at least 80% of the pods are yellowing and mostly ripe with no more than 30% of the leaves still green in color. • DO NOT apply when weather conditions favor spray drift. A drift control agent may be included to reduce spray drift. • NOT REGISTERED FOR USE ON LENTILS IN CALIFORNIA. <p>Precautions</p> <ul style="list-style-type: none"> • Add nonionic surfactant at 0.25% v/v (2 pt/100 gal) of the finished spray volume.
MINT (Peppermint, Spearmint)	2	Dormant Season	2.0-3.0 pt	Ground: 10 gal Air: 5 gal	-	<p>Restrictions</p> <ul style="list-style-type: none"> • Apply when crop is dormant before spring growth begins and when weeds are less than 6" tall. • Do not apply more than 3.0 pt/A per dormant season. <p>Precautions</p> <ul style="list-style-type: none"> • For suppression of weeds such as Italian ryegrass, prickly lettuce, groundsel, chickweed, downy brome and bluegrass. • Gramoxone SL 2.0 can be tank mixed with other herbicides labeled for use on mint applied by the same methods and the same timings.
OKRA	1 2	Preemergence Broadcast Postemer- gence Directed Spray	2.0-4.0 pt/A 2.0 pt/A	Ground: 20 gal Ground: 20 gal	-- 21 days	<p>Restrictions</p> <ul style="list-style-type: none"> • Preemergence applications must be made before crop emergence. • If multiple applications are made, allow 14 days between applications. • Apply no more than 3 applications per season. • Do not exceed 8.0 pt/A (2 lb active ingredient) per season. • Do not allow spray to contact okra plants.

Crop	Maximum Number of Applications Per Year	Use Pattern	Gramoxone SL 2.0 Rate Per Acre	Minimum Total Spray Per Acre	Grazing or Preharvest Interval (Days)	Directions
ONION (DRY BULB)	1	Preemergence Broadcast	2.0-4.0 pt/A	Ground: 20 gal	--	Restrictions <ul style="list-style-type: none"> Only 1 preemergence and 1 postemergence application can be made per year. Do not exceed 6.0 pt/A (1.5 lb active ingredient) per season. Precautions <ul style="list-style-type: none"> Use the higher rate for heavy weed infestations or wild oat control. For preemergence treatment, allow maximum weed emergence prior to treatment but apply before crop emergence.
	1	Postemergence Directed Spray	2.0 pt/A	Ground: 20 gal	60 days	
ONIONS (SEEDED) AND GARLIC	1	Preplant/Preemergence	2.5-4.0 pt	Ground: 10 gal	60 200 (CA only)	Restrictions <ul style="list-style-type: none"> Use the higher rate for heavy weed infestations or wild oat control. Apply only one application per season at the 4.0 pt/A dosage. Do not apply more than 4.0 pt/A. Precautions <ul style="list-style-type: none"> Allow maximum weed and grass emergence prior to treatment but apply prior to crop emergence.
PASSION FRUIT	5	Directed Spray	3.75 pt	Ground: 10 gal	-	Restrictions <ul style="list-style-type: none"> If application is to be made during harvest season, pick all fruit off the ground prior to application. Do not allow animals to graze on treated areas. Precautions <ul style="list-style-type: none"> Use a shield or wrap vine if bark is still green at application time. Retreatment or spot treatment may be necessary.
PEANUTS	2	Broadcast At Ground Crack Postemergence	8.0-16.0 fl oz	Ground: 10 gal	-	Restrictions <ul style="list-style-type: none"> To control or suppress small (1-6") emerged annual grass and broadleaf weeds in peanuts at ground crack. A second application may be made up to 28 days after ground crack. Make no more than 2 applications per season and do not apply a total of more than 16.0 fl oz of product per acre per season. Do not apply by air. Precautions <ul style="list-style-type: none"> For at ground crack use, Gramoxone SL 2.0 can be tank mixed with Pursuit® Herbicide or Dual Magnum for residual weed control. Consult the Pursuit or Dual Magnum label for a list of weeds controlled, rates of application, and precautions. Crop foliage sprayed will be injured in the form of bronzing and crinkling but the crop will recover and develop normally.

continued...

Crop	Maximum Number of Applications Per Year	Use Pattern	Gramoxone SL 2.0 Rate Per Acre	Minimum Total Spray Per Acre	Grazing or Preharvest Interval (Days)	Directions
PEANUTS Basagran® Herbicide Tank Mix	2	Broadcast At Ground Crack Post-emergence	8.0-16.0 fl oz	Ground: 10 gal	-	<p>Restrictions</p> <ul style="list-style-type: none"> This tank mix can be applied at the ground crack stage of peanuts. A second application may be made up to 28 days after ground crack. Make no more than 2 applications per season and do not apply a total of more than 16.0 fl oz of product per acre per season. Do not apply this tank mix if peanuts show injury (leaf phytotoxicity and/or plant stunting) produced by any other herbicide treatment as injury may be enhanced and/or prolonged. Do not apply by air. <p>Precautions</p> <ul style="list-style-type: none"> For improved control of weeds such as cocklebur, bristly starbur, smartweed and prickly sida, tank mix Gramoxone SL 2.0 with Basagran at 1 pt/A. Crop foliage sprayed will be injured in the form of bronzing and crinkling but the crop will recover and develop normally. Refer to the Basagran label for specific use directions, limitations, cautions and for a list of weeds controlled. Do not apply this tank mix during prolonged periods of drought or unseasonably cold weather as unsatisfactory weed control may result.
PEANUTS Butyrac® Herbicide or Butoxone® Herbicide 200 Tank Mix	2	Broadcast Postemerge	8.0-16.0 fl oz	Ground: 10 gal	-	<p>Restrictions</p> <ul style="list-style-type: none"> Make no more than 2 applications per season and do not apply a total of more than 16.0 fl oz of product per season. Do not apply by air. <p>Precautions</p> <ul style="list-style-type: none"> For improved control of weeds such as cocklebur, sickle-pod and morningglory tank mix Gramoxone SL 2.0 with 8-16 fl oz (0.125-0.25 lb) per acre of Butyrac or Butoxone 200. Crop foliage sprayed will be injured in the form of bronzing and crinkling but the crop will recover and develop normally. Refer to the complete Butyrac or Butoxone 200 label for specific use directions, limitations, cautions and for a list of weeds controlled.
PEANUTS For Suppression and/or Control of Palmer Amaranth in Peanut in (AL, AR, FL, GA, MS, NC, & SC only) For Suppression and/or Control of Florida Beggarweed in Peanut (GA only)	1	Recirculating rope wick or carpet roller	1 pt	Not Applicable	30	<p>Application Instructions</p> <ul style="list-style-type: none"> Mix 1 part of Gramoxone SL 2.0 with 1 – 1.5 parts of water to prepare a 40-50% solution. Add nonionic surfactant containing 75% or more surface-active agent at a minimum of 0.25% v/v (2 pt/100 gal or 0.32 fl oz/gal) of finished volume. Adjust equipment to apply up to 2 pt/A of the herbicide-water mixture Make application at least 6 inches above the peanut canopy and set application equipment to avoid dripping. Follow application equipment manufacturer's instructions. <p>Note: Control of large weeds is enhanced if application is made in late afternoon or early evening.</p>

Crop	Maximum Number of Applications Per Year	Use Pattern	Gramoxone SL 2.0 Rate Per Acre	Minimum Total Spray Per Acre	Grazing or Preharvest Interval (Days)	Directions
PEANUTS <i>(continued)</i> For Suppression and/or Control of Palmer Amaranth in Peanut in (AL, AR, FL, GA, MS, NC, & SC only) For Suppression and/or Control of Florida Beggarweed in Peanut (GA only)	1	Recirculating rope wick or carpet roller	1 pt	Not Applicable	30	Restrictions <ul style="list-style-type: none"> Do not apply more than 1 pt/A of Gramoxone SL 2.0 using the recirculating rope wick or carpet roller application method. DO NOT exceed 0.5 lb ai/A/year of paraquat-containing products for all combined uses. Make applications of Gramoxone SL 2.0 as early as possible, and not less than 30 days before harvest to control weeds that may interfere with harvesting operations. Do not allow livestock to graze in treated areas. Do not feed hay or threshings from treated fields to livestock.
PERSIMMON	5	Directed Spray	3.75 pt	Ground: 10 gal	-	Restrictions <ul style="list-style-type: none"> Do not allow spray to contact green stems, fruit, or foliage. Do not graze treated areas. Do not feed cover crops grown in treated areas to livestock. Precautions <ul style="list-style-type: none"> For mature woody weeds, late-germinating weeds and grasses, and perennials, retreatment or spot spraying may be necessary.
PIGEON PEAS (Puerto Rico only)	1	Directed Spray	2.0 pt	Ground: 10 gal	60	Restrictions <ul style="list-style-type: none"> Do not make more than 1 application per season. Do not graze treated areas or feed treated forage to livestock. Precautions <ul style="list-style-type: none"> Avoid contact with pigeon pea foliage. Cannery waste can be fed to livestock.
PINEAPPLE	3	Directed Spray	2.0-4.0 pt	Ground: 10 gal	20	Restrictions <ul style="list-style-type: none"> Do not exceed 3 applications per season. Precautions <ul style="list-style-type: none"> Retreatment may be necessary on more mature weeds.
RICE	3	Preplant or Preemergence Broadcast	Weeds 1-3": 2.0-2.5 pt Weeds 3-6": 2.5-3.0 pt Weeds 6": 3.0-4.0 pt	Ground: 10 gal Air: 5 gal	-	Restrictions <ul style="list-style-type: none"> Apply as a broadcast spray before, during or after planting, but before crop emergence. Use higher specified rates and spray volumes when vegetation is dense. Do not flood/flush within 48 hours of application in order to ensure complete kill of vegetation. Precautions <ul style="list-style-type: none"> Seeding should be done with a minimum amount of soil disturbance. Weeds and grasses emerging after application will not be controlled. Crop plants emerged at time of application will be killed. For improved or extended weed control, Gramoxone SL 2.0 may be tank mixed with other herbicides registered for this use. Refer to tank mix herbicide labels for specific directions, limitations, cautions and for a list of weeds controlled. If cool, cloudy and/or wet weather delays speed of kill, do not flood/flush until complete kill is evident.

continued...

Crop	Maximum Number of Applications Per Year	Use Pattern	Gramoxone SL 2.0 Rate Per Acre	Minimum Total Spray Per Acre	Grazing or Preharvest Interval (Days)	Directions
SAFFLOWER	3	Preplant or Preemergence Broadcast or Banded Over Row	2.5-4.0 pt	Ground: 10 gal Air: 5 gal	-	Restrictions • Apply before, during, or after planting but before crop emergence.
SAFFLOWER (California only)	3	Preplant Broadcast	1.0 pt	Ground: 10 gal Air: 5 gal	-	Precautions • For control of volunteer barley in pre-formed seedbeds.
SMALL GRAINS (Barley, wheat)	3	Preplant or Preemergence	Weeds 1-3": 2.0-2.5 pt Weeds 3-6": 2.5-3.0 pt Weeds 6": 3.0-4.0 pt	Ground: 5 gal Air: 5 gal	-	
SORGHUM (Grain)	3	Preplant/ Preemergence Broadcast or Band	Weeds 1-3": 2.0-2.5 pt Weeds 3-6": 2.5-3.0 pt Weeds 6": 3.0-4.0 pt	Ground: 10 gal Air: 5 gal	48 (grain) 20 (forage)	Precautions • Seedbeds should be formed as far ahead of planting as possible to allow maximum weed and grass emergence. • Seeding should be done with a minimum amount of soil disturbance. • Gramoxone SL 2.0 can be tank mixed with other herbicides labeled for use on sorghum applied by the same methods and at the same timings

Crop	Maximum Number of Applications Per Year	Use Pattern	Gramoxone SL 2.0 Rate Per Acre	Minimum Total Spray Per Acre	Grazing or Preharvest Interval (Days)	Directions
SORGHUM (Grain)	2	Postemergence Directed (Including Hooded or Shielded)	1.0-2.0 pt	Ground: 10 gal	48 (grain) 20 (forage)	<p>Restrictions</p> <ul style="list-style-type: none"> Do not exceed 2 postemergence-directed applications or exceed a total of 4.0 pt Gramoxone SL 2.0 per season. <p>Precautions</p> <ul style="list-style-type: none"> Apply when weeds are actively growing. Use higher specified rate on larger or hard to control weeds. Weeds 6" or taller may not be controlled. Severe damage and/or complete kill can occur if spray contacts sorghum plants. Gramoxone SL 2.0 can be tank mixed with other herbicides labeled for use on sorghum applied by the same methods and at the same timings. <p>HOODED OR SHIELDED SPRAYERS</p> <p>Restrictions</p> <ul style="list-style-type: none"> Apply by directing spray between the rows and using hooded or shielded sprayers to prevent spray contact with crop plants. <p>Precautions</p> <ul style="list-style-type: none"> To avoid excessive crop phytotoxicity, use a hooded or shielded sprayer with skids or wheels on the spray boom to maintain spray height. <p>DIRECTED SPRAY WITHOUT HOODED OR SHIELDED SPRAYERS</p> <p>Restrictions</p> <ul style="list-style-type: none"> Apply when sorghum is at least 12" tall when naturally standing. Do not exceed 30 psi nozzle pressure or spray under conditions which may cause excessive drift. Use precision directed-spray application equipment adjusted so that no more than the lower 3" of the sorghum stalk is contacted by the application spray. <p>Precautions</p> <ul style="list-style-type: none"> Some crop injury will occur. The degree of injury is related to the precision of application and spraying conditions.
SOYBEANS (Use directions for all soybean uses)		All Soybean Uses				<p>Restrictions</p> <ul style="list-style-type: none"> Do not exceed 11.6 pints of Gramoxone SL 2.0 (2.9 lb active ingredient) per acre per season.

continued...

Crop	Maximum Number of Applications Per Year	Use Pattern	Gramoxone SL 2.0 Rate Per Acre	Minimum Total Spray Per Acre	Grazing or Preharvest Interval (Days)	Directions
SOYBEANS	3	Preplant or Preemergence	Weeds 1-3": 2.0-2.5 pt Weeds 3-6": 2.5-3.0 pt Weeds 6": 3.0-4.0 pt	Ground: 10 gal Air: 5 gal	-	<p>Restrictions</p> <ul style="list-style-type: none"> • Do not exceed a total of 6.0 pt of Gramoxone SL 2.0 per season. • Apply as a broadcast spray before, during or after planting, but before crop emergence. • Do not graze or harvest for forage or hay before the R3 stage of soybean development (early pod). <p>Precautions</p> <ul style="list-style-type: none"> • Gramoxone SL 2.0 can be tank mixed with other herbicides labeled for use on soybeans applied by the same methods and at the same timings • The lower rate may be used when weeds are less than 4" tall and a selective postemergence spray or cultivation will be made within 3 weeks after planting. • Seeding should be done with a minimum amount of soil disturbance.

Crop	Maximum Number of Applications Per Year	Use Pattern	Gramoxone SL 2.0 Rate Per Acre	Minimum Total Spray Per Acre	Grazing or Preharvest Interval (Days)	Directions
SOYBEANS	3	Spot Spray	4.8 pt/ 100 gal water	-	Forage/Hay: 46 Days	<p>Restrictions</p> <ul style="list-style-type: none"> Do not allow spray to contact soybean plant as crop injury or death may occur. <p>Precautions</p> <ul style="list-style-type: none"> Spray the solution on actively growing weeds until uniformly wet but not to the point of runoff.
SOYBEANS	3	Postemergence Directed Spray (Includes Hooded or Shielded)	1.0-2.0 pt	Ground: 10 gal	Forage: 46 days	<p>Restrictions</p> <ul style="list-style-type: none"> If multiple applications are made, allow 14-days between applications. Do not graze or harvest for forage or hay. Apply by directing spray between the rows and using hooded or shielded sprayers to prevent spray contact with crop plants. <p>Precautions</p> <ul style="list-style-type: none"> Apply when weeds are actively growing. For control of seedling johnsongrass, crabgrass, goosegrass, <i>Brachiaria</i>, Texas millet and pigweed less than 2" tall, use the lower rate of Gramoxone SL 2.0. For control of 2-4" red rice, <i>Brachiaria</i>, barnyardgrass, crabgrass, goosegrass, seedling johnsongrass, giant foxtail, and fall panicum, use 8.0 fl oz of Gramoxone SL 2.0. For control of 2-3" sicklepod, purslane, pigweed, cutleaf ground cherry, and common ragweed, use 8.0 fl oz of Gramoxone SL 2.0. For control of 2-4" grasses in mixture with common cocklebur, morningglory, and red rice, apply Gramoxone SL 2.0 at 8.0 fl oz/A plus 0.2 lb active ingredient per acre of a 2,4-DB formulation. Refer to the 2,4-DB label for directions, limitations, and cautions. Use higher specified rate on larger (6") or hard to control weeds. Weeds 6" or taller may not be controlled. Severe damage and/or complete kill can occur if spray intentionally or accidentally (including drift of fine droplets) contacts the plants.

continued...

Crop	Maximum Number of Applications Per Year	Use Pattern	Gramoxone SL 2.0 Rate Per Acre	Minimum Total Spray Per Acre	Grazing or Preharvest Interval (Days)	Directions
SOYBEANS	1	Harvest Aid	8.0-16.0 fl oz	Ground: 20 gal Air: 5 gal	15-day PHI Do not graze.	<p>Restrictions</p> <ul style="list-style-type: none"> Do not apply within 15 days of harvest. Do not graze or harvest for forage or hay. <p>Precautions</p> <ul style="list-style-type: none"> Indeterminant varieties: Apply when at least 65% of the seed pods have reached a mature brown color or when seed moisture is 30% or less. Determinant varieties: Apply when plants are mature, i.e., beans are fully developed, 1/2 of leaves have dropped, and remaining leaves are yellowing. Immature soybeans will be injured. Mature cocklebur, especially drought-stressed plants, are tolerant to Gramoxone SL 2.0 and desiccation will not be complete. Always use the higher rate for cocklebur.
SOYBEANS (GROWN FOR RESEARCH, FIELD TRIALS AND SEED PRODUCTION ONLY)	1	Harvest Aid	8.0-16.0 fl oz	Ground: 20 gal Air: 5 gal	3-day PHI Do not graze.	<p>Restrictions</p> <ul style="list-style-type: none"> Only for use as a harvest aid with a 3-day pre-harvest interval on soybeans grown for research, field trials and seed production, including USDA regulated plantings or seed production. Use of Gramoxone SL 2.0 as a harvest aid with a 3-day pre-harvest interval on soybeans may only be done under agreement with and following all instructions of Syngenta Crop Protection, LLC. Do not apply within 3 days of harvest. Do not graze or harvest for forage or hay. Do not use or process harvested grain for food or feed. <p>Precautions</p> <ul style="list-style-type: none"> Indeterminate varieties: Apply when at least 65% of the seed pods have reached a mature brown color or when seed moisture is 30% or less. Determinant varieties: Apply when plants are mature, i.e., beans are fully developed, 1/2 of leaves have dropped, and remaining leaves are yellowing. Immature soybeans will be injured. Mature cocklebur, especially drought-stressed plants, are tolerant to Gramoxone SL 2.0 and desiccation will not be complete. Always use the higher rate for cocklebur.
STRAWBERRIES	3	Postemergence Directed Spray	2.0 pt	Ground: 20 gal	21	<p>Restrictions</p> <ul style="list-style-type: none"> Do not apply more than 3 times per season. Do not graze livestock in treated areas. <p>Precautions</p> <ul style="list-style-type: none"> Apply by directing spray between the rows and using shields to prevent spray contact with crop plants. Do not allow spray to contact strawberry plants as injury or excessive residues may result.

Crop	Maximum Number of Applications Per Year	Use Pattern	Gramoxone SL 2.0 Rate Per Acre	Minimum Total Spray Per Acre	Grazing or Preharvest Interval (Days)	Directions
SUGAR BEETS	3	Preplant or Preemergence	2.0-4.0 pt	Ground: 10 gal Air: 5 gal	-	<p>Precautions</p> <ul style="list-style-type: none"> Use the higher rate for heavier weed infestations. Seeding or transplanting should be done with a minimum amount of soil disturbance. Crop plants emerged at time of application will be killed. Can be used in fallow bed/stale seedbed for weed control. Seedbeds or plantbeds should be formed as far ahead of treatment as possible to permit maximum weed emergence.
SUGARCANE	2	Postemergence Directed Spray (Includes Hooded or Shielded)				<p>Restrictions</p> <ul style="list-style-type: none"> Make a second and final application, if necessary, when new weed growth is 2-6" high. Do not graze treated areas or feed treated forage to livestock. <p>Precautions</p> <ul style="list-style-type: none"> Apply as a hooded, shielded or directed spray to avoid contact with cane foliage to prevent leaf burn and yield reduction.
-- Florida --	2		2.0 pt	Ground: 50 gal	-	<p>Restrictions</p> <ul style="list-style-type: none"> Do not apply after June 1 as cane growth may be stunted and yields reduced. <p>Precautions</p> <ul style="list-style-type: none"> For optimum results, apply in early spring (March-April) when weeds are small.
-- Hawaii --	2		2.0 pt	Ground: 20 gal	-	<p>Restrictions</p> <ul style="list-style-type: none"> Do not apply after cane rows have closed in.
-- Louisiana --	2		1.0-3.0 pt	Ground: 20 gal	30	<p>Precautions</p> <ul style="list-style-type: none"> For tiller control, apply when tillers are less than 18" high. Use the higher specified rate for heavier weed infestations or tiller growth.
-- Florida & Texas --	1	Harvest Aid	0.6-1.0 pt	Air: 5 gal	-	<p>Restrictions</p> <ul style="list-style-type: none"> Apply 3-14 days before burning and harvest. <p>Precautions</p> <ul style="list-style-type: none"> Use higher specified rate under cool, cloudy weather conditions.
SUNFLOWER	3	Preplant or Preemergence Broadcast or Banded Over Row	2.5-4.0 pt	Ground: 10 gal Air: 5 gal	-	<p>Restrictions</p> <ul style="list-style-type: none"> Apply before, during, or after planting but before crop emergence.

continued...

Crop	Maximum Number of Applications Per Year	Use Pattern	Gramoxone SL 2.0 Rate Per Acre	Minimum Total Spray Per Acre	Grazing or Preharvest Interval (Days)	Directions
SUNFLOWER	2	Preharvest Desiccation Broadcast	1.2-2.0 pt	Ground: 10 gal Air: 5 gal	7	<p>Restrictions</p> <ul style="list-style-type: none"> Do not graze treated areas or feed treated forage to livestock. <p>Precautions</p> <ul style="list-style-type: none"> Apply when sunflower seeds reach physiological maturity (when seed moisture is 35% or lower). For many varieties, this corresponds to the time when the back of the heads are yellow and the bracts are turning brown. Use the higher rate when crop stands or weed infestations are heavy.
TANIERS (Florida Only)	1 1	Preemergence Broadcast or Banded Over Row Postemergence Directed Spray	2.0-4.0 pt/A 2.0 pt/A	Ground: 20 gal	180	<p>Restrictions</p> <ul style="list-style-type: none"> Preemergence applications must be made before crop emergence. Postemergence/directed spray applications must be made with ground equipment that can direct the spray between the rows and shield to prevent spray contact with crop plants. Only 2 applications can be made per season. Do not exceed 6.0 pt (1.5 lb active ingredient) per season. Allow 30-60 days between applications if 2 applications are made. Do not apply in less than 20 gallons of water/acre. Do not allow spray to contact plants.
TANIERS (Puerto Rico Only)	3	Shielded Post Directed Spray	2.0 pt	Ground: 50 gal	90	<p>Restrictions</p> <ul style="list-style-type: none"> On taniers, do not make more than 3 applications per crop season. Do not allow spray to contact tanier plants as injury may result. Do not spray under windy conditions. Do not graze treated areas or feed treated forage to livestock. <p>Precautions</p> <ul style="list-style-type: none"> Apply when weeds are succulent and growth is 1-6".
TARO, DRYLAND (Hawaii Only)	2	Postemergence Directed Spray	2.0-3.0 pt	Ground: 10 gal	180	<p>Restrictions</p> <ul style="list-style-type: none"> A single re-treatment may be made; however, do not harvest dryland taro within 6 months of the last application. <p>Precautions</p> <ul style="list-style-type: none"> Do not allow spray to contact the taro plants as injury may result. Make the first application when weed growth is 1-4" high. Weeds emerging after the application will not be controlled.

Crop	Maximum Number of Applications Per Year	Use Pattern	Gramoxone SL 2.0 Rate Per Acre	Minimum Total Spray Per Acre	Grazing or Preharvest Interval (Days)	Directions
TREE PLANTATION ESTABLISHMENT Deciduous and Conifers	3	Preplant Broadcast	2.0-4.0 pt	Ground: 20 gal	-	<p>Restrictions</p> <ul style="list-style-type: none"> Apply prior to planting. Plant with minimal soil disturbance. Do not apply in less than 20 gal/A as weed control will be reduced. <p>Precautions</p> <ul style="list-style-type: none"> Prepare ground early to allow maximum emergence of weeds. Use the higher rate for heavier weed infestations. For improved burndown or residual control, tank mix Gramoxone SL 2.0 with other herbicides labelled for this use. Refer to the specific tank mix herbicide label(s) for rates, directions, limitations, and cautions and for a list of weeds controlled.
TREES AND VINES Orchards, Vineyards, Windbreak, Shade & Ornamental Trees Acerola Apples Apricots Avocados Bananas/ Plantains Beechnut Brazil Nut Butternut Calamondin Cashew Cherries Chestnut Chinquapin Citrus Citron Coffee Figs Filberts Grapefruit Grapes Hickory Nut Kiwi Fruit Kumquat Lemon Lime Macadamia Nuts Mandarin Nectarines	5 except for: Apricots 3 Cherries 3 Kiwi Fruit 3 Nectarines 3 Olives 4 Peaches 3 Pistachios 5 (only 2 after shells split) Plums 3	Directed Spray	2.5-4.0 pt	Ground: 10 gal	Apricots 28 Cherries 28 Figs 13 Kiwi Fruit 14 Nectarines 28 Olives 13 Peaches 14 Pistachios 7 Plums 28	<p>Restrictions</p> <ul style="list-style-type: none"> Do not allow spray to contact green stems (except suckers), fruit or foliage. Do not graze treated areas. Do not feed cover crops grown in treated areas to livestock. Do not apply when figs or olives to be harvested are on the ground. For apricots - Do not harvest within 28 days after application and do not exceed 3 postemergence directed applications per season. For cherries - Do not harvest within 28 days after application and do not exceed 3 post-emergence directed applications per season. For figs - Do not harvest within 13 days after application and do not exceed 5 postemergence directed applications per season. For grapes - treat when sucker growth is no more than 8" long. Late season applications to weeds should be made to avoid contact with desirable foliage. For kiwi fruit - Do not treat more than 3 times per year. Do not harvest within 14 days after application. For mature woody weeds, perennial weeds, late germinating weeds and green suckers, retreatment or spot treatment may be necessary. For nectarines - Do not harvest within 28 days after application and do not exceed 3 post-emergence directed applications per season. For nuts - All applications must be made prior to shaking for harvest.

continued...

Crop	Maximum Number of Applications Per Year	Use Pattern	Gramoxone SL 2.0 Rate Per Acre	Minimum Total Spray Per Acre	Grazing or Preharvest Interval (Days)	Directions
TREES AND VINES <i>(continued)</i> Olives Orange (sour & sweet) Papayas Peaches Pears Pecans Pistachios Plums Prunes Pummelo Satsuma mandarin Walnuts Other shade and ornamental trees such as arborvitae, ash, elm, fir, oak, pine, etc.	5 except for: Apricots 3 Cherries 3 Kiwi Fruit 3 Nectarines 3 Olives 4 Peaches 3 Pistachios 5 (only 2 after shells split) Plums 3	Directed Spray	2.5-4.0 pt	Ground: 10 gal	Apricots 28 Cherries 28 Figs 13 Kiwi Fruit 14 Nectarines 28 Olives 13 Peaches 14 Pistachios 7 Plums 28	<ul style="list-style-type: none"> For olives - Do not harvest within 13 days after application and do not exceed 4 post-emergence directed applications per season. For peaches - Do not harvest within 14 days after application and do not exceed 3 post-emergence directed applications per season. For pistachios - Do not exceed two applications after shells split. Do not harvest within 7 days after application. For plums - Do not harvest within 28 days after application and do not exceed 3 postemergence directed applications per season. Precautions <ul style="list-style-type: none"> Use a shield or wrap plant when spraying around young trees or vines.
TREES AND VINES Tank Mixes	5 except for: Apricots 3 Cherries 3 Kiwi Fruit 3 Nectarines 3 Olives 4 Peaches 3 Pistachios 5 (only 2 after shells split) Plums 3	Directed Spray	2.5-4.0 pt	Ground: 10 gal	Refer to other tank mix labels	Precautions <ul style="list-style-type: none"> Gramoxone SL 2.0 can be tank mixed with other herbicides labeled for use on trees and vines applied by the same methods and at the same timings.
PERENNIAL TROPICAL AND SUB-TROPICAL FRUIT TREES Atemoya Biriba Black sapote Canistel Cherimoya Custard apple Feijoa Ilama Jaboticaba	4	Directed Spray	2.5-3.75 pt	Ground: 10 gal	14	Restrictions <ul style="list-style-type: none"> Do not allow spray to contact green stems (except suckers), fruit or foliage. For suckering spray when suckers are 4 to 8 inches tall. Do not graze treated areas. Do not feed cover crops grown in treated areas to livestock. If more than one application is to be made, a minimum of 28 days must be maintained between subsequent applications. Apply only with ground equipment that provides a directed spray. Precautions <ul style="list-style-type: none"> For mature woody weeds, late-germinating weeds and grasses, and perennials, retreatment or spot spraying may be necessary.

Crop	Maximum Number of Applications Per Year	Use Pattern	Gramoxone SL 2.0 Rate Per Acre	Minimum Total Spray Per Acre	Grazing or Preharvest Interval (Days)	Directions
PERENNIAL TROPICAL AND SUB-TROPICAL FRUIT TREES <i>(continued)</i> Longan Lychee Mamey sapote Mango Pawpaw Pomegranate Pulasan Rambutan Sapodilla Soursop Spanish lime Star apple Starfruit Sugar apple Wax jambu White sapote	4	Directed Spray	2.5-3.75 pt	Ground: 10 gal	14	Restrictions <ul style="list-style-type: none"> Do not allow spray to contact green stems (except suckers), fruit or foliage. For suckering spray when suckers are 4 to 8 inches tall. Do not graze treated areas. Do not feed cover crops grown in treated areas to livestock. If more than one application is to be made, a minimum of 28 days must be maintained between subsequent applications. Apply only with ground equipment that provides a directed spray. Precautions <ul style="list-style-type: none"> For mature woody weeds, late-germinating weeds and grasses, and perennials, retreatment or spot spraying may be necessary.
TUBEROUS AND CORM VEGETABLES Arracacha Arrowroot Artichoke, Chinese Artichoke, Jerusalem Canna, edible Chayote (root) Chufa Leren Potato Sweet potato Turmeric Yam bean	3	Preplant or Preemergence Broadcast	1.0-2.0 pt	Ground: 10 gal Air: 5 gal	-	Restrictions <ul style="list-style-type: none"> Apply up to ground cracking, before crop has emerged.
TUBEROUS AND CORM VEGETABLES (California, Washington, Oregon, Idaho only; Used alone) Arracacha Arrowroot Artichoke, Chinese Artichoke, Jerusalem Canna, edible Chayote (root) Chufa Leren Potato Sweet potato Turmeric Yam bean	3	Preplant Broadcast	8.0-16.0 fl oz	Ground: 10 gal Air: 5 gal	-	Precautions <ul style="list-style-type: none"> For control of volunteer barley in preformed seedbeds.

continued...

Crop	Maximum Number of Applications Per Year	Use Pattern	Gramoxone SL 2.0 Rate Per Acre	Minimum Total Spray Per Acre	Grazing or Preharvest Interval (Days)	Directions
TYFON (New Hampshire only)	3	Preplant Preemergence	2.5-4.0 pt	Ground: 10 gal	-	<p>Precautions</p> <ul style="list-style-type: none"> Seeding should be done with a minimum of soil disturbance. Weeds and grasses emerging after treatment will not be controlled. Crop plants emerged at time of application will be injured.
VEGETABLES (SEE CUCURBITS BELOW) (Seeded or Transplanted) Beans (Lima, Snap) Broccoli Cabbage Carrots Cauliflower Cavalo Broccolo Chinese Cabbage Collards Eggplant Endive (Escarole) Groundcherry Lettuce Peas Pepino Peppers Sweet Corn Tomatillo Turnips Tomatoes	3	Preplant Preemergence	2.0-4.0 pt	Ground: 10 gal Air: 5 gal	-	<p>Restrictions</p> <ul style="list-style-type: none"> Applications can be made as a banded or broadcast treatment before, during or after planting but prior to the crop emergence. Do not harvest tomatoes within 30 days after application. <p>Precautions</p> <ul style="list-style-type: none"> Seedbeds or plantbeds should be formed as far ahead of treatment as possible to permit maximum weed emergence. Use the higher rate for heavier weed infestations. Seeding or transplanting should be done with a minimum amount of soil disturbance. Crop plants emerged at time of application will be killed. Can be used in fallow bed/stale seedbed for weed control alone or tank mixed with Goal. Consult the Goal label for a list of weeds controlled, rates of application and precautions.
VEGETABLES, CUCURBITS (Seeded or Transplanted) Cantaloupe Chayote Fruit Chinese Waxgourd Citron Melon Cucumber Gherkin Gourd, Edible <i>Momordica</i> spp. Musk Melons Pumpkin Squash Watermelons	3	Preplant Preemergence	2.0-4.0 pt	Ground: 10 gal Air: 5 gal	-	<p>Restrictions</p> <ul style="list-style-type: none"> Do not exceed 10 pints of Gramoxone SL 2.0 (2.5 lb active ingredient) per acre per season. If multiple applications, allow 14 days between applications. Applications can be made as a banded or broadcast treatment before, during or after planting but prior to the crop emergence. <p>Precautions</p> <ul style="list-style-type: none"> Seedbeds or plantbeds should be formed as far ahead of treatment as possible to permit maximum weed emergence. Use the higher rate for heavier weed infestations. Seeding or transplanting should be done with a minimum amount of soil disturbance. Crop plants emerged at time of application will be killed. Can be used in fallow bed/stale seedbed for weed control.

Crop	Maximum Number of Applications Per Year	Use Pattern	Gramoxone SL 2.0 Rate Per Acre	Minimum Total Spray Per Acre	Grazing or Preharvest Interval (Days)	Directions
VEGETABLES Eggplant Tomatoes Peppers	3	Directed Spray	2.0 pt	Ground: 10 gal	-	<p>Restrictions</p> <ul style="list-style-type: none"> • Use precision directed spray application equipment adjusted to prevent spray contact with crop plants. Do not exceed 30 psi nozzle pressure or spray under conditions which may cause excessive drift. • Apply when weeds are succulent and weed growth is less than 6". • Do not apply more than 3 applications per season. • Do not allow animals to graze in treated areas. • Do not harvest tomatoes within 30 days after application. <p>Precautions</p> <ul style="list-style-type: none"> • For control or suppression of emerged weeds between rows after crop establishment.
VEGETABLES Tomatoes	2	After Final Harvest	2.4-3.75 pt	Ground: 40-120 gal	-	<p>Restrictions</p> <ul style="list-style-type: none"> • DO NOT apply more than a total of 1.875 lb active ingredient (paraquat) per acre per season. <p>Precautions</p> <ul style="list-style-type: none"> • Add NIS containing 75% or more surface active agent at 0.125 v/v (1 pt/100 gal spray solution). • Thorough coverage of the tomato vines is required to ensure maximum herbicide burndown. • Use of dirty or muddy water may deactivate Gramoxone SL 2.0. • To help facilitate removal of Sweet Potato Whitefly, burn tomato vines with propane burners as soon as possible after the vines have dried down sufficiently. • To minimize drift, do not use nozzles or nozzle configurations which produce fine spray droplets (mist).
VEGETABLES (California, Washington, Oregon, Idaho only) Lettuce Melon Sugar Beets Tomatoes	2	Broadcast	0.75-1.0 pt	Ground: 10 gal Air: 5 gal	-	<p>Restrictions</p> <ul style="list-style-type: none"> • Do not harvest tomatoes within 30 days after application. <p>Precautions</p> <ul style="list-style-type: none"> • For control of volunteer barley in preformed seedbeds.
VEGETABLES Rhubarb	2	Dormant	2.5-4.0 pt	Ground: 10 gal	-	<p>Restrictions</p> <ul style="list-style-type: none"> • Apply during dormant season before buds in crown begin to grow. • Do not make more than 2 applications per season.

continued...

ALFALFA

Table 2. New Seedlings - Suppression and control of broadleaf weeds and grasses in new alfalfa seedlings grown for hay (California only)

For Control of:	Rate/Acre	
	For Suppression	For Control
Spikeweed (4 inches tall or less)	8 fl oz	16-24 fl oz
Volunteer Small Grain (8 inches tall or less)	8-16 fl oz	32 fl oz
Fiddleneck (6 inches tall or less)	8-16 fl oz	32 fl oz
Shepherdspurse	16-32 fl oz	-
Annual Bluegrass	-	16-32 fl oz
Chickweed	-	16-32 fl oz
Red Maids (6 inches tall or less)	-	16-32 fl oz

Do not use the 8.0 fl oz rate unless the alfalfa has at least 3 trifoliate leaves; the 16.0 fl oz rate unless the alfalfa has 6 trifoliate leaves; or rates over 16.0 fl oz unless there are 9 trifoliate leaves.

RESIN SOAKING

Pines (Loblolly, Shortleaf, Longleaf, Slash, Virginia, Pond, Pitch, and Spruce Pines)

Tree Selection - Select trees to be treated from stands on sites not subject to periods of extreme drought stress as the desiccating effect of Gramoxone SL 2.0 to pines is accentuated during such periods, causing a reduction in the amount of oleoresin deposited in the xylem. Select trees to be treated from vigorous, nonstagnated stands, either natural or planted. In stagnated stands or commercial timber stands, plan treating with Gramoxone SL 2.0 not sooner than three years after a commercial thinning.

Application Directions - Apply Gramoxone SL 2.0 diluted in water to a suitable wound in the tree trunk to bring the treatment into contact with the xylem (sapwood).

Bark Streaks or Cuts: This type of wound is made using a standard or rotary bark hack or a chainsaw chipping tool employed in naval stores work to remove a single 1-inch wide streak of bark about 1-2 ft from ground level. The total length should not exceed $\frac{1}{3}$ of the tree circumference. Multiple streaks or cuts can result in serious girdling of the trunk and premature death of the tree. A coarse spray (about 1.7-5.0 ml) Gramoxone SL 2.0 solution (1-5% cation, wt/wt basis) should be applied to runoff to the exposed xylem, using a low-pressure sprayer. The amount of spray required per cut depends on tree circumference and the length of cut or streak ($\frac{1}{3}$ of circumference). For a 9-inch diameter tree, 3 ml of spray will cover the 1-inch wide streak. Using 3 ml of a 3 or 6% Gramoxone SL 2.0 solution will result in application of 60 or 120 mg. Gramoxone SL 2.0 per streak.

Time of Treatment: Resin soaking can occur from treatments made any time of the year; however, cool season treatments under nondrought conditions usually result in less severe pine beetle infestations and longer tree life.

Interval Between Treatment and Tree Harvest: The interval between application of Gramoxone SL 2.0 and tree harvest should be a minimum of 6 months and preferably from 12-24 months. Intervals of over 6 months may not be possible under conditions of drought or serious pine beetle attacks, which may make early harvest necessary. The Gramoxone SL 2.0 treatment may encourage beetle attack, or may cause premature death of the tree. Desiccation of the xylem tissue, rather than the desired resin soaking, may occur, and is more likely at higher dosage rates.

Effect on Stem Growth: Gramoxone SL 2.0 treatment can result in reduced stem growth during the interval between treatment and tree harvest.

Dilution Table for Gramoxone SL 2.0 (2.0 lb cation per gallon):	
Concentration of Cation Desired (Wt/Wt Basis)	To 1 Gallon of Gramoxone SL 2.0 Add the Following No. Gal of Water:
0.2%	118.8
0.5%	46.8
1.0%	22.9
2.0%	10.9
3.0%	6.9
4.0%	4.9
5.0%	3.7

Crop	Maximum Number of Applications Per Year	Use Pattern	Gramoxone SL 2.0 Rate Per Acre	Minimum Total Spray Per Acre	Grazing or Preharvest Interval (Days)	Directions
CONSERVATION RESERVE, FEDERAL SET-ASIDE, CONSERVATION COMPLIANCE PROGRAMS (For use in compliance with the Federal Conservation Reserve Program or Federal set-aside programs).	3	Broadcast	2.5-4.0 pt	Ground: 10 gal Air: 5 gal	-	Precautions <ul style="list-style-type: none"> For improved emerged weed control or extended weed control, Gramoxone SL 2.0 may be tank mixed with other herbicides registered for this use. Refer to tank mix herbicide labels for specific directions, limitations, cautions and for a list of weeds controlled.
NONCROP USES	10	Broadcast or Spot Treatment	2.5-4.0 pt	Ground: 10 gal	-	Precautions <ul style="list-style-type: none"> For use in noncrop areas such as public airports, electric transformer stations, pipeline pumping stations, around commercial buildings, storage yards and other installations, fence lines or similar noncrop areas. Avoid contact with the foliage of ornamentals or desired plants.
PASTURE RESEEDING For suppression of existing sod and undesirable emerged broadleaf weeds and grasses prior to or at time of planting grasses or forage legumes	3	Broadcast	1.0-2.0 pt	Ground: 10 gal Air: 5 gal	See specific geographic comments	West of Cascade and Sierra Nevada Mountains Restrictions <ul style="list-style-type: none"> Do not use in areas with heavy sod and weed growth. Precautions <ul style="list-style-type: none"> Apply in October through December after first fall rains and after weeds have emerged and sod has started new growth. For best seeding results, apply on moderately to heavily grazed areas. East of Rocky Mountains Restrictions <ul style="list-style-type: none"> Apply prior to, or at time of seeding grasses or forage legumes. Apply only to grazed or mowed pastures not more than 3" in height at time of treatment. Precautions <ul style="list-style-type: none"> Use the 2.0 pt rate on vigorous or coarse sod species such as brome grass.

continued...

Crop	Maximum Number of Applications Per Year	Use Pattern	Gramoxone SL 2.0 Rate Per Acre	Minimum Total Spray Per Acre	Grazing or Preharvest Interval (Days)	Directions
*For Juniper Species leaf moisture reduction or desiccation prior to Prescribed burning of pastures *Not for use in California.	10	Broadcast	2.0 pt	Air: 5 gal		Restrictions <ul style="list-style-type: none"> Use 2% v/v nonionic surfactant in a minimum of 5 gpa spray solution. Do not graze livestock after application or prior to burning. Precautions <ul style="list-style-type: none"> Use only in conjunction with prescribed burning as recommended and monitored by local SCS or University and Extension Range Specialists. Apply during hot, dry weather conditions (generally July and August). Juniper leaf moisture content should be monitored; however, maximum leaf moisture reduction generally occurs 3-4 weeks after Gramoxone SL 2.0 application. Significant soil moisture and/or wet weather conditions prior to or after application will decrease the potential for Juniper Crown burns. Cool or humid weather conditions also adversely affect leaf moisture reduction.
*Native Pastures *Not for use in California.	2	Broadcast	1.5-1.8 pt	Ground: 10 gal Air: 5 gal		Restrictions <ul style="list-style-type: none"> Apply in spring after 90% node formation of brome species, but before full bloom. Do not apply more than 1.8 pt Gramoxone SL 2.0 per year. Apply only to pastures with no more than 3" of height at time of treatment. Precautions <ul style="list-style-type: none"> Apply Gramoxone SL 2.0 for control of Downy and Japanese Brome. Emerged native perennial grasses will be burned by application, but application after 90% node formation will allow adequate time for native grasses to recover and attain maximum growth in the use season.

Conversion Table Gramoxone SL 2.0 to Be Applied			
Fluid Ounces	Pints	Lb ai	Acres/Gallon
16.0	1.0	0.25	8.00
24.0	1.5	0.375	6.00
32.0	2.0	0.5	4.00
40.0	2.5	0.625	3.20
48.0	3.0	0.75	2.66
56.0	3.5	0.875	2.28
64.0	4.0	1.00	2.00

STORAGE AND DISPOSAL

Do not contaminate water, food, or feed by storage or disposal.

Pesticide Storage

Store at temperatures above 32°F. Store tightly closed in original container and in a locked place away from children and animals.

Pesticide Disposal

Pesticides wastes are acutely hazardous. Improper disposal of excess pesticide, spray mixture, or rinsate is a violation of Federal Law. If these wastes cannot be disposed of by use according to label instructions, contact your State Pesticide or Environmental Control Agency, or the Hazardous Waste representative at the nearest EPA Regional Office for guidance.

Container Handling (less than 120 gallons)

Nonrefillable container: Do not reuse or refill this container. Pressure rinse container promptly after emptying. Pressure rinse as follows: Empty the remaining contents into application equipment or a mix tank using the closed transfer system. While maintaining the closed system connection of this container to the application equipment or mix-tank, activate the pressure rinsing system on the closed system, and rinse at about 40 PSI for at least 45 seconds. Once pressure rinse has been stopped, allow container to drain for additional 30 seconds into the application equipment or mix-tank. Then offer for recycling if available or reconditioning if appropriate or puncture and dispose of in a sanitary landfill or by incineration.



Prior to offering for recycling, but only after the container has been emptied and pressure rinsed, the closed system valve must be removed from the product container. Do Not remove this valve until after the product container has been rinsed and drained as described above. To remove closed system valve, use a mechanical device such as a strap wrench or adjustable pliers to turn the valve counter clockwise until the locking mechanism is released. The closed system valve is removed from the product container by unscrewing the valve in a counter clockwise direction until free from the product container. The closed system valve is not recyclable and should be discarded.

Container Handling (120 gallons or greater)

Refillable container. Refill this container with pesticide only. Do not reuse this container for any other purpose. Cleaning the container before final disposal is the responsibility of the person disposing of the container. Cleaning before refilling is the responsibility of the person refilling. To clean container before final disposal, empty the remaining contents from this container into application equipment or mix tank. Fill the container about 10 percent full with water. Agitate vigorously or recirculate water with the pump for 2 minutes. Pour or pump rinsate into application equipment or rinsate collection system. Repeat this rinsing procedure two more times. Then offer for recycling if available or puncture and dispose of in a sanitary landfill, or by incineration, or by other procedures approved by state and local authorities.

For help with any spill, leak or fire involving this material, call **1-800-888-8372**.

CONTAINER IS NOT SAFE FOR FOOD, FEED OR DRINKING WATER.

AAtrex®, Ambush®, Bicep Magnum®, Bicep II Magnum®, Bicep Lite II Magnum®, Boundary® 6.5EC, Callisto®, Caparol®, Devrinol®, Dual Magnum®, Gramoxone® SL 2.0, Flexstar®, Karate®, Lexar®, Lumax®, Princep®, Reglone®, Solicam®, Zorial®, the ALLIANCE FRAME , , the SYNGENTA Logo, and the PURPOSE ICON are Trademarks of a Syngenta Group Company 

Accelerate® trademark of Cerexagri, Inc.

Authority®, Canopy®, Harmony® Extra, Gemini®, Karmex®, Krovar®, Linex®, Lorox®, Lorox Plus™, Sinbar®, Velpar®, and Viton® trademarks of E. I. du Pont de Nemours & Company, Inc.

Balance®, DEF®, Dropp®, Hoelon®, Prep™ and Sencor® trademarks of Bayer CropScience

Banvel®, Basagran®, Clarity®, Distinct®, Frontier®, Guardsman®, Marksman®, Prowl®, Pursuit®, and Scepter® trademarks of BASF Ag Products

Butoxone® and Cotoran® trademarks of Makhteshim-Agan of North America, Inc.

Butyrac® trademark of Agri Star/Albaugh, Inc.

Command® trademark of FMC Corporation

Cotton-Pro® and Meturon® trademarks of Griffin LLC

Degree™, Degree Xtra™, and Harness® trademarks of Monsanto Agricultural Company

Ethephon® trademark of Micro Flo Company LLC

Folex® trademark of AMVAC Chemical Corporation

Firstrate™, Fultime™, Goal™, Spike®, and Surflan® trademarks of Dow AgroSciences

Harvade® trademark of Uniroyal Chemical Company

©2019 Syngenta

For non-emergency (e.g., current product information), call
Syngenta Crop Protection at 1-800-334-9481.

Manufactured for:
Syngenta Crop Protection, LLC
P. O. Box 18300
Greensboro, North Carolina 27419-8300

**SCP 1431A-L1J 1219
4116527**

RESTRICTED USE PESTICIDE DUE TO ACUTE TOXICITY

FOR RETAIL SALE TO AND USE ONLY BY CERTIFIED APPLICATORS ONLY – NOT TO BE USED BY
UNCERTIFIED PERSONS WORKING UNDER THE SUPERVISION OF A CERTIFIED APPLICATOR.

PARAQUAT DICHLORIDE GROUP 22 HERBICIDE

Gramoxone[®] SL 2.0

Herbicide

A Weed, Grass, and Harvest Aid Desiccant/
Defoliant Herbicide

Active Ingredient: Paraquat dichloride
(1,1'-dimethyl-4,4'-bipyridinium dichloride) 30.1%

Other Ingredients: 69.9%

Total: 100.0%

Gramoxone SL 2.0 contains 2.0 pounds paraquat cation per gallon
as 2.762 pounds paraquat dichloride per gallon.

Gramoxone SL 2.0 contains alerting agent (odor), emetic, and dye.

EPA Reg. No. 100-1431 EPA Est. 100-LA-001

See directions for use in attached booklet.

AGRICULTURAL USE REQUIREMENTS

Use this product only in accordance with its labeling and with
the Worker Protection Standard, 40 CFR part 170. Refer to
supplemental labeling under "Agricultural Use Requirements"
in the Directions for Use section for information about this
standard.

- CORROSIVO TO SKIN AND EYES.
- NEVER TRANSFER THIS PRODUCT INTO FOOD OR BEVERAGE CONTAINERS OR CONTAINERS NOT EXPLICITLY INTENDED FOR PESTICIDES.
- READ ENTIRE LABEL PRIOR TO USING THIS PRODUCT.
- IN THE CASE OF AN ACCIDENT, SEEK IMMEDIATE MEDICAL ATTENTION. SYMPTOMS ARE PROLONGED, PAINFUL, AND CAN BE FATAL.

- CORROSIVO PARA LA PIEL Y LOS OJOS.
- NUNCA TRANSFERA ESTE PRODUCTO A RECIPIENTES PARA COMIDA O DE BEBIDAS O RECIPIENTES NO EXPLICITAMENTE PREVISTOS PARA PLAGUICIDAS.
- LEA LA ETIQUETA COMPLETA ANTES DE USAR ESTE PRODUCTO.
- EN CASO DE ACCIDENTE, BUSQUE ATENCIÓN MÉDICA INMEDIATA. LOS SÍNTOMAS SON PROLONGADOS, DOLOROSOS Y PUEDEN SER MORTALES.

Gramoxone[®] SL 2.0 and the Syngenta logo are
trademarks of a Syngenta Group Company

©2019 Syngenta

Manufactured for:
Syngenta Crop Protection, LLC
P. O. Box 18300
Greensboro, NC 27419-8300

SCP 1431A-L1J 1219
4116527

2.5 gallons Net Contents

**KEEP OUT OF REACH OF
CHILDREN / MANTENER
FUERA DEL
ALCANCE DE
LOS NIÑOS.**



**DANGER / POISON
PELIGRO / VENENO**

Si usted no entiende la etiqueta, busque a alguien para que se le
explique a usted en detalle. (If you do not understand the label,
find someone to explain it to you in detail.)

FIRST AID Contains Paraquat, a Bipyridylum Herbicide
If swallowed: **SPEED IS ESSENTIAL.** Immediate medical attention
is required. If available, give an adsorbent such as activated charcoal,
bentonite or Fuller's Earth. Call a poison control center or
doctor immediately for treatment advice. Do not give anything by
mouth to an unconscious person. If inhaled: Move person to fresh
air. The odor of this product is from the alerting agent, which has
been added, not from the paraquat. If person is not breathing,
call 911 or an ambulance. Call a poison control center or doctor
for further treatment advice. If in eyes: Hold eye open and rinse
slowly and gently with clean water for 15-20 minutes. Remove
contact lenses, if present, after the first 5 minutes, then continue
rinsing eye. Call a poison control center or doctor for treatment
advice. If on skin or clothing: Take off contaminated clothing.
IMMEDIATELY wash the affected area with soap and water and
rinse for 15-20 minutes. Prolonged contact will cause severe irritation.
Contact with irritated skin or a cut or repeated contact with
intact skin may result in poisoning. GET MEDICAL ATTENTION. Call
a poison control center or doctor for treatment advice.

NOTE TO PHYSICIAN: Refer to the booklet "Paraquat Poisoning,
A Practical Guide to Diagnosis, First Aid and Hospital Treatment"
(<http://www4.syngenta.com/what-we-do/crops-and-products/paraquat-safety>). Administer either activated charcoal (100g for
adults or 2g/kg body weight in children) or Fuller's Earth (15%
solution; 1 liter for adults or 15ml/kg body weight in children).
NOTE: The use of gastric lavage without administration of
an adsorbent has not shown any clinical benefit. Do not use
supplemental oxygen. Eye splashes from concentrated material
should be treated by an eye specialist after initial treatment.
With the possibility of late onset corneal ulceration, it is advised
that patients with paraquat eye injuries are reviewed by an eye
specialist the day after first presentation. Use treatment that is
appropriate for chemical burns. Intact skin is an effective barrier
to paraquat, however contact with irritated or cut skin or
repeated contact with intact skin may result in poisoning.
Have the product container or label with you when calling a
poison control center or doctor, or going for treatment.

HOT LINE NUMBER: For 24-Hour Medical Emergency Assistance
(Human or Animal) Or Chemical Emergency Assistance (Spill, Leak,
Fire or Accident) Call 1-800-888-8372.

PRECAUTIONARY STATEMENTS

HAZARDS TO HUMANS AND DOMESTIC ANIMALS

May be fatal if swallowed. Fatal if inhaled. Do not breathe spray
mist. Causes substantial but temporary eye injury. Harmful if
absorbed through skin. Do not get in eyes, on skin, or on clothing.
Wash thoroughly with soap and water after handling and before
eating, drinking, chewing gum, using tobacco or using the toilet.
Remove and wash contaminated clothing before wearing again.

IMPORTANT: Inhalation is an unlikely route of exposure due to
low vapor pressure and large spray droplet size, but mucosal
irritation or nose bleeds may occur. Prolonged contact with this
concentrated product can irritate your skin.

Environmental Hazards: Wildlife: This product is toxic to wildlife.
Do not apply directly to water or to areas where surface water
is present or to intertidal areas below the mean high water
mark. Do not contaminate water when cleaning equipment or
disposing of equipment washwaters or rinsate. **Drift:** Gramoxone
SL 2.0 is a contact herbicide that desiccates all green plant tissue.
Paraquat dichloride is a nonselective herbicide and will cause
damage to nontarget crops and plants if off-target movement
occurs. Extreme care must be taken to ensure that off-target
drift is minimized to the greatest extent possible. Do not apply
under conditions involving possible drift to food, forage, or
other plantings that might be damaged or the crops thereof
rendered unfit for sale, use, or consumption. Do not apply when
weather conditions favor drift from treated areas. To avoid
drift, do not make aerial applications during periods of thermal
inversion. Refer to the local state laws, regulations, guidelines
and spray drift information contained in the Directions for Use
section for proper application to avoid off-target movement.
Physical and Chemical Hazards: This product is mildly corrosive to
aluminum and produces hydrogen gas which may form a highly
combustible gas mixture. Do not mix or store in containers, spray
tanks, nurse tanks, or such systems made of aluminum or having
aluminum fittings. This product is compatible with high density
polyethylene and rubber lined steel containers. Do not mix or
allow coming into contact with oxidizing agents. Hazardous
chemical reaction may occur.

STORAGE AND DISPOSAL

Do not contaminate water, food, or feed by storage or disposal.
Pesticide Storage: Store at temperatures above 32°F.
Store tightly closed in original container and in a locked place
away from children and animals. **Pesticide Disposal:** Pesticides
wastes are acutely hazardous. Improper disposal of excess pesticide,
spray mixture, or rinsate is a violation of Federal Law. If these
wastes cannot be disposed of by use according to label
instructions, contact your State Pesticide or Environmental
Control Agency, or the Hazardous Waste representative at the
nearest EPA Regional Office for guidance. **Container Handling**
[less than 120 gallons]: Nonrefillable container. Do not reuse or
refill this container. Pressure rinse container promptly after
emptying. Pressure rinse as follows: Empty the remaining
contents into application equipment or a mix tank using the
closed transfer system. While maintaining the closed system
connection of this container to the application equipment or
mix-tank, activate the pressure rinsing system on the closed
system, and rinse at about 40 PSI for at least 45 seconds. Once
pressure rinse has been stopped, allow container to drain
for additional 30 seconds into the application equipment or
mix-tank. Then offer for recycling if available or reconditioning
if appropriate or puncture and dispose of in a sanitary
landfill or by incineration. Prior to offering for recycling,
but only after the container has been emptied and pressure
rinsed, the closed system valve must be removed from the
product container. Do Not remove this valve until after the
product container has been rinsed and drained as described
above. To remove closed system valve, use a mechanical
device such as a strap wrench or adjustable pliers to turn
the valve counter clockwise until the locking mechanism is
released. The closed system valve is removed from the product
container by unscrewing the valve in a counter clockwise
direction until free from the product container. The closed
system valve is not recyclable and should be discarded. For
help with any spill, leak or fire involving this material, call
1-800-888-8372. **CONTAINER IS NOT SAFE FOR FOOD, FEED
OR DRINKING WATER.**




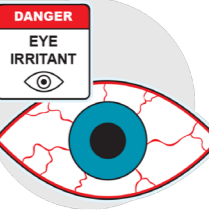


For containers less than 120 gallons

This product must only be removed from the original container
with a closed transfer system. Any subsequent transfer of this
product must utilize a closed transfer system. Any attempt to
circumvent the closed transfer system prior to complete removal
of the product and rinsing of the product container as described
in the Storage and Disposal Section of this label is prohibited.

syngenta[®]



Product Package Safety Requirements

<p>NEVER TRANSFER THIS PRODUCT INTO FOOD OR BEVERAGE CONTAINERS OR CONTAINERS NOT EXPLICITLY INTENDED FOR PESTICIDES.</p>	<p>NUNCA TRANSFIERA ESTE PRODUCTO A RECIPIENTES PARA COMIDA O DE BEBIDAS O RECIPIENTES NO EXPLÍCITAMENTE PREVISTOS PARA PLAGUICIDAS.</p>	
<p>ONE SIP CAN KILL.</p>	<p>UN SORBO PUEDE CAUSAR LA MUERTE.</p>	
<p>CONTACT WITH SKIN MAY RESULT IN POISONING.</p>	<p>EL CONTACTO CON LA PIEL PUEDE CAUSAR ENVENENAMIENTO.</p>	
<p>EXPOSURE TO EYES MAY CAUSE SUBSTANTIAL EYE INJURY.</p>	<p>EXPOSICIÓN A LOS OJOS PUEDE CAUSAR LESIONES SUSTANCIALES EN LOS OJOS.</p>	
<p>PARAQUAT SHOULD ALWAYS BE STORED TIGHTLY CLOSED IN ORIGINAL CONTAINER, AND IN A LOCKED PLACE AWAY FROM CHILDREN AND ANIMALS.</p>	<p>EL PARAQUAT DEBE ALMACENARSE SIEMPRE CERRADO EN SU RECIPIENTE ORIGINAL, Y EN UN LUGAR CERRADO, ALEJADO DE NIÑOS Y ANIMALES.</p>	
<p>READ ENTIRE LABEL PRIOR TO USING THIS PRODUCT.</p>	<p>LEA LA ETIQUETA COMPLETA ANTES DE USAR ESTE PRODUCTO.</p>	

SCP 1431A-L13 1118 4113388







Place Booklet Here

Please remove before printing.
Retirez s'il vous plait avant l'impression
Por favor, eliminar antes de imprimir.

Gramoxone SL 2.0

contains the active ingredient paraquat dichloride (paraquat). People have died from accidentally drinking paraquat containing products that had been transferred into a beverage container, such as a water bottle or other drink bottle. It is also highly corrosive and can cause severe skin and eye damage including 3rd degree burns. Inhalation exposure may result in serious respiratory effects. FATAL if swallowed or inhaled.

Proper storage and handling

 <p>NEVER TRANSFER GRAMOXONE SL 2.0 INTO FOOD OR BEVERAGE CONTAINERS OR CONTAINERS NOT EXPLICITLY INTENDED FOR GRAMOXONE SL 2.0.</p>	 <p>ONE SIP CAN KILL.</p>	 <p>CONTACT WITH SKIN MAY RESULT IN POISONING.</p>	 <p>EXPOSURE TO EYES MAY CAUSE SUBSTANTIAL EYE INJURY.</p>	 <p>PARAQUAT SHOULD ALWAYS BE STORED TIGHTLY CLOSED IN ORIGINAL CONTAINER, AND IN A LOCKED PLACE AWAY FROM CHILDREN AND ANIMALS.</p>	 <p>READ ENTIRE LABEL PRIOR TO USING THIS PRODUCT.</p>
------------------------------------------------------------------------------------------------------------------------------------------------------------------------------------------------------------------------------	-------------------------------------------------------------------------------------------------------------------	--------------------------------------------------------------------------------------------------------------------------------------------	------------------------------------------------------------------------------------------------------------------------------------------------------	--------------------------------------------------------------------------------------------------------------------------------------------------------------------------------------------------------------------------------	--------------------------------------------------------------------------------------------------------------------------------------------------

DISREGARDING LABEL DIRECTIONS IS A VIOLATION OF FEDERAL LAW AND IS PUNISHABLE AS SUCH.

Requirements for Use

- **TO PREVENT SEVERE INJURY OR DEATH, FOLLOW ALL LABEL REQUIREMENTS.**
- **TO BE USED BY CERTIFIED APPLICATORS ONLY – NOT TO BE USED BY NONCERTIFIED PERSONS WORKING UNDER THE SUPERVISION OF A CERTIFIED APPLICATOR.**
- Applicators and other handlers (other than Mixers and Loaders) must wear long-sleeve shirt and long pants, shoes plus socks, protective eyewear, chemical-resistant gloves (made of: barrier laminate, butyl rubber ≥ 14 mils, nitrile rubber ≥ 14 mils, neoprene rubber ≥ 14 mils, natural rubber ≥ 14 mils, polyethylene, polyvinyl chloride (PVC) ≥ 14 mils, or Viton® ≥ 14 mils), and a NIOSH-approved particulate respirator with any N, R, or P filter, NIOSH approval number prefix TC-84A, or a NIOSH-approved powered air-purifying respirator with an HE filter with NIOSH approval number prefix TC-21C.
- Mixers and Loaders must wear long-sleeve shirt and long pants, shoes plus socks, chemical-resistant gloves (made of: barrier laminate, butyl rubber ≥ 14 mils, nitrile rubber ≥ 14 mils, neoprene rubber ≥ 14 mils, natural rubber ≥ 14 mils, polyethylene, polyvinyl chloride (PVC) ≥ 14 mils, or Viton® ≥ 14 mils), chemical-resistant apron, face shield, and a NIOSH-approved particulate respirator with any N, R, or P filter, NIOSH approval number prefix TC-84A, or a NIOSH-approved powered air-purifying respirator with an HE filter with NIOSH approval number prefix TC-21C.
- Remove clothing/PPE immediately if pesticide gets inside. Then wash thoroughly and put on clean clothing.
- Remove and wash contaminated clothing before wearing again.
- Discard clothing and other absorbent materials that have been drenched or heavily contaminated with paraquat. Do not reuse them. Follow the manufacturer's instructions for cleaning/maintaining PPE. If no such instructions for washing PPE exists, use detergent and hot water.
- Keep and wash PPE separately from other laundry.
- Refer to the product label for more information.
- **DO NOT** tank mix this product with any pest control products other than those listed on the Gramoxone SL 2.0 label. Gramoxone SL 2.0 is compatible with the tank mix partners listed on this label.

First Aid

- **If swallowed: SPEED IS ESSENTIAL. Immediate medical attention is required.** Administer either activated charcoal (100g for adults or 2g/kg body weight in children) or Fuller's Earth (15% solution; 1 liter for adults or 15ml/kg body weight in children). **DO NOT USE SUPPLEMENTAL OXYGEN.** Call a poison control center or doctor **IMMEDIATELY** for treatment advice. Do not give anything by mouth to an unconscious person.
- **If inhaled:** Move person to fresh air. The odor of this product is from the alerting agent, which has been added, not from the paraquat. If person is not breathing, call 911 or an ambulance. Call a poison control center or doctor for further treatment advice.
- **If in eyes:** Hold eye open and rinse slowly and gently with clean water for 15-20 minutes. Remove contact lenses, if present, after the first 5 minutes, then continue rinsing eye. Call a poison control center or doctor for treatment advice.
- **If on skin or clothing:** Take off contaminated clothing. **IMMEDIATELY** wash the affected area with soap and water and rinse for 15-20 minutes. Prolonged contact will cause severe irritation. Contact with irritated skin or a cut or repeated contact with intact skin may result in poisoning. **GET MEDICAL ATTENTION.** Call a poison control center or doctor for treatment advice.
- Have the product container or label with you when calling a poison control center or doctor, or going for treatment.

Please refer to the product label for further information.

For 24-hour medical emergency assistance (human or animal) or chemical emergency assistance (spill, leak, fire or accident) call 1-800-888-8372.




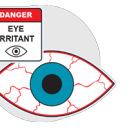


For non-emergency call 1-800-334-9481.

FOLDS HERE

11"

Gramoxone SL 2.0 contiene el ingrediente activo dicloruro de paraquat (paraquat). Hay personas que han muerto por beber accidentalmente productos que contienen paraquat que se habían transferido a un recipiente de bebidas, como una botella de agua u otra botella de bebida. También es altamente corrosivo y puede causar daños graves en la piel y los ojos, incluyendo quemaduras de tercer grado. La exposición por inhalación puede provocar efectos respiratorios graves. FATAL si se ingiere o inhala.

Almacenamiento y manejo adecuados

 <p>NUNCA TRANSFIERA ESTE PRODUCTO A CONTENEDORES O ENVASES DE ALIMENTOS O BEBIDAS NO DESTINADOS EXPLÍCITAMENTE PARA PLAGUICIDAS.</p>	 <p>UN SORBO PUEDE CAUSAR LA MUERTE.</p>	 <p>EL CONTACTO CON LA PIEL PUEDE RESULTAR EN ENVENENAMIENTO.</p>	 <p>LA EXPOSICIÓN A LOS OJOS PUEDE CAUSAR LESIONES GRAVES A LOS OJOS.</p>	 <p>EL PARAQUAT DEBE ALMACENARSE SIEMPRE CERRADO EN SU RECIPIENTE ORIGINAL, Y EN UN LUGAR CERRADO, ALEJADO DE NIÑOS Y ANIMALES.</p>	 <p>LEA LA ETIQUETA COMPLETA ANTES DE USAR ESTE PRODUCTO.</p>
-------------------------------------------------------------------------------------------------------------------------------------------------------------------------------------------------------------------------------	----------------------------------------------------------------------------------------------------------------------------------	-----------------------------------------------------------------------------------------------------------------------------------------------------------	---------------------------------------------------------------------------------------------------------------------------------------------------------------------	-------------------------------------------------------------------------------------------------------------------------------------------------------------------------------------------------------------------------------	---------------------------------------------------------------------------------------------------------------------------------------------------------

NO SEGUIR LAS INDICACIONES DE LA ETIQUETA REPRESENTA UNA INFRACCIÓN DE LA LEY FEDERAL Y ES PENADO COMO TAL.

Requisitos de uso

- **PARA EVITAR LESIONES GRAVES O LA MUERTE, SIGA TODOS LOS REQUERIMIENTOS DE LA ETIQUETA.**
- **PARA SER UTILIZADO SOLO POR APLICADORES CERTIFICADOS: NO DEBE SER UTILIZADO POR PERSONAS NO CERTIFICADAS QUE TRABAJAN BAJO LA SUPERVISIÓN DE UN APLICADOR CERTIFICADO.**
- Los aplicadores y otras personas que lo manipulen (que no sean mezcladores y cargadores) deben usar camisa de manga larga y pantalones largos, zapatos con calcetines, gafas protectoras, guantes resistentes a productos químicos (hechos de: barrera laminada, goma de butilo ≥ 14 milésimas de pulgada, goma de nitrilo ≥ 14 milésimas de pulgada, goma de neopreno ≥ 14 milésimas de pulgada, goma natural ≥ 14 milésimas de pulgada, polietileno, cloruro de polivinilo (PVC) ≥ 14 milésimas de pulgada o Viton® ≥ 14 milésimas de pulgada), y un respirador de partículas aprobado por NIOSH para polvo/niebla con cualquier filtro N, R o P, prefijo de número de aprobación NIOSH TC-84A, o un respirador purificador de aire con aprobación NIOSH con filtro HE con prefijo de número de aprobación NIOSH TC-21C.
- Los mezcladores y cargadores deben utilizar camisa de manga larga y pantalones largos, zapatos con calcetines, guantes resistentes a productos químicos (hechos de: barrera laminada, goma de butilo ≥ 14 milésimas de pulgada, goma de nitrilo ≥ 14 milésimas de pulgada, goma de neopreno ≥ 14 milésimas de pulgada, goma natural ≥ 14 milésimas de pulgada, polietileno, cloruro de polivinilo (PVC) ≥ 14 milésimas de pulgada o Viton® ≥ 14 milésimas de pulgada), un delantal resistente a productos químicos, protector facial y un respirador de partículas aprobado por NIOSH para polvo/niebla con cualquier filtro N, R o P, prefijo de número de aprobación NIOSH TC-84A, o un respirador purificador de aire con aprobación NIOSH con filtro HE con prefijo de número de aprobación NIOSH TC-21C.
- Qúitese la ropa o equipo de protección personal inmediatamente si se impregna de pesticida. Luego lávese bien y póngase ropa limpia.
- Retire y lave la ropa contaminada antes de volver a usarla.
- Deseche la ropa y otros materiales absorbentes empapados o fuertemente contaminados con paraquat. No los reutilice. Siga las instrucciones del fabricante para limpiar y mantener el EPP. Si no existen tales instrucciones para lavar el EPP, use detergente y agua caliente.
- Mantenga y lave el EPP por separado de la otra ropa.
- Consulte la etiqueta del producto para más información.
- **NO** mezcle en tanque este producto con ningún otro producto para el control de plagas que no esté incluido en la etiqueta Gramoxone SL 2.0. Gramoxone SL 2.0 es compatible con los socios de mezcla de tanque listados en esta etiqueta.

Primeros auxilios

- **Si se ingiere: LA RAPIDEZ ES ESENCIAL. Se requiere atención médica inmediata.** Administre carbón activado (100 g para adultos o 2 g/kg de peso corporal en niños) o Fuller's Earth (solución al 15 %, 1 litro para adultos o 15 ml/kg de peso corporal en niños). **NO USE OXÍGENO COMPLEMENTARIO.** Llame a un centro de control de envenenamiento o a un médico **INMEDIATAMENTE** para recibir asesoramiento sobre el tratamiento. No administre nada por vía oral a una persona inconsciente.
- **Si se inhala:** Mueva a la persona al aire fresco. El olor de este producto proviene del agente de alerta, que se ha agregado, no del paraquat. Si la persona no respira, llame al 911 o a una ambulancia. Para recibir instrucciones adicionales respecto al tratamiento a seguir, llame a un médico o a un centro de control de envenenamiento.
- **Si entra en contacto con los ojos:** Mantenga los ojos abiertos y enjuague lenta y suavemente con agua limpia durante 15-20 minutos. Si el afectado usa lentes de contacto, espere cinco minutos antes de retirarlos; entonces, continúe enjuagando el ojo. Llame a un médico o a un centro de control de envenenamiento para recibir instrucciones respecto al tratamiento a seguir.
- **Si entra en contacto con la piel o la ropa:** Qúitese la ropa contaminada. Lave **INMEDIATAMENTE** la zona afectada con agua y jabón y enjuague durante 15-20 minutos. El contacto prolongado causará irritación grave. El contacto con la piel irritada o un corte o contacto repetido con la piel intacta puede provocar intoxicación. **OBTENGA ATENCIÓN MÉDICA.** Llame a un médico o a un centro de control de envenenamiento para recibir instrucciones respecto al tratamiento a seguir.
- Tenga a la mano el envase del producto o su etiqueta cuando llame al centro de control de envenenamiento, al médico o al buscar tratamiento.

Consulte la etiqueta del producto para obtener más información.

Para asistencia de emergencia médica las 24 horas (humanos o animales) o asistencia de emergencia química (derrames, fugas, incendios o accidentes) llame al 1-800-888-8372.

Para casos que no son de emergencia llame al 1-800-334-9481.

SCP 1431A-L15A 1119 4113942

USA

DESCRIPTION:
LABEL, PRESSURE SENSITIVE

DRAWING SCALE:
1:1

892716

Please remove before printing.
Retirez s'il vous plaît avant l'impression.
Por favor, eliminar antes de imprimir.



10053-L1054575 10-04-19 SCP 01-00 (10-08-19)

Gramoxone – Cap Sticker – Mech

SCP 10053...

AGI 892716

Print size – 1.75" diameter

Pantone colors – Pantone Black, PMS 186