

**FEEDS FOR A
FAST GREEN-UP
AFTER WINTER**



Turf Builder®

**HALTS® CRABGRASS PREVENTER
AND LAWN FOOD_B**

*Previene el zacate mano de
cangrejo, más fertilizante para el césped*

**STOPS CRABGRASS
BEFORE IT INVADES
AND PROTECTS ALL SEASON**

Builds strong, deep grass roots



**STOPS CRABGRASS
BEFORE IT INVADES
AND PROTECTS ALL SEASON**



**COVERS 5,000 SQ FT
NET WT./PESO NETO
13.35 lb (6.06 kg)**

NOT FOR NEWLY SEEDED AREAS

ACTIVE INGREDIENT:
Pendimethalin..... 1.29%
OTHER INGREDIENTS..... 98.71%
Total..... 100.00%
1CAS #40487-42-1

**KEEP OUT OF REACH OF CHILDREN
CAUTION** SEE BACK PANEL FOR ADDITIONAL
PRECAUTIONARY STATEMENTS.

**MANTENER FUERA DEL ALCANCE DE LOS NIÑOS
PRECAUCION** CONSULTE EL PANEL POSTERIOR PARA CONOCER
LOS AVISOS DE PRECAUCION ADICIONALES.

90% SIZE
12-digit UPC-A
(non-suppressed)
For Position Only

0 32247 33000 8

PROOF OF PURCHASE:
UPC 0-32247-33000-8

33000

1



Turf Builder®
HALTS® CRABGRASS PREVENTER
AND LAWN FOOD_B

30-0-4



Scotts

DIRECTIONS FOR USE
INSTRUCCIONES DE USO

It is a violation of Federal law to use this product in a manner inconsistent with its labeling. This product applies 1.5 lbs of pendimethalin per acre. Do not apply more than twice a year.

Scotts® QUICK START GUIDE: You're Just Three Simple Steps Away From A Beautiful Scotts® Lawn!
Guía de inicio rápido de Scotts®: ¡Está a sólo tres sencillos pasos de tener un hermoso césped con Scotts®!

FILL & SET SPREADER
Llenar y ajustar el esparcidor



Scotts® Broadcast / Rotary Spreaders 4 1/2
Español: 4 1/2
Scotts® Drop Spreaders 7 1/4
Español: 7 1/4



Scotts® Drop Spreaders 7 1/4
Español: 7 1/4

This package applies 2.67 pounds of product per 1,000 sq. ft.
Con este paquete, se aplican 1.2 kg de producto por cada 93 metros cuadrados.



APPLY
Aplicar

- Apply in early spring, before the 3rd or 4th mowing.
Apply when lawn is dry and before temperatures are regularly in the 80s.
For even application walk at a steady pace slightly overlapping each pass.
Scotts® Drop Spreaders: Align hopper arrow with previous wheel track.
Scotts Broadcast/Rotary Spreaders: Line up each pass approximately 5 ft. from wheel track.
Aplicar a principios de la primavera, antes del 3° o 4° corte de césped.
Aplicar cuando el césped está seco y antes de que la temperatura alcance los 27 °C.
Para lograr una aplicación uniforme, camine a un ritmo regular superponiendo ligeramente cada pasada.
Español: 5 ft.
Español: 5 ft.
Español: 5 ft.
Español: 5 ft.



CLEAN-UP
Limpiar

Sweep product from hard surfaces onto the lawn keeps valuable feeding nutrients on the grass.
Barra el producto derramado en las superficies duras hacia el césped para mantener los valiosos nutrientes sobre el césped.

YOU'RE DONE! WHAT'S NEXT?

¡Listo! ¿Qué sigue?
Do not enter or allow others to enter the treated area until dust has settled. Do not apply the product in a way that will contact any person or pet, either directly or through drift. Keep people and pets out of the area during application.
Other Things You Should Know
For best results the lawn should receive 1/4 to 1/2 inch of water from rainfall or watering within 2-3 days after application.
Rain, snow or freezing weather will not affect the performance of this product.
Do not use on driveways or longways lanes.
This product controls crabgrass in its early stages of growth. It does not control mature crabgrass and other existing weeds.
IMPORTANT: Do not mow or water for 4 months after application to avoid disturbing the layer of soil in which the Scotts® Turf Builder® Halts® Crabgrass Preventer and Lawn Food® is located.
Do not mow or water for 4 months following application. The Scotts® Turf Builder® Halts® Crabgrass Preventer and Lawn Food® in the soil will prevent grass seed from sprouting.
Do not apply to newly seeded or sodded areas until after the 4th mowing. On newly sprigged grass, wait 5 months before application.
No ingresar a la zona tratada hasta que el polvo se haya asentado, ni permitir que otros lo hagan. No aplicar este producto de forma que entre en contacto con otras personas o mascotas, ya sea directamente o a través de la deriva del producto. Durante la aplicación, mantenga alejado del área a las personas y a las mascotas.
OTRAS COSAS QUE DEBE SABER
Para obtener mejores resultados, el césped debe recibir de 6/4 a 1/27 mm de agua de lluvia o riego 2 o 3 días después de la aplicación.
El riego de este producto no se va a afectar por la nieve, la lluvia o las heladas frías.
Este producto controla el zacate nuevo de crecimiento en sus primeras etapas de crecimiento. No controla el zacate nuevo de crecimiento o demás malezas existentes.
IMPORTANTE: Para no romper la capa del suelo a la que se aplicó Scotts® Turf Builder® Halts® Crabgrass Preventer and Lawn Food®, no cortar ni regar durante 4 meses luego de la aplicación.
El Scotts® Turf Builder® Halts® Crabgrass Preventer and Lawn Food® en el suelo evitará que germinen las semillas de césped.
No aplicar en zonas recientemente sembradas o cubiertas de césped hasta después del 4° corte de césped. En las zonas recién sembradas o cubiertas de césped, no riego ni agua 5 meses antes de aplicar el producto.
Questions? Call 1-800-543-TURF
www.scotts.com
¿Preguntas? Llame al 1-800-543-TURF

PREVENTS

GRASSY WEEDS

Barnyard grass
Crabgrass, large
Crabgrass, smooth

BROADLEAF WEEDS

Chickweed
Oxalis (yellow woodsorrel)
Spurge (prostrate)*

* For control a repeat treatment is recommended after 6-8 weeks.

TIPS FOR LAWCARE SUCCESS



Feed Regularly

Regular feedings provide the nutrients your lawn needs to look its best and withstand the stresses of weeds, heat, drought & family activity.

Benefits of Multiple Feedings



1 ANNUAL FEEDING 2-3 ANNUAL FEEDINGS 4 ANNUAL FEEDINGS



Mow and Leave the Grass Clippings on Your Lawn

Mowing high allows the grass to develop a deep root system & helps your lawn use water more effectively. Grass clippings recycle the plant nutrients back into the soil.



Conserve Water

Well-fed lawns are more efficient at using available water. Feeding with Scotts® lawn food helps grow a thick lawn with more roots to better absorb water and nutrients than an unfed lawn. This helps protect your lawn against heat, drought and other stresses. Remember your lawn will begin to wilt when water is needed. As much as possible take advantage of nature's sprinkler and rely on the rain to water your lawn.

SCOTT'S® RECOMMENDED FEEDING ROUTINE



EARLY SPRING

An early spring feeding helps grass green-up after winter. You should feed around the first time you mow your grass.



LATE SPRING

Feeding now prepares grass for summer stress by thickening the blades on top and building deep roots below.



EARLY FALL

An early fall feeding replenishes the nutrients lost in the harsh summer months for quicker recovery. You should feed when your grass comes out of dormancy.



LATE FALL

Late fall is the best feeding time because it builds strong deep roots and prepares grass for winter. You should feed when all the leaves have fallen.

Florida Annual Fertilizer Applications: On centipede lawns, do not exceed rate of 2 lbs. of Nitrogen per 1,000 sq. ft. in the north and 3 lbs. of Nitrogen per 1,000 sq. ft. in the central and south. On Bahia lawns, do not exceed rate of 3 lbs. of Nitrogen per 1,000 sq. ft. in the north.

Scotts® & Your Environment

We care. Scotts® products are designed with care to grow a thicker, greener lawn. A Green Lawn is a Good Lawn - A healthy lawn can clean the air, produce oxygen and prevent runoff and soil erosion. You can make a difference - Help keep our water resources clean. Apply this product only to your lawn, and sweep any product that lands in the driveway, sidewalk or street back onto your lawn.

PRECAUTIONARY STATEMENTS

Hazards to Humans and Domestic Animals
CAUTION: Harmful if absorbed through the skin. Causes moderate eye irritation. Avoid contact with eyes, skin or clothing.
USER SAFETY RECOMMENDATIONS: User should wash hands before eating, drinking, chewing gum, or using the toilet. User should remove clothing immediately if pesticide gets inside. Then wash thoroughly and put on clean clothing.

FIRST AID

IF IN EYES: Hold eye open and rinse slowly and gently with water for 15-20 minutes. Remove contact lenses, if present, after first 5 minutes, then continue rinsing eye.
IF ON SKIN OR CLOTHING: Take off contaminated clothing. Rinse skin immediately with plenty of water for 15-20 minutes.
IF SWALLOWED: Call a poison control center or doctor immediately for treatment advice. Have person sip a glass of water if able to swallow. Do not induce vomiting unless told to do so by a poison control center or doctor. Do not give anything by mouth to an unconscious person.
IF INHALED: Move person to fresh air. If person is not breathing, call 911 or an ambulance, then give artificial respiration, preferably by mouth-to-mouth, if possible.
Call a poison control center or doctor for treatment advice. Have the product container or label with you when calling poison control center or doctor, or going for treatment. Call 1-800-543-TURF (8873).

ENVIRONMENTAL HAZARDS: This pesticide is toxic to fish. Runoff from treated areas may be hazardous to aquatic organisms in neighboring areas. To protect the environment, do not allow pesticide to enter or run off into storm drains, drainage ditches, gutters or surface waters. Applying this product in calm weather when rain is not predicted for the next 24 hours will help to ensure that wind or rain does not blow or wash pesticide off the treatment area. Sweeping any product that lands on a driveway, sidewalk, or street, back onto the treated area of the lawn or garden will help to prevent run off to water bodies or drainage systems. In case of spills, either collect for use or dispose of properly. STAINING NOTE: Can cause staining to cement, stone, metallic surfaces (such as automobiles and garden furniture), clothing or shoes. If contact occurs, brush off particles to prevent staining and / or unwanted tracking into the house. If necessary, rinse off with water.

STORAGE AND DISPOSAL

PESTICIDE STORAGE: Store in a clean, dry place. Reseal opened bag by folding top down and securing.
PESTICIDE AND CONTAINER DISPOSAL: Nonrefillable container. Do not reuse or refill this container.
If empty: Place in trash or other for recycling if available. If partly filled: Call your local solid waste agency for disposal instructions. Never place unused product down any indoor or outdoor drain.

Scotts® Turf Builder® Halts® Crabgrass Preventer and Lawn Food, 30-0-4 F643

GUARANTEED ANALYSIS

Total Nitrogen (N) 30%
30% Urea Nitrogen*
Soluble Potash (K2O) 4%
Derived from statement: Urea, Polymer coated Urea, Potassium Chloride.
* Contains 7.4% slowly available Nitrogen from coated Urea.

EPA Reg. No. 538-19C
EPA Est. No. 538-0H-1*, 538-0H-2*, 86562-0H-1*
Superscript used is first letter of run code on end of container.

QUESTIONS / INFORMATION
Preguntas/Información

SMG Sold and Guaranteed By:
The Scotts Company
14111 Scottslawn Rd.
Marysville, OH 43041

Questions? Call 1-800-543-8873
Information regarding the content and levels of metals in this product is available on the internet at http://www.regulatory-info-sc.com

La información relacionada con los contenidos y los niveles de metales de este producto está disponible en Internet en http://www.regulatory-info-sc.com
©2013 The Scotts Company LLC
World rights reserved.

AVISOS DE PRECAUCION

Riesgos para humanos y animales domésticos
PRECAUCION: Este producto es nocivo si se absorbe por la piel. Causa irritación moderada a los ojos. Evite el contacto con la piel, los ojos o la ropa.
RECOMENDACIONES DE SEGURIDAD PARA EL USUARIO: Lávese bien las manos antes de comer, beber, fumar, chupar chicle, utilizar tabaco o usar instalaciones sanitarias. Si el pesticida entra en la ropa, debe quitársela inmediatamente. Luego, lávese bien y póngase ropa limpia.

PRIMEROS AUXILIOS

SI EL PRODUCTO ENTRA EN LOS OJOS: Mantenga los ojos abiertos y enjuague con agua lentamente, con cuidado, durante 15 a 20 minutos. Si una lente de contacto, retirela después de los primeros 5 minutos, luego continúe enjuagando los ojos. SI ENTRA EN CONTACTO CON LA PIEL O CON LA ROPA: Dúchese la ropa contaminada. Lávese inmediatamente la piel con abundante agua durante 15 a 20 minutos. SI SE INHALA: Consulte a un médico o a un centro de control de enfermedades inmediatamente para obtener asesoramiento sobre el tratamiento. Si la persona puede respirar, haga que tome agua para beber. No induzca el vómito a menos que lo indique un centro de control de enfermedades o al médico. No administre nada por boca a una persona que haya perdido el conocimiento. SI SE INHALA: Lleve a la persona al aire fresco. Si la persona no respira, llame al 911 o a una ambulancia, luego dé respiración artificial, preferentemente de boca a boca, si es posible.
Llame a un centro de control de enfermedades o a un médico para obtener más recomendaciones sobre el tratamiento. Cuando llame a un centro de control de enfermedades o a un médico, o busque tratamiento, tenga a la mano el envase o la etiqueta del producto. Llame al 1-800-543-TURF (8873).

RIESGOS AMBIENTALES: Este pesticida es tóxico para peces. La recomendación de este producto puede ser peligrosa para los organismos acuáticos en las áreas vecinas. Para proteger el medio ambiente, no permita que el pesticida ingrese o descargue a desagües de tormenta, zanjos de drenaje, canales o aguas superficiales. La aplicación de este producto en un clima tranquilo, cuando no haya un pronóstico de lluvia para las siguientes 24 horas, asegurará que el viento o la lluvia no arrastren o laven el pesticida del área de tratamiento. Barrer el producto que caiga sobre la entrada de automóviles, la vereda o la calle hacia el área tratada del césped o jardín para evitar que descargue a cuerpos de agua o sistemas de drenaje. En caso de derrame, recoja el producto para volver a usarlo o bien elimínalo de manera adecuada. ADVERTENCIA SOBRE MANCHAS: Este producto puede causar manchas al cemento, piedra, superficies metálicas (tales como automóviles y muebles de jardín), ropa o zapatos. Si se produce el contacto, quite las partículas con un cepillo para prevenir manchas y/o no deseado tracking into the house. Si es necesario, enjuague con agua.

ALMACENAMIENTO Y ELIMINACION

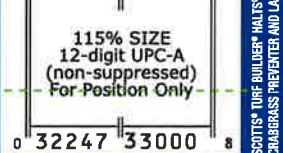
ALMACENAMIENTO DEL PESTICIDA: Guarde el producto en un lugar fresco y seco. Para sellar nuevamente la bolsa, plegue el borde y asegúrela. ELIMINACION DEL PESTICIDA Y DEL ENVASE: Envase no reutilizable. No se puede utilizar o rellenar este envase. Si está vacío: Colóquelo en la basura o reciclado, si corresponde. Si está parcialmente lleno: Llame a su agencia de eliminación de desechos sólidos local para obtener instrucciones sobre cómo eliminar el producto. Nunca elimine el producto no utilizado en drenajes internos o externos.

NOTICE: To the extent consistent with applicable law, buyer assumes all risks of use, storage or handling of this product not in accordance with directions.
NOTA: En conformidad con la ley aplicable, el comprador asume todos los riesgos de uso, almacenamiento o manejo de este producto si no se siguen las instrucciones.

PROOF OF PURCHASE UPC 0-32247-33000-8
33000-1 VID-PP 8G2332

SCOTT'S NO-QUIBBLE GUARANTEE®
If for any reason you, the consumer, are not satisfied after using this product, you are entitled to get your money back. Simply send us evidence of purchase and we will mail you a refund check promptly.

Si por alguna razón usted, el consumidor, no está completamente satisfecho con los resultados luego de utilizar este producto, tiene derecho a que le devolvamos su dinero. Sólo deberá enviarnos el comprobante de compra y le enviaremos un cheque de reembolso por correo inmediatamente.



SCOTT'S® TURF BUILDER® HALTS® CRABGRASS PREVENTER AND LAWN FOOD, 30-0-4 F643


FEEDS FOR A
FAST GREEN-UP
AFTER WINTER



Turf Builder[®]

**HALTS[®] CRABGRASS PREVENTER
AND LAWN FOOD^B**

*Previene el zacate mano de
cangrejo, más fertilizante para el césped*



STOPS CRABGRASS BEFORE IT INVADES AND PROTECTS ALL SEASON

Builds strong, deep grass roots

COVERS 5,000 SQ FT

**NET WT./PESO NETO
13.35 lb (6.06 kg)**

NOT FOR NEWLY SEEDED AREAS

ACTIVE INGREDIENT:

Pendimethalin†	1.29%
OTHER INGREDIENTS:.....	98.71%
Total.....	100.00%

†CAS #40487-42-1

**KEEP OUT OF REACH OF CHILDREN
CAUTION** SEE BACK PANEL FOR ADDITIONAL
PRECAUTIONARY STATEMENTS.

**MANTENER FUERA DEL ALCANCE DE LOS NIÑOS
PRECAUCION** CONSULTE EL PANEL POSTERIOR PARA CONOCER
LOS AVISOS DE PRECAUCION ADICIONALES.



Turf Builder®
**HALTS® CRABGRASS PREVENTER
AND LAWN FOOD®**

30-0-4



DIRECTIONS FOR USE INSTRUCCIONES DE USO

It is a violation of Federal law to use this product in a manner inconsistent with its labeling. This product applies 1.5 lbs of pendimethalin per acre. Do not apply more than twice a year. Se considera una violación a la ley federal usar este producto con otros fines que los indicados en la etiqueta. Este producto aplica 680 g de pendimetalina por acre. No debe aplicarse más de dos veces por año.

Scotts® QUICK START GUIDE: You're Just Three Simple Steps Away From A Beautiful Scotts® Lawn! Guía de inicio rápido de Scotts®: ¡Está a sólo tres sencillos pasos de tener un hermoso césped con Scotts®!



FILL & SET SPREADER Llenar y ajustar el esparcidor



Scotts® Broadcast / Rotary Spreaders **4 1/2**

Esparcidores a voleo/giratorios Scotts®



Scotts® Drop Spreaders **7 1/4**

Esparcidores de goteo Scotts®

This package applies 2.67 pounds of product per 1,000 sq. ft. Con este paquete, se aplican 1.2 kg de producto por cada 93 metros cuadrados.



APPLY Aplicar

- Apply in early spring, before the 3rd or 4th mowing.
- Apply when lawn is dry and before temperatures are regularly in the 80s.
- For even application walk at a steady pace slightly overlapping each pass.
- Scotts® Drop Spreaders: Align hopper arrow with previous wheel track.
- Scotts Broadcast/Rotary Spreaders: Line up each pass approximately 5 ft. from wheel track.
- Aplique a principios de la primavera, antes del 3.º o 4.º corte de césped.
- Aplique cuando el césped esté seco y antes de que la temperatura alcance los 27 °C.
- Para lograr una aplicación uniforme, camine a un ritmo regular superponiendo ligeramente cada pasada.
- Esparcidores de goteo Scotts®: Alinee la flecha de la tolva con la huella anterior de la rueda.
- Esparcidores giratorios/a voleo Scotts: Allnee cada pasada, aproximadamente, a 1.5 m de la huella de la rueda.



CLEAN-UP Limpiar

Sweep product from hard surfaces onto the lawn keeps valuable feeding nutrients on the grass.

Barra el producto derramado en las superficies duras hacia el césped para mantener los valiosos nutrientes sobre el césped.



YOU'RE DONE! WHAT'S NEXT? ¡Listo! ¿Qué sigue?

Do not enter or allow others to enter the treated area until dust has settled. Do not apply this product in a way that will contact any person or pet, either directly or through drift. Keep people and pets out of the area during application.

Other Things You Should Know

- For best results the lawn should receive 1/4 to 1/2 inch of water from rainfall or watering within 2-3 days after application.
- Rain, snow or freezing weather will not affect the performance of this product.
- Not for use on dichondra or bentgrass lawns.
- This product controls crabgrass in its early stages of growth. It does not control mature crabgrass and other existing weeds.

IMPORTANT: Do not rake or aerify for 4 months after application to avoid disturbing the layer of soil to which the Scotts® Turf Builder® Halts® Crabgrass Preventer and Lawn Food, was applied.

SEEDING / SODDING / SPRIGGING

- Do not seed or sod for 4 months following application. The Scotts® Turf Builder® Halts® Crabgrass Preventer and Lawn Food, in the soil will prevent grass seed from sprouting.
- Do not apply to newly seeded or sodded areas until after the 4th mowing. On newly sprigged areas, wait 5 months before application.

No ingrese a la zona tratada hasta que el polvo se haya asentado, ni permita que otros lo hagan. No aplique este producto de forma que entre en contacto con otras personas o mascotas, ya sea directamente o a través de la desviación del producto. Durante la aplicación, mantenga alejadas del área a las personas y las mascotas.

OTRAS COSAS QUE DEBE SABER

- Para obtener mejores resultados, el césped debe recibir de 6.4 a 12.7 mm de agua de lluvia o regarse 2 o 3 días después de la aplicación.
- El rendimiento de este producto no se ve afectado por la nieve, la lluvia ni los climas fríos.
- No aplique para utilizar en céspedes oreja de ratón o agrostis.
- Este producto controla el zacate mano de cangrejo en sus primeras etapas de crecimiento. No controla el zacate mano de cangrejo crecido o demás malezas existentes.

IMPORTANT: Para no romper la capa del suelo a la que se aplicó Scotts® Turf Builder® Halts® Crabgrass Preventer and Lawn Food, no rastrole ni aere durante 4 meses luego de la aplicación.

SEEDING / CUBRIR DE CÉSPED / PLANTAR RETORNOS

- No siembre ni cubra con césped durante 4 meses luego de la aplicación. El Scotts® Turf Builder® Halts® Crabgrass Preventer and Lawn Food, en el suelo evitará que germine la semilla de césped.
- No aplique en zonas recientemente sembradas o cubiertas de césped hasta después del 4.º corte de césped. En las zonas donde se plantaron retornos recientemente, se debe esperar 5 meses antes de aplicar el producto.



Questions? Call
1-800-543-TURF



www.scotts.com

¿Preguntas? Llame al 1-800-543-TURF

PREVENTS

GRASSY WEEDS

Barnyard grass
Crabgrass, large
Crabgrass, smooth

Fall panicum
Foxtail
Poa annua

BROADLEAF WEEDS

Chickweed
Oxalis (yellow woodsorrel)
Spurge (prostrate)*

* For control a repeat treatment is recommended after 6-8 weeks.

TIPS FOR LAWCARE SUCCESS



Feed Regularly

Regular feedings provide the nutrients your lawn needs to look its best and withstand the stresses of weeds, heat, drought & family activity.



Mow and Leave the Grass Clippings on Your Lawn

Mowing high allows the grass to develop a deep root system & helps your lawn use water more effectively. Grass clippings recycle the plant nutrients back into the soil.



Conserve Water

Well-fed lawns are more efficient at using available water. Feeding with Scotts® lawn food helps grow a thick lawn with more roots to better absorb water and nutrients than an unfed lawn. This helps protect your lawn against heat, drought and other stresses. Remember your lawn will begin to wilt when water is needed. As much as possible take advantage of nature's sprinkler and rely on the rain to water your lawn.

Benefits of Multiple Feedings



SCOTTS® RECOMMENDED FEEDING ROUTINE



EARLY SPRING

An early spring feeding helps grass green-up after winter. You should feed around the first time you mow your grass.



LATE SPRING

Feeding now prepares grass for summer stress by thickening the blades on top and building deep roots below.



EARLY FALL

An early fall feeding replenishes the nutrients lost in the harsh summer months for quicker recovery. You should feed when your grass comes out of dormancy.



LATE FALL

Late fall is the best feeding time because it builds strong deep roots and prepares grass for winter. You should feed when all the leaves have fallen.

Florida Annual Fertilizer Applications:

On centipede lawns, do not exceed rate of 2 lbs. of Nitrogen per 1,000 sq. ft. in the north and 3 lbs. of Nitrogen per 1,000 sq. ft. in the central and south. On Bahia lawns, do not exceed rate of 3 lbs. of Nitrogen per 1,000 sq. ft. in the north.



& Your Environment

We care. Scotts® products are designed with care to grow a thicker, greener lawn. **A Green Lawn Is a Good Lawn** - A healthy lawn can clean the air, produce oxygen and prevent runoff and soil erosion. **You can make a difference** - Help keep our water resources clean. Apply this product only to your lawn, and sweep any product that lands in the driveway, sidewalk or street back onto your lawn.



PRECAUTIONARY STATEMENTS

Hazards to Humans and Domestic Animals

CAUTION: Harmful if absorbed through the skin. Causes moderate eye irritation. Avoid contact with eyes, skin or clothing.

USER SAFETY RECOMMENDATIONS: User should wash hands before eating, drinking, chewing gum, using tobacco, or using the toilet. User should remove clothing immediately if pesticide gets inside. Then wash thoroughly and put on clean clothing.

FIRST AID

IF IN EYES: Hold eye open and rinse slowly and gently with water for 15-20 minutes. Remove contact lenses, if present, after first 5 minutes, then continue rinsing eye.

IF ON SKIN OR CLOTHING: Take off contaminated clothing. Rinse skin immediately with plenty of water for 15-20 minutes.

IF SWALLOWED: Call a poison control center or doctor immediately for treatment advice. Have person sip a glass of water if able to swallow.

Do not induce vomiting unless told to do so by a poison control center or doctor. Do not give anything by mouth to an unconscious person.

IF INHALED: Move person to fresh air. If person is not breathing, call 911 or an ambulance, then give artificial respiration, preferably by mouth-to-mouth, if possible.

Call a poison control center or doctor for treatment advice. Have the product container or label with you when calling poison control center or doctor, or going for treatment. Call 1-800-543-TURF (8873).

ENVIRONMENTAL HAZARDS: This pesticide is toxic to fish. Runoff from treated areas may be hazardous to aquatic organisms in neighboring areas. To protect the environment, do not allow pesticide to enter or run off into storm drains, drainage ditches, gutters or surface waters.

Applying this product in calm weather when rain is not predicted for the next 24 hours will help to ensure that wind or rain does not blow or wash pesticide off the treatment area. Sweeping any product that lands on a driveway, sidewalk, or street, back onto the treated area of the lawn or garden will help to prevent run off to water bodies or drainage systems. In case of spills, either collect for use or dispose of properly.

STAINING NOTE: Can cause staining to cement, stone, metallic surfaces (such as automobiles and garden furniture), clothing or shoes. If contact occurs, brush off particles to prevent staining and / or unwanted tracking into the house. If necessary, rinse off with water.

STORAGE AND DISPOSAL

PESTICIDE STORAGE: Store in a clean, dry place. Reseal opened bag by folding top down and securing.

PESTICIDE AND CONTAINER DISPOSAL: Nonrefillable container. Do not reuse or refill this container.

If empty: Place in trash or offer for recycling if available. If partly filled: Call your local solid waste agency for disposal instructions. Never place unused product down any indoor or outdoor drain.

Scotts® Turf Builder® Halts®
Crabgrass Preventer and Lawn Food, 30-0-4 F643

GUARANTEED ANALYSIS

Total Nitrogen (N) 30%
30% Urea Nitrogen*
Soluble Potash (K₂O) 4%

Derived from statement: Urea, Polymer coated Urea, Potassium Chloride.

* Contains 7.4% slowly available Nitrogen from coated Urea.

EPA Reg. No. 538-190

EPA Est. No. 538-OH-1⁵, 538-OH-2⁵, 85652-OH-1⁵

Superscript used is first letter of run code on end of container.

QUESTIONS / INFORMATION

SMG Sold and Guaranteed By:
NYSE The Scotts Company
14111 Scottslawn Rd.
Marysville, OH 43041

Questions? Call
1-800-543-8873

Information regarding the content and levels of metals in this product is available on the internet at <http://www.regulatory-info-sc.com>

La información relacionada con los contenidos y los niveles de metales de este producto está disponible en Internet en <http://www.regulatory-info-sc.com>

©2013 The Scotts Company LLC
World rights reserved.

AVISOS DE PRECAUCION

Riesgos para humanos y animales domésticos

PRECAUCION: Este producto es nocivo si se absorbe por la piel. Causa irritación moderada a los ojos. Evite el contacto con la piel, los ojos o la ropa.

RECOMENDACIONES DE SEGURIDAD PARA EL USUARIO: Lávese bien las manos antes de comer, beber, masticar chicle, utilizar tabaco o usar instalaciones sanitarias. Si el pesticida entra en la ropa, debe quitársela inmediatamente. Luego, lávese bien y póngase ropa limpia.

PRIMEROS AUXILIOS

SI EL PRODUCTO ENTRA EN LOS OJOS: Mantenga los ojos abiertos y enjuague con agua lentamente, con cuidado, durante 15 a 20 minutos. Si usa lentes de contacto, retírelos después de los primeros 5 minutos, luego continúe enjuagando los ojos. **SI ENTRA EN CONTACTO CON LA PIEL O CON LA ROPA:** Quite la ropa contaminada. Lave inmediatamente la piel con abundante agua durante 15 a 20 minutos. **SI SE TRAGA:** Consulte a un médico o a un centro de control de envenenamientos inmediatamente para obtener asesoramiento sobre el tratamiento. Si la persona puede tragar, haga que beba poco a poco un vaso con agua. No induzca el vómito a menos que lo indique un centro de control de envenenamiento o el médico. No administre nada por boca a una persona que haya perdido el conocimiento. **SI SE INHALA:** Lleve a la persona al aire fresco. Si la persona no respira, llame al 911 o a una ambulancia, luego dé respiración artificial, preferentemente de boca a boca, si es posible.

Llame a un centro de control de envenenamientos o a un médico para obtener más recomendaciones sobre el tratamiento. Cuando llame a un centro de control de envenenamientos o a un médico, o busque tratamiento, tenga a la mano el envase o la etiqueta del producto. Llame al 1-800-543-TURF (8873).

RIESGOS AMBIENTALES: Este pesticida es tóxico para peces. La escorrentía desde las áreas tratadas puede ser peligrosa para los organismos acuáticos en las áreas vecinas. Para proteger el medio ambiente, no permita que el pesticida ingrese o discorra a desagües de tormenta, zanjas de drenaje, cunetas o aguas superficiales. La aplicación de este producto en un clima tranquilo, cuando no haya un pronóstico de lluvia para las siguientes 24 horas, asegurará que el viento o la lluvia no arrastren o laven el pesticida del área de tratamiento. Barra el producto que caiga sobre la entrada de automóviles, la vereda o la calle hacia el área tratada del césped o jardín para evitar que discorra a cuerpos de agua o sistemas de drenaje. En caso de derrame, recoja el producto para volver a usarlo o bien elimínelo de manera adecuada. **ADVERTENCIA SOBRE MANCHAS:** Este producto puede causar manchas al cemento, piedra, superficies metálicas (tales como automóviles y muebles de jardín), ropa o zapatos. Si se produce el contacto, quite las partículas con un cepillo para prevenir manchas y/o evitar llevar el producto al interior de la casa. De ser necesario, enjuague con agua.

ALMACENAMIENTO Y ELIMINACION

ALMACENAMIENTO DEL PESTICIDA: Guarde el producto en un lugar fresco y seco. Para sellar nuevamente la bolsa, pliegue el borde y asegúrelo. **ELIMINACION DEL PESTICIDA Y DEL ENVASE:** Envase no reutilizable. No vuelva a utilizar o a rellenar este envase. Si está vacío: Colóquelo en la basura o recíclalo, si corresponde. Si está parcialmente lleno: Llame a su agencia de eliminación de desechos sólidos local para obtener instrucciones sobre cómo eliminar el producto. Nunca elimine el producto no utilizado en drenajes internos o externos.

NOTICE: To the extent consistent with applicable law, buyer assumes all risks of use, storage or handling of this product not in accordance with directions.

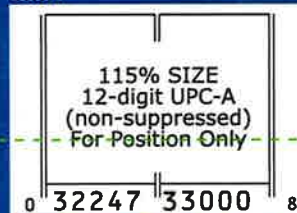
NOTA: En conformidad con la ley aplicable, el comprador asume todos los riesgos de uso, almacenamiento o manejo de este producto si no se siguen las instrucciones.

SCOTTS NO-QUIBBLE GUARANTEE®

If for any reason you, the consumer, are not satisfied after using this product, you are entitled to get your money back. Simply send us evidence of purchase and we will mail you a refund check promptly.

Si por alguna razón usted, el consumidor, no está completamente satisfecho con los resultados luego de utilizar este producto, tiene derecho a que le devolvamos su dinero. Sólo deberá enviarnos el comprobante de compra y le enviaremos un cheque de reembolso por correo inmediatamente.

PROOF OF PURCHASE UPC 0-32247-33000-8
33000-1 VID-PP BG2332



SCOTTS TURF BUILDER HALTS®
CRABGRASS PREVENTER AND LAWN FOOD,
5M-33000-1