

2-in-1 FORMULA

FEEDS New Grass & **PREVENTS** Weeds

WITH

WITHOUT




Turf Builder®

Starter®

**FOOD FOR
NEW GRASS**
+ Weed Preventer

Fertilizante para césped nuevo + Prevención de malezas



6 WEEKS

Prevents **CRABGRASS & DANDELIONS** for up to

Grows New Grass Thicker & Quicker†

†Vs. Unfed

Grass Images are
Illustration of Results

COVERS 5,000 SQ FT

NET WT./PESO NETO 21.52 lb (9.76 kg)

ACTIVE INGREDIENT:
Mesotrione.....0.08%
OTHER INGREDIENTS.....99.92%
TOTAL.....100.00%
*CAS # 104206-82-8

KEEP OUT OF REACH OF CHILDREN
CAUTION SEE BACK FOR ADDITIONAL
PRECAUTIONARY STATEMENTS.

MANTENER FUERA DEL ALCANCE DE LOS NIÑOS
PRECAUCION CONSULTE EL PANEL POSTERIOR PARA CONOCER
LOS AMBOS DE PRECAUCION ADICIONALES.



Turf Builder®

Starter

FOOD FOR
NEW GRASS
+ Weed Preventer

100% SIZE
12-digit UPC-A
(non-suppressed)
For Position Only

0 32247 23200 5

PROOF OF PURCHASE
UPC 0-32247-23200-5

23200

1



21-22-4



PLANTING NEW GRASS? START IT OFF RIGHT!

Just like people need the right food to grow and develop, your new grass also has special nutritional needs. **Scotts® Turf Builder® Starter® Food for New Grass + Weed Preventer** is specially designed to be used when planting new grass. It contains the perfect balance of nutrients to help your new lawn grow strong roots and to grow in thicker and faster than if not fed at all. Plus, it prevents bothersome weeds like dandelions and crabgrass for up to 6 weeks without harming your new grass! Scotts® Turf Builder® Starter® Food For New Grass + Weed Preventer can be used anytime you're planting new grass, whether it's starting a new lawn, reseeding an existing one, or installing sod, sprigs or grass plugs.

For the ultimate Scotts® Lawn, use with Scotts® Turf Builder® LawnSoil™ and Scotts® Turf Builder® Grass Seed!

DIRECCIONES FOR USE INSTRUCCIONES FOR USO

It is a violation of Federal law to use this product in a manner inconsistent with its labeling. Es una violación a la ley Federal usar este producto de forma inconsistente con su etiqueta.

QUICK START GUIDE: You're Just Three Simple Steps Away From A Beautiful Scotts® Lawn!

GUÍA DE INICIO RÁPIDO: ¡Está a sólo tres sencillos pasos de tener un hermoso césped con Scotts®!



FILL & SET SPREADER
Llene y ajuste el esparcidor

Scotts® Broadcast / Rotary Spreaders
Escarificadores / Rotatorios de Scotts® **4 1/2**

Scotts® Drop Spreaders
Escarificadores de gotas Scotts® **7**

For additional spreader settings, please call 1-800-543-TURF (8873)

Para ajustes adicionales del esparcidor, sírvase llamar al 1-800-543-TURF (8873)



APPLY
Aplique

Apply to dry lawn, then lightly water to activate.
Follow when and where to use directions below.

Aplique al césped seco; luego, riegue ligeramente para activar el producto.
Siga las instrucciones de dónde y cuándo usar más abajo.



CLEAN-UP
Limpie

To keep lawn products from reaching storm drains, sweep or blow any stray particles off hard surfaces and back onto lawn.

Para evitar que los productos para el césped ingresen en los desagües para tormentas, barra o sopla las partículas derramadas en las superficies duras de nuevo hacia el césped.

WHEN TO APPLY

- Apply on a calm day.
- Apply this product before watering newly planted grass for the first time.
- Apply when temperatures are consistently between 60°F and 90°F.

WHERE TO APPLY

- Apply to newly seeded, overseeded, or newly planted Kentucky bluegrass, tall fescue, perennial ryegrass, centipede grass, as well as fine fescue and creeping red fescue.

HOW TO APPLY

- Follow spreader instructions.
- Avoid application to adjacent flower beds when using a broadcast/rotary spreader.

WHAT TO EXPECT

- New weeds will sprout white or turn white and quickly die.
- This product will not kill existing weeds.
- This product may cause temporary whitening of grass foliage. Symptoms typically appear 5 to 7 days after application and may last up to 14 days.
- Discoloration is most common on ryegrass.

OTHER THINGS YOU SHOULD KNOW:

- For home lawns only.
- This product applies 0.15 pounds of Mesotrione per acre per application.
- The maximum application rate of Mesotrione per treatment site per year is 0.45 lb.
- This package applies 4.3 pounds of product per 1,000 sq. ft.

USE PRECAUTIONS

- Do not apply this product in a way that will contact any person, or pet either directly or through drift. Keep people and pets out of the area during application.
- Do not enter or allow pets or pests to enter the treated areas (except those involved in the watering) until the watering is complete and the surface is dry.
- Do not use this product on flowers, shrubs, trees, fruit or vegetable plants, Canna, day lilies and irises are especially susceptible to injury.
- Do not apply another pesticide within seven days of an application of this product as turf injury may occur.
- Do not apply to St. Augustine grass, bentgrass, bermudagrass, zoysiagrass, diantha, kikuyogras, bahiagrass, or lippu.

CUÁNDO APLICAR

- Aplique un día que no haya brisa.
- Aplique este producto antes de regar por primera vez el césped recién plantado.
- Aplíquelo cuando las temperaturas estén, constantemente, entre las 15.5 °C y las 32 °C.

DÓNDE APLICAR

- Aplique a céspedes recién sembrados, resembrados o recién plantados, de tipo hierba azul de Kentucky, festuca alta, rai-gris perenne, césped común, así como festuca rastrera y festuca rubra.

CÓMO APLICAR

- Siga las instrucciones del esparcidor.
- Evite que la aplicación entre en contacto con arriates de flores cercanas cuando utilice un esparcidor a VOLEO/GRATTO.

RESULTADOS ESPERADOS

- Las nuevas malezas brotarán blancas o se volverán blancas y morirán rápidamente.
- Este producto no eliminará las malezas existentes.
- Este producto podría producir el blanqueamiento temporal del follaje del césped. Los síntomas, normalmente, aparecen entre 5 y 7 días después de la aplicación y pueden durar hasta 14 días.
- La decoloración es más común en el rai-gris.

OTRAS COSAS QUE DEBE SABER

- Sóloamente para céspedes domésticos.
 - Este producto aplica 68 g de mesotriona por acre por aplicación.
 - La proporción de aplicación máxima de mesotriona por acre de tratamiento, por año, es de 0.2 kg.
 - Con este paquete, se aplican 2 kg de producto por cada 93 metros cuadrados.
- PRECAUCIONES DE USO**
- No aplique este producto de forma que entre en contacto con otras personas o mascotas, ya sea directamente o a través de la desviación del producto. Durante la aplicación, mantenga alejadas del área a las personas y las mascotas.
 - No deje que las personas (excepto las personas que realizan el riego) o las mascotas ingresen a la superficie de tratamiento hasta que se termine de regar y la acción de este seca.
 - No utilice este producto en flores, arbustos, árboles, plantas frutales ni verduras. Los lirios, lirios de la mañana y canchales son particularmente sensibles a sufrir daños.
 - No aplique otro pesticida dentro de los siete días a partir de la aplicación de este producto, ya que podría dañar el césped.
 - No aplique en céspedes San Agustín, agrión, bermuda, zoysia, oreja de ratón, kikuyu, bahía ni lippu.

WEEDS PREVENTED

- Large crabgrass
- Smooth crabgrass
- Dandelion
- Broadleaf plantain
- Buckhorn plantain
- Carpetweed
- Common chickweed
- Common lambsquarters
- Common purslane
- Corn speedwell
- Ground ivy
- Hairy bittercress

- Henbit
- Parsley piert
- Pennsylvania smartweed
- Persian speedwell
- Pokeweed
- Purslane speedwell
- Redtop pigweed

- Shepherd's-purse
- Yellow woodsoorrel
- Flatseed
- White clover
- Yellow nutsedge

HOW TO CARE FOR YOUR NEW GRASS



Watering

After you've planted your new grass, continue to water at least twice a day (or more frequently if the weather is hot), until it has been mowed 1-2 times. Once your new grass is established, you can go back to a normal watering routine.



Feeding

Feeding is important for all lawns, but it's especially important for new grass plants. To keep your new grass growing and maintain a thick, green appearance, provide a follow-up feeding in 2-4 weeks with Scotts® Turf Builder® Starter® Food for New Grass. If you live in an area where Phosphorus applications are limited, feed with Scotts® Turf Builder® Lawn Food instead. Once your new grass is established, continue with regular feedings every 6-8 weeks.



Mowing

If you've seeded bare spots or a whole lawn, wait to mow the area until the new grass is at least 3 inches tall. If you've seeded over your existing lawn, you can mow as needed, but try to cut back the frequency to limit traffic to the new seedlings.



Treating Weeds

Wait until you've mowed your new grass at least 4 times before treating the new grass with a crabgrass preventer or other weed control product. Always read the product label for specific information related to the weed control product you are using. This product prevents weeds for 6 weeks.



Treating Bugs

Most bug control products can be used any time on newly planted grass. Always read the product label for specific information related to the pest control product you are using.



Water Smart®

Well fed lawns are more efficient at using available water. Feeding with Scotts® Lawn Food helps grow a thick lawn with more roots to better absorb water and nutrients than an un-fed lawn. This helps protect your lawn against heat, drought and other stresses.

KEEP OUT OF REACH OF CHILDREN

CAUTION PRECAUTIONARY STATEMENTS

Hazards to Humans and Domestic Animals

CAUTION: Causes moderate eye irritation. Avoid contact with eyes, skin or clothing. Wash thoroughly with soap and water after handling and before eating, drinking, chewing gum, using tobacco or using the toilet.

FIRST AID

IF IN EYES: Hold eye open and rinse slowly and gently with water for 15-20 minutes. Remove contact lenses, if present, after first 5 minutes, then continue rinsing eyes. Call a poison control center or doctor immediately for treatment advice.

Have the product container or label with you when calling a poison control center or doctor, or going for treatment. Call 1-800-543-TURF (8873).

ENVIRONMENTAL HAZARDS: To protect the environment, do not allow pesticide to enter or runoff into storm drains, drainage ditches, gutters or surface waters. Applying this product in calm weather when rain is not predicted for the next 24 hours will help to ensure that wind or rain does not blow or wash pesticide off the treatment area. Sweeping any product that lands on a driveway, sidewalk, or street, back onto the treated area of the lawn will help to prevent run off to water bodies or drainage systems.

STORAGE AND DISPOSAL

PESTICIDE STORAGE: Store in a cool, dry place. Reseal bag by folding top down and securing.

CONTAINER DISPOSAL: Non-refillable container. Do not reuse or refill this container. If empty, place in trash or offer for recycling if available. If Full/Full filled, call your local solid waste agency for disposal instructions. Never place unused product down any indoor or outdoor drain.

Scotts® Turf Builder® Starter® Food for New Grass + Weed Preventer 21-22-4 F 643

GUARANTEED ANALYSIS

Total Nitrogen (N)	21%
4.5% Ammoniacal Nitrogen	
9.1% Urea Nitrogen	
0.8% Other Water Soluble Nitrogen*	
0.6% Water Insoluble Nitrogen**	
Available Phosphate (P ₂ O ₅)	22%
Soluble Potash (K ₂ O)	4%
Sulfur (S)	1%
1% Combined Sulfur (S)	
Iron (Fe)	0.5%
0.5% Water Soluble Iron (Fe)	

Derived from: Methylureas, Urea, Potassium Sulfate, Ammonium Phosphate and Ferrous Sulfate.

*Contains 5.6% slowly available nitrogen from methylureas.

QUESTIONS/INFORMATION PRESENTAS/INFORMACION

Sold and Guaranteed By: **SMG** The Scotts Company, 14111 Scottsland Rd., Marysville, OH 43041

1-800-543-TURF (8873) visit our website www.scotts.com

Information regarding the contents and levels of metals in this product is available on the internet at <http://www.regulatory-info-sc.com>

©2012 The Scotts Company LLC. World rights reserved. EPA Reg. No. 538-517 EPA Est. No. 538-OH-1, 538-OH-2, 85653-OH-1

Superscript used is first letter of run code on end of container.

MANTENGA FUERA DEL ALCANCE DE LOS NIÑOS

PRECAUCION AVISOS DE PRECAUCION

Riesgos para humanos y animales domésticos

PRECAUCION: Causa irritación moderada a los ojos. Evite el contacto con los ojos. Lávelo si la ropa. Lávese bien las manos con agua y jabón después de manipular el producto y antes de comer, beber, masticar chicle, utilizar tabaco o usar instalaciones sanitarias.

PRIMEROS AUXILIOS

SI EL PRODUCTO ENTRA EN LOS OJOS: Mantenga los ojos abiertos y riegue con agua limpiando con cuidado durante 15 a 20 minutos. Si la irritación continúa, retirelos después de los primeros 5 minutos. Lave y continúe enjuagando los ojos. Lleve a un centro de control de envenenamientos o a un médico para obtener más recomendaciones sobre el tratamiento.

Cuando llame a un centro de control de envenenamientos o a un médico, o busque tratamiento, tenga a la mano el envase o la etiqueta del producto. Llame al 1-800-543-TURF (8873).

RIESGOS AMBIENTALES: Para proteger el medio ambiente, no permita que el pesticida ingrese o discorra a desagües de tormenta, zanjas de drenaje, canchales o superficies de agua. La aplicación de este producto en un día tranquilo, cuando no hay un pronóstico de lluvia para las siguientes 24 horas, asegurará que el viento no arrastre o barre el pesticida del área de tratamiento. Barre el producto que caiga sobre la entrada de drenaje, la vereda o la calle hacia el área tratada del césped para evitar que discorra a cuerpos de agua o sistemas de drenaje.

ALMACENAMIENTO Y ELIMINACION

ALMACENAMIENTO DEL PESTICIDA: Guarde el producto en un lugar fresco y seco. Para sellar nuevamente la bolsa, pliegue el borde y asegurelo. **ELIMINACION DEL ENVASE:** Envase no reutilizable. No vuelva a utilizar o a rellamar este envase. Si está roto, colóquelo en la basura o recíclalo, si corresponde. Si está parcialmente lleno, llévelo a su agencia de eliminación de desechos o llévelo local para obtener instrucciones sobre cómo eliminar el producto. Nunca elimine el producto no utilizado en drenajes internos o externos.

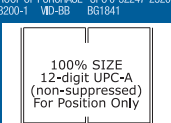
SCOTTS NO QUIEBRE GARANTEE®

If for any reason you the consumer are not satisfied with the results after using this product, you are entitled to your money back. Simply send us original proof of purchase and we will promptly mail you a refund. Si por alguna razón usted, el consumidor, no está completamente satisfecho con los resultados luego de utilizar este producto, tiene derecho a que le devolvamos su dinero. Sólo deberá enviarnos el comprobante de compra original y le enviaremos un cheque de reembolso por correo inmediatamente.

NOTICE: To the extent consistent with applicable law buyer assumes all risks of use, storage, or handling of this product not in accordance with directions.

AVISO: En conformidad con la ley aplicable, el comprador asume todos los riesgos de uso, almacenamiento o manejo de este producto si no se siguen las instrucciones correspondientes.

PROOF OF PURCHASE UPC 0-32247-23200-5 23200-1 MD-BB BG1841



100% UZE 12-digit UPC-A (non-suppressed) For Position Only

SCOTTS® TURF BUILDER® STARTER® FOOD FOR NEW GRASS + WEED PREVENTER 5M 23200-1

0 32247 23200 5

2-in-1 FORMULA

FEEDS New Grass & **PREVENTS** Weeds

WITH

WITHOUT

Scotts®

Turf Builder®

Starter®

**FOOD FOR
NEW GRASS**

+ Weed Preventer

Fertilizante para césped nuevo + Prevención de malezas

EPA Reg No. 538-317 (5M)

Scotts Turf Builder Starter Food For New Grass & Weed Preventer

Fertilizante para césped nuevo + Prevención de malezas



Prevents **CRABGRASS & DANDELIONS** for up to **6 WEEKS**

Grows New Grass Thicker & Quicker†

†Vs. Unfed

Grass Images are Illustration of Results

COVERS 5,000 SQ FT

NET WT./PESO NETO
21.52 lb (9.76 kg)

ACTIVE INGREDIENT:
Mesotrione*.....0.08%
OTHER INGREDIENTS:.....99.92%
TOTAL.....100.00%
*CAS # 104206-82-8

KEEP OUT OF REACH OF CHILDREN
CAUTION SEE BACK FOR ADDITIONAL PRECAUTIONARY STATEMENTS.

MANTENER FUERA DEL ALCANCE DE LOS NIÑOS
PRECAUCION CONSULTE EL PANEL POSTERIOR PARA CONOCER LOS AVISOS DE PRECAUCION ADICIONALES.



21-22-4

Scotts®

PLANTING NEW GRASS? START IT OFF RIGHT!

Just like people need the right food to grow and develop, your new grass also has special nutritional needs. **Scotts® Turf Builder® Starter® Food for New Grass + Weed Preventer** is specially designed to be used when planting new grass. It contains the perfect balance of nutrients to help your new lawn grow strong roots and to grow in thicker and faster than if not fed at all. Plus, it prevents bothersome weeds like dandelions and crabgrass for up to 6 weeks without harming your new grass! Scotts® Turf Builder® Starter® Food For New Grass + Weed Preventer can be used anytime you're planting new grass, whether it's starting a new lawn, reseeding an existing one, or installing sod, sprigs or grass plugs.

For the ultimate Scotts® Lawn, use with Scotts® Turf Builder® LawnSoil™ and Scotts® Turf Builder® Grass Seed!

DIRECTIONS FOR USE INSTRUCCIONES DE USO

It is a violation of Federal law to use this product in a manner inconsistent with its labeling.
Es una violación a la ley Federal usar este producto de forma inconsistente con su etiqueta.


QUICK START GUIDE: You're Just Three Simple Steps Away From A Beautiful Scotts® Lawn!

GUÍA DE INICIO RÁPIDO: ¡Está a sólo tres sencillos pasos de tener un hermoso césped con Scotts®!



FILL & SET SPREADER

Llene y ajuste el esparcidor



Scotts® Broadcast / Rotary Spreaders
Esparcidores giratorios / al voleo Scotts®

Scotts® Drop Spreaders 7
Esparcidores de goteo Scotts®

For additional spreader settings, please call 1-800-543-TURF (8873)

Para ajustes adicionales del esparcidor, sírvase llamar al 1-800-543-TURF (8873)



APPLY Aplique

Apply to dry lawn, then lightly water to activate.

Follow when and where to use directions below.

Aplice al césped seco; luego, riegue ligeramente para activar el producto.

Siga las instrucciones de dónde y cuándo usar más abajo.



CLEAN-UP Limpie

To keep lawn products from reaching storm drains, sweep or blow any stray particles off hard surfaces and back onto lawn.

Para evitar que los productos para el césped ingresen en los desagües para tormentas, barra o sopla las partículas derramadas en las superficies duras de nuevo hacia el césped.

WHEN TO APPLY

- Apply on a calm day.
- Apply this product before watering newly planted grass for the first time.
- Apply when temperatures are consistently between 60°F and 90°F.

WHERE TO APPLY

- Apply to newly seeded, overseeded, or newly planted Kentucky bluegrass, tall fescue, perennial ryegrass, centipede grass, as well as fine, spreading and creeping red fescues.

HOW TO APPLY

- Follow spreader instructions.
- Avoid application to adjacent flower beds when using a broadcast/rotary spreader.

WHAT TO EXPECT

- New weeds will sprout white or turn white and quickly die.
- This product will not kill existing weeds.
- This product may cause temporary whitening of grass foliage. Symptoms typically appear 5 to 7 days after application and may last up to 14 days.
- Discoloration is most common on ryegrass.

OTHER THINGS YOU SHOULD KNOW:

- For home lawns only.
- This product applies 0.15 pounds of Mesotrione per acre per application.
- The maximum application rate of Mesotrione per treatment site per year is 0.45 lbs.
- This package applies 4.3 pounds of product per 1,000 sq. ft.

USE PRECAUTIONS

- Do not apply this product in a way that will contact any person, or pet either directly or through drift. Keep people and pets out of the area during application.
- Do not enter or allow people or pets to enter the treated areas (except those involved in the watering) until the watering-in is complete and the surface is dry.
- Do not use this product on flowers, shrubs, trees, fruit or vegetable plants. Cane, day lilies and irises are especially susceptible to injury.
- Do not apply another pesticide within seven days of an application of this product as turf injury may occur.
- Do not apply to St. Augustine grass, bentgrass, bermudagrass, zoysiagrass, diandra, kikuyograss, bahiagrass, or lippia.

CUÁNDO APLICAR

- Aplíquelo un día que no haya brisa.
- Aplique este producto antes de regar por primera vez el césped recién plantado.
- Aplíquelo cuando las temperaturas estén, constantemente, entre los 15.5 °C y los 32 °C.

DÓNDE APLICAR

- Aplique a céspedes recién sembrados, resembrados o recién plantados, de tipo hierba azul de Kentucky, festuca alta, raigrás perenne, césped ciempiés, así como festuca rastrera y festuca rubra.

CÓMO APLICAR

- Siga las instrucciones del esparcidor.
- Evite que la aplicación entre en contacto con arriates de flores cercanas cuando utilice un esparcidor a VOLEO/GIRATORIO.

RESULTADOS ESPERADOS

- Las nuevas malezas brotarán blancas o se volverán blancas y morirán rápidamente.
- Este producto no eliminará las malezas existentes.
- Este producto podrá producir el blanqueamiento temporal del follaje del césped. Los síntomas, normalmente, aparecen entre 5 y 7 días después de la aplicación y podrían durar hasta 14 días.
- La decoloración es más común en el raigrás.

OTRAS COSAS QUE DEBE SABER

- Solamente para céspedes domésticos.
- Este producto aplica 68 g de mesotriona por acre por aplicación.
- La proporción de aplicación máxima de mesotriona por área de tratamiento, por año, es de 0.2 kg.
- Con este paquete, se aplican 2 kg de producto por cada 93 metros cuadrados.

PRECAUCIONES DE USO

- No aplique este producto de forma que entre en contacto con otras personas o mascotas, ya sea directamente o a través de la desviación del producto. Durante la aplicación, mantenga alejadas del área a las personas y las mascotas.
- No deje que las personas (excepto las personas que realizan el riego) o las mascotas ingresen a las áreas de tratamiento hasta que se termine de regar y la superficie esté seca.
- No aplique este producto en flores, arbustos, árboles, plantas frutales ni verduras. Los lirios, lirios de la mañana y cannabis son particularmente sensibles a sufrir daños.
- No aplique otro pesticida dentro de los siete días a partir de la aplicación de este producto, ya que podría dañar el césped.
- No aplique en céspedes San Agustín, agrotis, bermuda, zoysia, oreja de ratón, kikuyu, bahía ni lippia.

WEEDS PREVENTED

Large crabgrass
Smooth crabgrass
Dandelion
Broadleaf plantain

Buckhorn plantain
Carpetweed
Common chickweed
Common lambsquarters

Common purslane
Corn speedwell
Ground ivy
Hairy bittercress

Henbit
Parsley piert
Pennsylvania smartweed
Persian speedwell

Pokeweed
Purslane speedwell
Redroot pigweed

Shepherd's-purse
Velvetleaf
White clover

Yellow woodsorrel
Flatsedge
Yellow nutsedge

HOW TO CARE FOR YOUR NEW GRASS

EPA Reg No. 538-317 (5M)

Scotts Turf Builder Starter Food For New Grass & Weed Preventer

HOW TO CARE FOR YOUR NEW GRASS



Watering

After you've planted your new grass, continue to water at least twice a day (or more frequently if the weather is hot), until it has been mowed 1-2 times. Once your new grass is established, you can go back to a normal watering routine.



Feeding

Feeding is important for all lawns, but it's especially important for new grass plants. To keep your new grass growing and maintain a thick, green appearance, provide a follow-up feeding in 2-4 weeks with Scotts® Turf Builder® Starter® Food for New Grass. If you live in an area where Phosphorous applications are limited, feed with Scotts® Turf Builder® Lawn Food instead. Once your new grass is established, continue with regular feedings every 6-8 weeks.



Mowing

If you've seeded bare spots or a whole lawn, wait to mow the area until the new grass is at least 3 inches tall. If you've seeded over your existing lawn, you can mow as needed, but try to cut back the frequency to limit traffic on the new seedlings.



Treating Weeds

Wait until you've mowed your new grass at least 4 times before treating the new grass with a crabgrass preventer or other weed control product. Always read the product label for specific information related to the weed control product you are using. This product prevents weeds for 6 weeks.



Treating Bugs

Most bug control products can be used any time on newly planted grass. Always read the product label for specific information related to the pest control product you are using.



Water Smart®

Well fed lawns are more efficient at using available water. Feeding with Scotts® Lawn Food helps grow a thick lawn with more roots to better absorb water and nutrients than an unfed lawn. This helps protect your lawn against heat, drought and other stresses.

KEEP OUT OF REACH OF CHILDREN CAUTION PRECAUTIONARY STATEMENTS Hazards to Humans and Domestic Animals

CAUTION: Causes moderate eye irritation, Avoid contact with eyes, skin or clothing. Wash thoroughly with soap and water after handling and before eating, drinking, chewing gum, using tobacco or using the toilet.

FIRST AID

IF IN EYES: Hold eye open and rinse slowly and gently with water for 15-20 minutes. Remove contact lenses, if present, after first 5 minutes, then continue rinsing eye. Call a poison control center or doctor immediately for treatment advice.

Have the product container or label with you when calling a poison control center or doctor, or going for treatment. Call 1-800-543-TURF (8873).

ENVIRONMENTAL HAZARDS: To protect the environment, do not allow pesticide to enter or runoff into storm drains, drainage ditches, gutters or surface waters. Applying this product in calm weather when rain is not predicted for the next 24 hours will help to ensure that wind or rain does not blow or wash pesticide off the treatment area. Sweeping any product that lands on a driveway, sidewalk, or street, back onto the treated area of the lawn will help to prevent run off to water bodies or drainage systems.

STORAGE AND DISPOSAL

PESTICIDE STORAGE: Store in a cool, dry place. Reseal bag by folding top down and securing.
CONTAINER DISPOSAL: Nonrefillable container. Do not reuse or refill this container. If Empty: Place in trash or offer for recycling if available. If Partly Filled: Call your local solid waste agency for disposal instructions. Never place unused product down any indoor or outdoor drain.

Scotts® Turf Builder® Starter® Food for New Grass + Weed Preventer 21-22-4 F 643

GUARANTEED ANALYSIS

Total Nitrogen (N).....	21%
4.5% Ammoniacal Nitrogen	
9.1% Urea Nitrogen	
6.8% Other Water Soluble Nitrogen**	
0.6% Water Insoluble Nitrogen**	
Available Phosphate (P ₂ O ₅).....	22%
Soluble Potash (K ₂ O).....	4%
Sulfur (S).....	1%
1% Combined Sulfur (S)	
Iron (Fe).....	0.5%
0.5% Water Soluble Iron (Fe)	

Derived from: Methyleneureas, Urea, Potassium Sulfate, Ammonium Phosphate and Ferrous Sulfate.

**Contains 5.6% slowly available nitrogen from methyleneureas.

QUESTIONS/INFORMATION PREGUNTAS/INFORMACIÓN



Sold and Guaranteed By:
The Scotts Company
14111 Scottslawn Rd.
Marysville, OH 43041



1-800-543-TURF (8873)



visit our website
www.scotts.com

Information regarding the contents and levels of metals in this product is available on the internet at <http://www.regulatory-info-sc.com>

La información relacionada con los contenidos y los niveles de metales de este producto está disponible en Internet en <http://www.regulatory-info-sc.com>

©2012 The Scotts Company LLC.

World rights reserved.

EPA Reg. No. 538-317

EPA Est. No. 538-OH-1^s, 538-OH-2^s 85653-OH-1^s

Superscript used is first letter of run code on end of container.

MANTENGA FUERA DEL ALCANCE DE LOS NIÑOS PRECAUCIÓN AVISOS DE PRECAUCIÓN Riesgos para humanos y animales domésticos

PRECAUCIÓN: Causa irritación moderada a los ojos. Evite el contacto con los ojos, la piel o la ropa. Lávese bien las manos con agua y jabón después de manipular el producto y antes de comer, beber, masticar chicle, utilizar tabaco o usar instalaciones sanitarias.

PRIMEROS AUXILIOS

SI EL PRODUCTO ENTRA EN LOS OJOS: Mantenga los ojos abiertos y enjuague con agua lentamente, con cuidado, durante 15 a 20 minutos. Si usa lentes de contacto, retírelas después de los primeros 5 minutos, luego continúe enjuagando los ojos. Llame a un centro de control de envenenamientos o a un médico para obtener más recomendaciones sobre el tratamiento.

Cuando llame a un centro de control de envenenamientos o a un médico, o busque tratamiento, tenga a la mano el envase o la etiqueta del producto. Llame al 1-800-543-TURF (8873).

RIESGOS AMBIENTALES: Para proteger el medio ambiente, no permita que el pesticida ingrese o discurra a desagües de tormenta, zanjas de drenaje, cañerías o aguas superficiales. La aplicación de este producto en un clima tranquilo, cuando no haya un pronóstico de lluvia para las siguientes 24 horas, asegurará que el viento o la lluvia no arrastren o laven el pesticida del área de tratamiento. Barra el producto que caiga sobre la entrada de automóviles, la vereda o la calle hacia el área tratada del césped para evitar que discurra a cuerpos de agua o sistemas de drenaje.

ALMACENAMIENTO Y ELIMINACIÓN

ALMACENAMIENTO DEL PESTICIDA: Guarde el producto en un lugar fresco y seco. Para sellar nuevamente la bolsa, plegue el borde y asegúrelo. **ELIMINACIÓN DEL ENVASE:** Envase no rellenable. No vuelva a utilizar o a rellenar este envase. Si está vacío: Colóquelo en la basura o recíclalo, si corresponde. Si está parcialmente lleno: Llame a su agencia de eliminación de desechos sólidos local para obtener instrucciones sobre cómo eliminar el producto. Nunca elimine el producto no utilizado en drenajes internos o externos.

SCOTTS NO-QUIBBLE GUARANTEE®

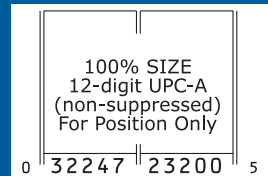
If for any reason you the consumer are not satisfied with the results after using this product, you are entitled to your money back. Simply send us original proof of purchase and we will promptly mail you a refund.

Si por alguna razón usted, el consumidor, no está completamente satisfecho con los resultados luego de utilizar este producto, tiene derecho a que le devolvamos su dinero. Sólo deberá enviarnos el comprobante de compra original y le enviaremos un cheque de reembolso por correo inmediatamente.

NOTICE: To the extent consistent with applicable law buyer assumes all risks of use, storage, or handling of this product not in accordance with directions.

AVISO: En conformidad con la ley aplicable, el comprador asume todos los riesgos de uso, almacenamiento o manejo de este producto si no se siguen las instrucciones correspondientes.

PROOF OF PURCHASE UPC 0-32247-23200-5
23200-1 VID-BB BG1841



SCOTTS® TURF BUILDER® STARTER®
FOOD FOR NEW GRASS + WEED PREVENTER
5M 23200-1