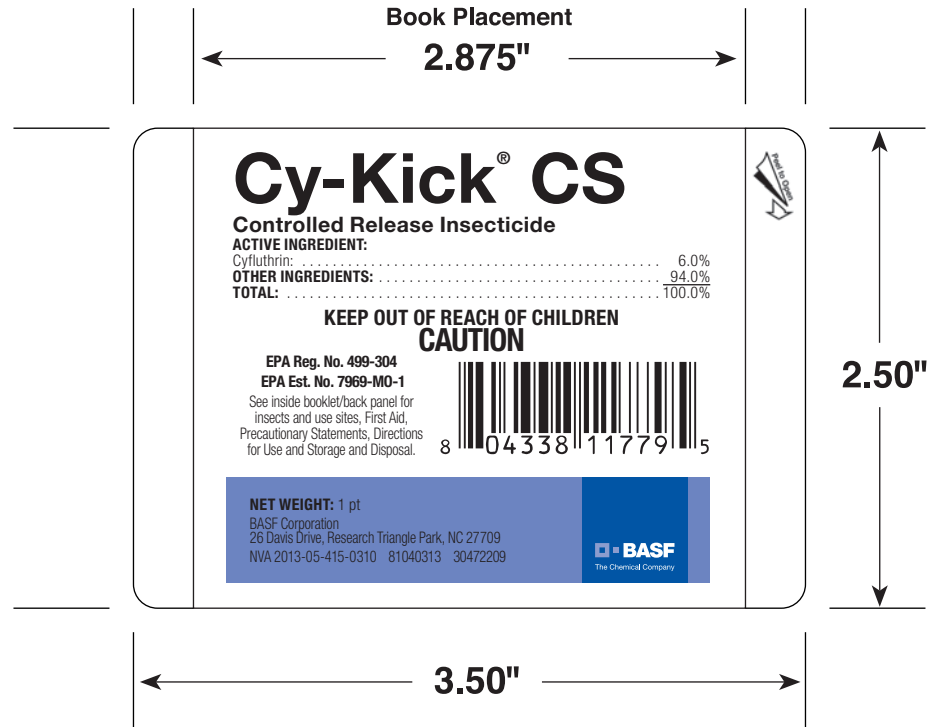
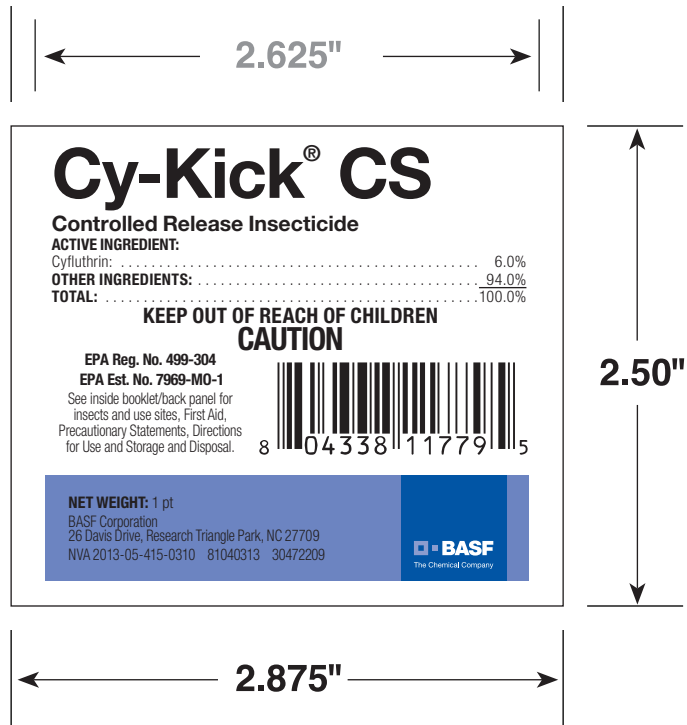


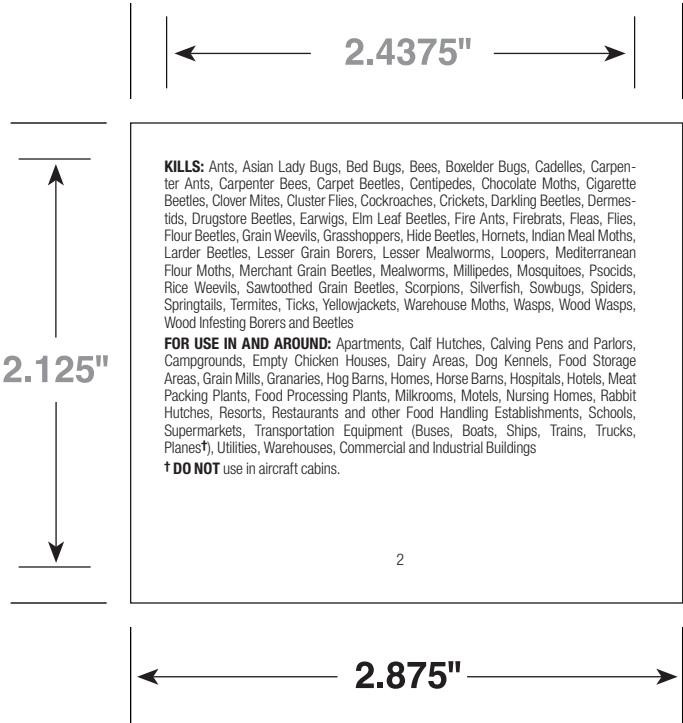
100%  
1 pt Booklet (base page) - 3.5" (w) x 2.5" (h)  
Applied to front of bottle



100%  
1 pt Booklet (cover page) - 3.5" (w) x 2.5" (h)  
Applied to front of bottle on top of booklet base



100%  
1 pt Booklet (page 2) - 3.5" (w) x 2.5" (h)  
-----  
**NOTE:** Same size and application on the following 20 PDF pages which are pages 3-22 of the booklet.



2.4375"

2.125"

<b>FIRST AID</b>	
<b>If on skin or clothing</b>	<ul style="list-style-type: none"><li>• Take off contaminated clothing.</li><li>• Rinse skin immediately with plenty of water for 15 to 20 min.</li><li>• Call a poison control center or doctor for treatment advice.</li></ul>
<b>If in eyes</b>	<ul style="list-style-type: none"><li>• Hold eye open and rinse slowly and gently with water for 15 to 20 min.</li><li>• Remove contact lenses, if present, after the first 5 min., then continue rinsing eyes.</li><li>• Call a poison control center or doctor for treatment advice.</li></ul>
<b>If swallowed</b>	<ul style="list-style-type: none"><li>• Call a poison control center or doctor immediately for treatment advice.</li><li>• Have person sip a glass of water if able to swallow.</li><li>• <b>DO NOT</b> induce vomiting unless told to do so by a poison control center or doctor.</li><li>• <b>DO NOT</b> give anything by mouth to an unconscious person.</li></ul>
<b>HOTLINE NUMBER</b>	
Have the product container or label with you when calling a poison control center or doctor or going for treatment. You may also call 1-800-832-HELP (4357) for emergency medical treatment information.	

2.875"

2.4375"

2.125"

**PRECAUTIONARY STATEMENTS**

**HAZARDS TO HUMANS AND DOMESTIC ANIMALS**

**CAUTION:** Harmful if absorbed through skin. Causes moderate eye irritation. Avoid contact with eyes, skin or clothing. Wash hands before eating, drinking, chewing gum, using tobacco or using the toilet.

**ENVIRONMENTAL HAZARDS**

This product is extremely toxic to fish and aquatic invertebrates. Remove from premises or tightly cover fish tanks and disconnect aerators when applying indoors where such containers are present.

**DO NOT** apply when weather conditions favor drift from treated areas. Drift and runoff from treated areas may be hazardous to aquatic organisms in neighboring areas. To protect the environment, **DO NOT** allow pesticide to enter or run off into storm drains, drainage ditches, gutters or surface waters. Applying this product in calm weather when rain is not predicted for the next 24 hr will help to ensure that wind or rain does not blow or wash pesticide off the treatment area. Rinsing application equipment over the treated area will help avoid run-off to water bodies or drainage systems.

**DIRECTIONS FOR USE**

**IT IS A VIOLATION OF FEDERAL LAW TO USE THIS PRODUCT IN A MANNER INCONSISTENT WITH ITS LABELING.**

**USE RESTRICTIONS**

- **DO NOT** apply this product through any type of irrigation system.

2.875"

2.4375"

2.125"

- **DO NOT** make applications during rain.
- **DO NOT** apply water-based sprays of this product to conduits, motor housing, junction and switch boxes or other electrical equipment because of possible shock hazard. **DO NOT** spray where electrical short circuits might result, such as wall outlets, conduits, etc.
- **DO NOT** apply in aircraft cabins.
- **DO NOT** use in outdoor residential misting systems.
- **DO NOT** apply to humans, their clothing or bedding. **DO NOT** allow children or pets to contact treated surfaces until spray has dried. **DO NOT** contaminate food or use on household pets. Cover fish tanks prior to application. **DO NOT** apply this product in patient rooms while occupied or in any rooms while occupied by the elderly or infirm. **DO NOT** apply to classrooms when in use.
- **DO NOT** contaminate food, feedstuffs, or water supply. **DO NOT** contaminate food preparation surfaces, kitchen utensils, dishes, or feed storage containers. Cover any food/feed contact surfaces and cooking utensils in the treatment area during treatment or thoroughly clean before using.
- **DO NOT** water the treated area to the point of run-off.
- **DO NOT** apply directly to impervious horizontal surfaces such as sidewalks, driveways and patios except as a spot or Crack & Crevice treatment. During application, **DO NOT** allow pesticide to enter or run off into storm drains, drainage ditches, gutters or surface waters.

5

2.875"

2.4375"

2.125"

• All outdoor applications, if permitted elsewhere on this label, must be limited to spot or Crack & Crevice treatments only, except for the following permitted uses, if allowed elsewhere on this label:

1. Applications to soil or vegetation, as listed on this label, around structures;
2. Applications to lawns, turf and other vegetation, as listed on this label;
3. Applications to the side of a building, up to a maximum height of 3 ft above grade;
4. Applications to underside of eaves, soffits, doors or windows permanently protected from rainfall by a covering, overhang, awning or other structure;
5. Applications around potential pest entry points into buildings, when limited to a surface band not to exceed 1" in width;
6. Applications made through the use of a coarse, low pressure spray to only those portions of surfaces that are directly above bare soil, lawn, turf, mulch or other vegetation, as listed on this label, and not over an impervious surface, drainage or other condition that could result in runoff into storm drains, drainage ditches, gutter or surface waters, in order to control occasional invaders or aggregating pests.

• **DO NOT** apply directly to sewers or drains, or to any area like a gutter where drainage to sewers, storm drains, water bodies or aquatic habitat can occur, except as directed by this label.

6

2.875"

2.4375"

2.125"

**GENERAL INFORMATION**

This product is a flowable microencapsulated concentrate containing 0.5 lb of cyfluthrin per gallon. It may be used on any surface which will not be damaged or stained by water. Heavy applications may leave a visible deposit. On some surfaces this deposit can be removed with a damp cloth or sponge.

In situations where conventional application methods have not or are not likely to provide adequate coverage, foam generating equipment or similar machines can be used to provide a continuous coverage. Use drier foam inside wall voids to avoid any water damage or electrical short circuits. Refer to section entitled "Foam Application Use Directions".

**MIXING INSTRUCTIONS**

Thoroughly clean spray equipment before using. Shake concentrate well before diluting. When diluting, first add approximately 1/2 of the water to the spray tank and then add the proper amount of concentrate. When emptying the bottles, triple rinse with water, shake well and add the rinsate to the spray tank. Add the rest of the water and agitate the sprayer thoroughly. Agitate sprayer occasionally during use to ensure even mixture. Shake or reagituate sprayer if spraying is interrupted or if dilution is left in sprayer overnight. If spray screens are used, they should be 50 mesh or larger.

7

2.875"



← 2.4375" →

↑  
2.125"  
↓

SPRAY DILUTION CHART		
Amount of Finished Spray	Spray Concentration	
	0.05% Spray	0.10% Spray
1 gal	1.0 fl oz	2.0 fl oz
3 gal	3.0 fl oz	6.0 fl oz
5 gal	5.0 fl oz	10.0 fl oz
10 gal	10.0 fl oz	20.0 fl oz

The higher rate should be used for clean-outs, for longer residual control or for high insect infestations.

**VOID/CRACK & CREVICE APPLICATION**

To treat insects harbored in voids and in cracks and crevices, apply with equipment designed for void applications. Follow the manufacturer's recommendations for proper equipment set up and operating pressures. Place the tip of the applicator at or into the crack or crevice to be treated. Apply product in short bursts while keeping tip in position. Allow the air stream to push insecticide deep into voids. Application should be made in such a manner to limit dripping and run-off on structural surfaces and plants.

← 2.875" →

2.4375"

2.125"

### INDOOR TREATMENTS

Dilute concentrate to 0.05% or 0.10% with water using the spray dilution chart. Use as a Crack & Crevice residual product where insects may be hiding, living and breeding and/or for selected spot application.

When using in food/feed areas of food/feed handling establishments, restaurants or other areas where food/feed is commercially prepared or processed, refer to the section entitled "Food/Feed Areas of Food Handling Establishments" for use directions. Non-food/feed areas are areas such as garbage rooms, restrooms, floor drains (to sewers), entries and vestibules, offices, locker rooms, machine rooms, boiler rooms, garages, mop closets and storage (after canning or bottling).

**CENTIPEDES, COCKROACHES, CRICKETS, DERMESTIDS, EARWIGS, FIREBRATS, MILLIPEDES, PSOCIDS, SILVERFISH, SOWBUGS, SPIDERS:** Make spot treatment and/or Crack & Crevice injections into hiding places such as cracks and crevices, void areas, moist areas, openings around pipes and sinks and under refrigerators. Repeat as necessary, but not more than twice per week. Treatments must be at least 3 days apart.

**FLIES:** Make spot applications on surfaces where flies rest in the dark at night or frequent during the day, such as window frames, screens, trash cans, ceilings and upper wall surfaces.

**CARPET BEETLES (Dermestids):** Treat along edges of carpet, under carpet edge, furniture, throw rugs and as a Crack & Crevice application in closets and other shelving where

2.875"

2.4375"

2.125"

infested items are stored. **DO NOT** treat clothing with this product. Repeat application as necessary, but not more than twice per week. Treatments must be at least 3 days apart.

**BED BUGS:** Apply to cracks and crevices where evidence of bed bugs occurs. This includes bed frames, box springs, inside empty dressers and clothes closets, carpet edges, high and low wall moldings and wallpaper edges. **DO NOT** use this product on mattresses, pillows, bed linens or clothes. Remove all clothes and other articles from dressers or clothes closets before application. Allow all treated areas to dry thoroughly before use. Not recommended for use as sole protection against bed bugs. If evidence of bed bugs is found in/on mattresses, use a product approved for this use.

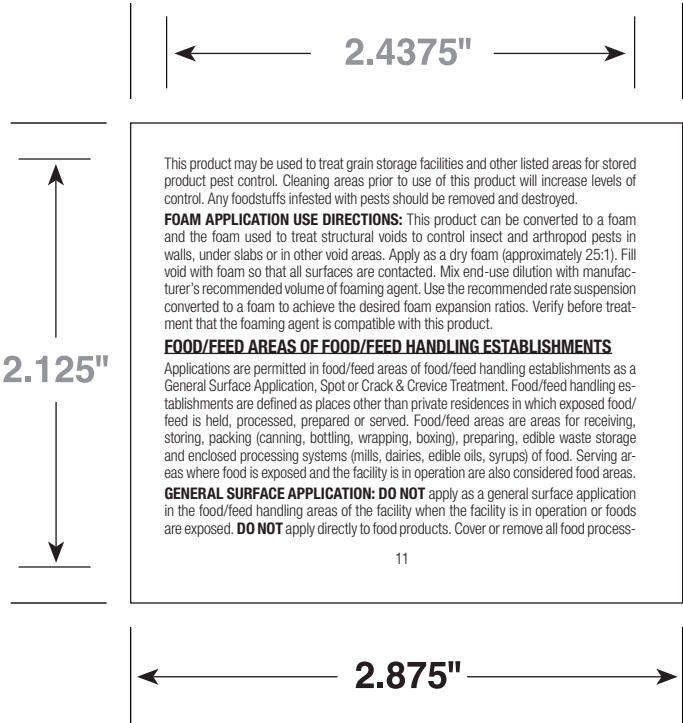
**TICKS:** Apply as a spot and/or Crack & Crevice treatment in infested and egg laying areas such as pet resting quarters, nearby cracks and crevices, behind baseboards, door and window frames. Replace pet's old bedding with clean fresh bedding after treatment. **DO NOT** treat pets with this product. Repeat application as necessary, but not more than twice per week. Treatments must be at least 3 days apart.

**ANTS:** Inject cracks, crevices and voids where ants may be traveling and/or harboring, including but not limited to, around doors, window frames, and other structural cracks, crevices and voids. Spot treatment of trails and feeding areas may also be made.

**STORED PRODUCT PESTS (Exposed Adult And Immature Stages):** Before storing products, treat warehouses, production facilities, storage areas, rail cars, truck beds and other areas where products are stored. Apply as a spot and/or Crack & Crevice treatment to cracks, crevices and surfaces where pests have been seen or may have harborage.

10

2.875"



2.4375"

2.125"

ing and/or handling equipment during application. After application in food processing plants, bakeries, cafeterias and similar facilities, wash all equipment, benches, shelving and other surfaces which food will contact. Clean food handling or processing equipment and thoroughly rinse with clean, fresh water.

**SPOT AND CRACK & CREVICE APPLICATION:** Spot or Crack & Crevice applications may be made while the facility is in operation; however, food should be covered or removed from area being treated. **DO NOT** apply directly to food or food handling surfaces. May be used in federally inspected meat and poultry plants.

#### **INDOOR AND OUTDOOR TREATMENTS**

Select one of the following dilutions, 0.05% or 0.10%, for insects listed below unless otherwise noted.

**HIBERNATING STAGES OF ASIAN LADY BUGS, BOXELDER BUGS, ELM LEAF BEETLES, CLUSTER FLIES AND CLOVER MITES:** Inject cracks, crevices and/or voids where these insects may be harboring or hibernating. Infested areas include, but are not limited to, cracks and crevices in weep holes, wall voids, around window and door frames, and under siding. Treat wall area around entry points on exterior where insects congregate. Repeat application as necessary, but not more than twice per week. Treatments must be at least 3 days apart.

**CARPENTER ANTS:** Make spot and/or Crack & Crevice applications to any trails, inside or outside around doors and windows, and other places where ants enter prem-

2.875"

2.4375"

2.125"

ises. Areas which may be treated include, but are not limited to, atriums, crawl spaces, ceilings, garages, soffits, wall voids, weep holes, and other void areas. Where possible, treat ant nest or infested wood directly. Repeat application as necessary, but not more than twice per week. Treatments must be at least 3 days apart.

**BEEs, WASPS AND YELLOWJACKETS:** As a preventative or remedial treatment to help prevent these insects from building nests or workers from congregating on structures, follow perimeter treatment directions under outdoor section of label. Pay particular attention to soffit and eave areas.

For treatment of a yellowjacket or wasp nest, liberally treat the nest, inside the nest for yellowjackets and the surrounding area. For treatment of nests inside wall voids, inject into the nest sufficient quantity to treat the complete nest. More than one point of application may be required. Most applications should require no more than 1/2 gal of diluted material. Pay particular attention to what the water may contact such as electrical wiring. **DO NOT** use where there is a shock hazard.

THIS PRODUCT DOES NOT PROVIDE INSTANT KNOCKDOWN. THE BEST TIME TO TREAT IS LATE IN THE DAY. COLONY SHOULD BE DEAD IN 2 TO 3 DAYS. DEPENDING ON THE SITUATION, PROTECTIVE EQUIPMENT FOR THE APPLICATOR MAY BE REQUIRED.

**WOOD DESTROYING INSECTS**

**LOCALIZED TREATMENT OF WOOD-INFESTING INSECTS - Beetles and Borers (such as the following families):** *Anobiidae, Bostrichidae, Buprestidae, Cerambycidae, Lyctidae, Oedemeridae, Sesidae* and Termites: Locate suspected infestation and/or

2.875"

← 2.4375" →

↑  
2.125"  
↓

insect tunnels and cavities. Drill pilot holes into insect tunnels, gallery and inaccessible closed voids. Drill holes 8 to 10" apart to ensure thorough coverage. Inject 5 to 10 sec/hole. **DO NOT** contact electrical wiring, plumbing, etc. Use the 0.05% or 0.10% rate.

**TERMITES:** To inhibit termite infestations, treat exposed tubing, cracks or cold joints in concrete or other structural interstices. Treatment of exposed surfaces should be done to cover thoroughly but excess run-off should be avoided. This type of application is intended to be a supplemental treatment for control of drywood and above ground subterranean termites and other wood-infesting insects. It is not intended to be a substitute for soil treatment or for extensive infestation of drywood or other wood-infesting insects. Use a 0.125% rate, 2.5 fl oz of concentrate per gallon of water. To treat for severe infestations or for treatments under slabs, in basements and buildings with insufficient crawlspace, use a registered termiticide.

**OUTDOOR TREATMENTS**

**KILLS:** Ants, Asian Lady Bugs, Boxelder Bugs, Carpenter Ants, Carpenter Bees, Carpet Beetles, Centipedes, Clover Mites, Cluster Flies, Cockroaches, Crickets, Dermestids, Earwigs, Elm Leaf Beetles, Fleas, Flies, Grasshoppers, Millipedes, Mosquitoes, Psocids, Scorpions, Silverfish, Sowbugs, Spiders and Ticks

This product can be used as a residual treatment on outdoor surfaces and/or as a crack, crevice and void treatment of buildings, porches, window frames, eaves, patios, garages, garbage dumps and other areas where pests congregate or enter premises. Repeat treatment as necessary to maintain effectiveness, but not more than twice per week. Treatments must be at least 3 days apart. Use the 0.05% or 0.10% rate.

← 2.875" →

2.4375"

2.125"

This product can be used as a residual treatment to control pests in outdoor void areas such as meter boxes and manholes. Repeat treatment as necessary, but not more than twice per week. Treatments must be at least 3 days apart. Use the 0.05% or 0.10% rate.

**PERIMETER TREATMENT:** To help prevent infestations of buildings, treat a band of soil 6 to 10 ft wide around and adjacent to the building. Also treat the building foundation to a height of 2 to 3 ft where pests are active and may find entrance. Treat other insect entry points such as doors, windows, under siding and eaves of structure. This product may be applied in compressed air, backpack or power spray equipment. An application rate of 0.5 to 1.0 fl oz/1,000 ft<sup>2</sup> is desirable. Apply in sufficient water to adequately cover the area being treated. Application should be made in such a manner to limit dripping and run-off on structural surfaces and plants. Alternate directions are to use 4 to 8 fl oz/50 gal of water.

**SUGGESTED MIXING CHART FOR LARGER TANK SIZES**

Tank Size (Gallons)	Suggested Amount of Concentrate per Tank (fl oz)
15	1.5 to 2.5
25	2.0 to 4.0
50	4.0 to 8.0
100	8.0 to 16.0

15

2.875"



2.4375"

2.125"

**FLIES:** Treat outside surfaces of screens, doors, window frames or wherever flies enter. Also treat surfaces on porches, in garages, and other places where insects light or congregate. Repeat as necessary. Treat normal fly resting areas such as ceilings, upper corners of the area, around windows and doors, and other surfaces. Treat inside and outside surfaces of dumpsters and other trash holding containers. Treat trash storage areas. Treat so as to lightly moisten the target surface. For best results, begin treatments at the start of the fly season and repeat during periods of heavy fly activity. Treat no more than twice per week and at least 3 days apart.

**MOSQUITO CONTROL OUTDOORS:** Not for use in wide area local, state or federal mosquito control programs. To control adult mosquitoes, use handheld, back-pack or truck mounted sprayers only. Not for use with truck mounted cold aerosol ULV sprayers, hand-held cold aerosol ULV sprayers or thermal fogging devices. **DO NOT** apply by aircraft. **DO NOT** apply through any kind of irrigation and/or lawn sprinkler systems. Use up to 150 gal of diluted spray per acre. Treat shrubbery, vegetation and other areas where mosquitoes may rest. Shrubby and vegetation around stagnant pools, marshy areas, ponds and shorelines may be treated if applied as a wet spray. Direct application of this product to any body of water is prohibited.

**CARPENTER BEES:** Locate entrance holes. Treat galleries through entrance holes. Seal bee entrances after application.

**SCORPIONS:** Remove accumulations of lumber, firewood, and other materials which serve as harborage sites. Before stacking firewood or lumber, apply this product as a residual spray to surfaces immediately below such materials. Band treatment may also be helpful in reducing pests immigrating from surrounding areas.

2.875"

← 2.4375" →

↑  
2.125"  
↓

**YELLOWJACKET CONTROL OUTDOORS**  
**BAIT PREPARATION AND DISPENSER DISTRIBUTION:** To 100g of bait matrix, add 2.0g of concentrate and mix thoroughly. This amount of bait is sufficient for one dispenser. **DO NOT** mix more than the recommended amount of concentrate to the desired bait or yellowjacket avoidance may occur.  
Mix only enough bait for immediate use in the desired number of dispensers. Add bait to each dispenser until it reaches about midway between the container bottom and the access holes. Hang the dispenser, preferably in a sunny location, from a tree limb or other suitable support around the periphery of the area to be protected and at heights inaccessible to children and pets. Since the bait is meat based, wildlife may be attracted to it. Placement of the bait and how the dispenser is attached should be such to make it difficult for it to be removed or consumed by wildlife. Attaching the bait dispenser to the surface in two places so it cannot be beat around or easily removed is recommended if wildlife is a concern. For best results, use 3 to 4 dispensers/acre or place them about 100 ft apart.  
**REAPPLICATION AND BAIT LONGEVITY:** Replenish dispensers with fresh bait as long as yellowjackets are present. Unused bait will probably be unattractive to yellowjackets after a few days, especially if temperatures are above 90°F. If possible, stir bait once each day before yellowjacket activity begins in order to bring fresh bait to the surface. If pest yellowjackets reappear in late summer, retreat the area.  
Properly dispose of any unused or stale bait. **DO NOT** reuse dispensers for any other purpose.

← 2.875" →

2.4375"

2.125"

**BAIT ATTRACTIVENESS:** Attractiveness of baits to yellowjackets is highly variable and is dependent on such factors as stage of reproductive cycle, type of bait, quality of bait, etc. Before using this product, it is recommended that bait preference be determined by placing several candidate baits in allocation where yellowjacket activity is occurring. By observing the visitation frequency for a short time, preference will become apparent.

**BAIT DISPENSER:** In a 4 to 6 oz non-food container with a removable top, drill 3 to 6 holes 5/8" to 11/16" in diameter around the top of the container and 2 small holes (for attaching wire) in the top.

**DISPENSER MARKING:** Mark dispenser with at least the following information:

**CAUTION**

Contains bait mixed with **Cy-Kick® CS**  
**Controlled Release Insecticide**, (Cyfluthrin)  
EPA Reg. No. 499-304



**BAIT SOURCES AND SUGGESTIONS:** This product is recommended for use with any of the attractants from the categories listed below. In order to maximize efficiency, particles of the selected bait should be reduced to 1/8" diameter or smaller. If any bait is dry after preparation, add sufficient water to increase the total moisture content.

**Canned Pet Foods:** Cat food containing fish is generally the most attractive bait, although meat and poultry products are usually suitable.

2.875"

2.4375"

2.125"

**Fresh Meat, Fish, And Poultry:** Hamburger or salmon is generally the most attractive bait. The selected product should be cooked until the red color barely disappears. Some products, like red salmon, will retain a red color even after cooking. All traces of free grease should be removed.

**Canned Meat, Fish, Poultry And Processed Meats (Ham, Cold Cuts, Etc.):** These products are often very attractive to yellowjackets and need not be cooked.

**CRAWLING INSECTS - including but not limited to Ants, Cockroaches, Crickets, Earwigs, Sowbugs, and Scorpions:** For treatment of infestations of these insects in outdoor areas which are landscaped, planted, mulched or unmaintained. For ants, treat mounds and runways. Repeat applications as infestation warrants and as reinfestations occur. Apply to cracks and crevices where insects may enter premises. Areas to be treated include, but are not limited to, weep holes, under siding, wall voids, soffits, around attic vents, cracks and crevices, openings around windows, doors and pipes. Treatment of infested fences and tree holes is permitted.

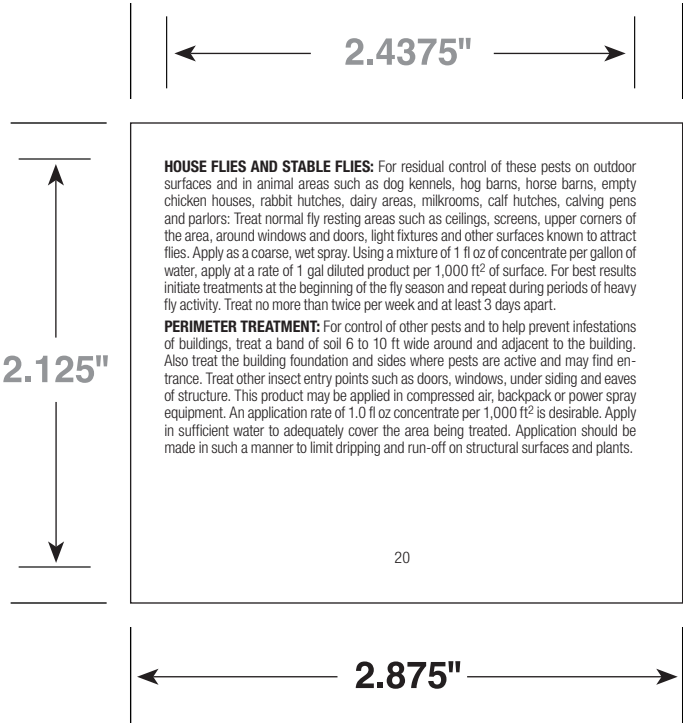
**FLEAS:** Treat infested areas. This product will kill fleas on contact but does not provide residual control.

---

**USE IN AND AROUND LIVESTOCK HOUSING**

May be used in and on outside surfaces of other buildings. **DO NOT** apply to lactating or food animals. **DO NOT** contaminate milk, food or drinking water. Remove all animals prior to making application to housing. **DO NOT** apply or allow insecticide to drift onto animals. **DO NOT** allow animals to enter treated areas until surfaces are dry.

2.875"



2.4375"

2.125"

**STORAGE AND DISPOSAL**

**DO NOT** contaminate water, food or feed by storage or disposal.  
**STORAGE:** Store in original container in secured dry storage area. Prevent cross-contamination with other pesticides or fertilizers. **DO NOT** store above 122°F for extended periods of time. Preferred storage is above 32°F. Storage below 32°F may result in solidification. If warmed to above 32°F, product will return to original form. Freezing does not adversely affect this product. If container is damaged or spill occurs, use product immediately or dispose of product and damaged container as indicated below.  
**PESTICIDE DISPOSAL:** Wastes resulting from the use of this product may be disposed of on site or at an approved waste disposal facility.  
**CONTAINER DISPOSAL:** Nonrefillable container. **DO NOT** reuse or refill this container! Empty container by using the product according to the label directions. Triple rinse container (or equivalent) promptly after emptying. Triple rinse as follows:  
Empty the remaining contents into application equipment or a mix tank and drain for 10 sec after the flow begins to drip. Fill the container 1/4 full with water and recap. Shake for 10 sec. Pour rinsate into application equipment or a mix tank or store rinsate for later use or disposal. Drain for 10 sec after the flow begins to drip. Repeat this procedure 2 more times.  
Then offer for recycling, if available, or puncture and dispose of in a sanitary landfill, or by incineration, or, if allowed by state and local authorities, by burning. If burned stay out of smoke.

2.875"

2.4375"

2.125"

**CONDITIONS OF SALE AND WARRANTY**

Follow the **Directions for Use**. It is impossible to eliminate all risks inherently associated with use of this product, and therefore all such risk shall be assumed by the Buyer. BASF warrants that this product conforms to the chemical description on the label and is reasonably fit for the purposes referred to in the **Directions for Use**, subject to the inherent risks, referred to above. **TO THE EXTENT CONSISTENT WITH APPLICABLE LAW: (A) BASF MAKES NO OTHER WARRANTIES EXPRESS OR IMPLIED, INCLUDING WARRANTIES OF FITNESS FOR PARTICULAR PURPOSE OR MERCHANTABILITY, (B) BUYER'S EXCLUSIVE REMEDY AND BASF'S AND SELLER'S EXCLUSIVE LIABILITY, WHETHER IN CONTRACT, TORT, NEGLIGENCE, STRICT LIABILITY, OR OTHERWISE, SHALL BE LIMITED TO REPAYMENT OF THE PURCHASE PRICE OF THE PRODUCT, AND (C) BASF AND THE SELLER DISCLAIM ANY LIABILITY FOR CONSEQUENTIAL, INCIDENTAL, SPECIAL OR INDIRECT DAMAGES RESULTING FROM THE USE OR HANDLING OF THIS PRODUCT.** BASF and the Seller offer this product, and the Buyer accepts it, subject to these **Conditions of Sale and Warranty** which may be varied only by agreement in writing signed by a duly authorized representative of BASF. PCS813

*Crack & Crevice* and *Cy-Kick* are registered trademarks of BASF.

© 2014 BASF Corporation All rights reserved.  
81040313 30472209 NVA 2013-05-415-0310  
Based on: NVA 2013-04-415-0170 Supersedes: 130917-120

2.875"

100%  
 1 pt back label - 3.5" (w) x 2.5" (h)  
 Applied to back of bottle

