

NEW!

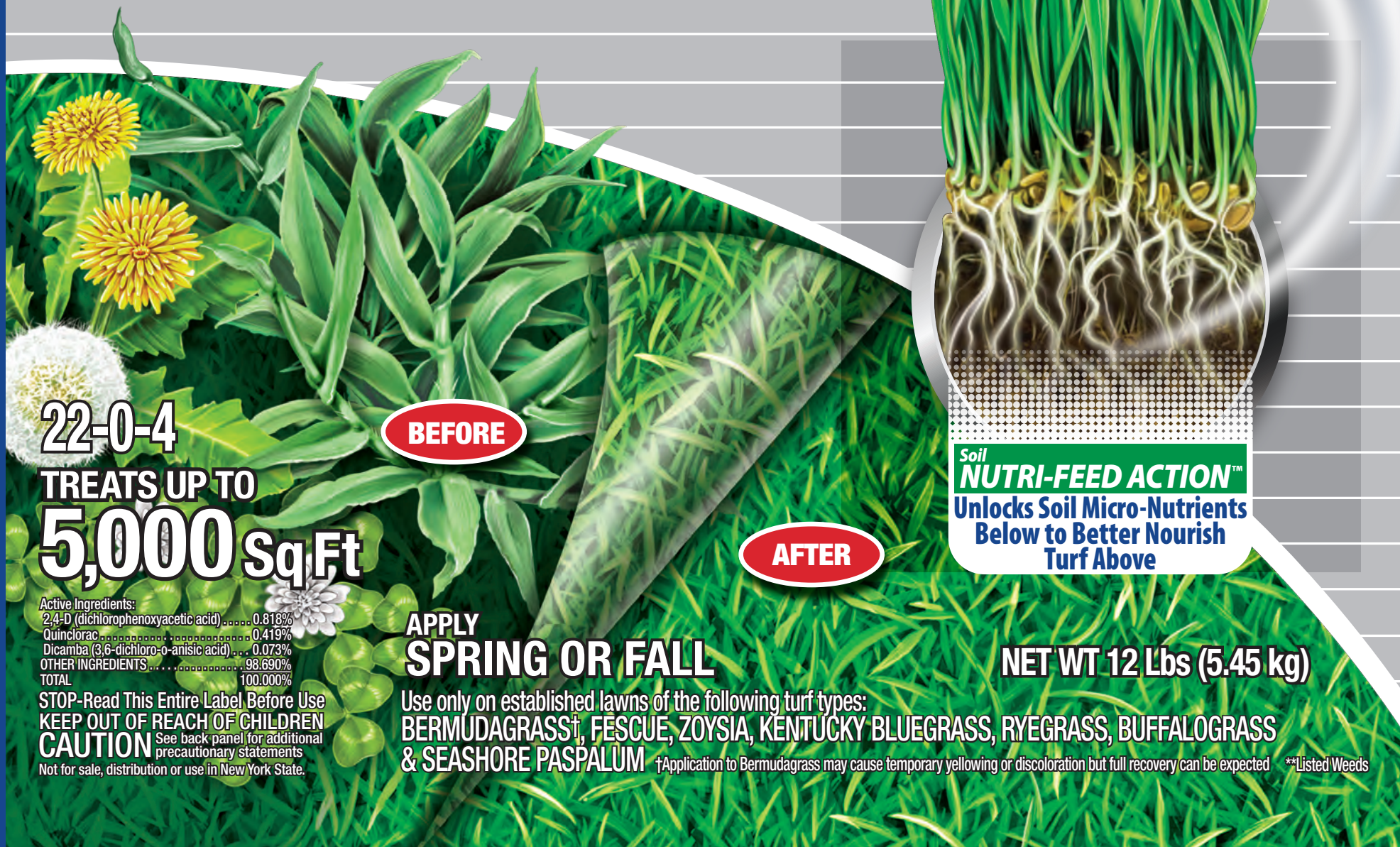


ALL ^{IN} 1

WEED & FEED

MATA LAS MALEZAS DE HOJA ANCHA, EL GARRANCHUELO Y FERTILIZA

- 1 KILLS LAWN WEEDS****
INCLUDING DANDELION, CLOVER & CHICKWEED
- 2 FEEDS & GREENS**
STRENGTHENS YOUR LAWN
- 3 KILLS CRABGRASS**
PLUS OTHER GRASSY WEEDS**



22-0-4
TREATS UP TO
5,000 Sq.Ft

BEFORE

AFTER

Soil **NUTRI-FEED ACTION™**
Unlocks Soil Micro-Nutrients
Below to Better Nourish
Turf Above

Active Ingredients:
2,4-D (dichlorophenoxyacetic acid) 0.818%
Quinclorac 0.419%
Dicamba (3,6-dichloro-o-anisic acid) ... 0.073%
OTHER INGREDIENTS 98.690%
TOTAL 100.000%

**APPLY
SPRING OR FALL**

NET WT 12 Lbs (5.45 kg)

STOP-Read This Entire Label Before Use
KEEP OUT OF REACH OF CHILDREN
CAUTION See back panel for additional
precautionary statements
Not for sale, distribution or use in New York State.

Use only on established lawns of the following turf types:
**BERMUDAGRASS†, FESCUE, ZOYSIA, KENTUCKY BLUEGRASS, RYEGRASS, BUFFALOGRASS
& SEASHORE PASPALUM** †Application to Bermudagrass may cause temporary yellowing or discoloration but full recovery can be expected **Listed Weeds



READ ENTIRE DIRECTIONS FOR USE BEFORE APPLYING

quickFACTS

- 1 KILLS LAWN WEEDS** INCLUDING DANDELION, CLOVER & CHICKWEED
2 FEEDS & GREENS STRENGTHENS YOUR LAWN
3 KILLS CRABGRASS PLUS OTHER GRASSY WEEDS**

WHEN TO APPLY

Apply Spring, Summer or Fall - when weeds** are actively growing. See Directions for Use for further details

WHERE TO USE

Use only on established lawns of the following turf types: Bermudagrass, Buffalograss, Kentucky Bluegrass, Ryegrass, Fescue, Seashore Paspalum and Zoysia

DO NOT USE ON Bahiagrass, Carpetgrass, Centipedegrass, St. Augustinegrass (including Floratam) or Dichondra

*Application to Bermudagrass may cause temporary yellowing or discoloration but full recovery can be expected

COVERAGE This bag treats 5,000 sq. ft.



Questions or comments, call toll-free (877) 229-3724 www.BioAdvanced.com



For the full Spanish translation go to www.BioAdvanced.com

Table with Active Ingredients, Other Ingredients, and Total. Includes detailed list of weeds controlled and guaranteed analysis.

DIRECTIONS FOR USE

It is a violation of Federal law to use this product in a manner inconsistent with its labeling.

BEFORE YOU USE • Use this product only on established lawns listed on this label - new lawns may be treated after the fourth mowing. Do not make sequential applications sooner than 30 days.

HOW TO USE • Use rotary or drop type spreader to apply granules evenly over the lawn. To be sure you cover lawn areas uniformly, first treat the border of the lawn then fill in the center.

FOR BEST RESULTS WHEN TO APPLY • Apply when weeds** are small and actively growing - when Crabgrass is emerging and is visible in thin turf areas - temperatures are between 50-90°F.

MOWING • If the lawn needs mowing, do it 1 to 2 days before (for best results) or 2 days after applying this product.

WATERING • If lawn is dry, water 1 to 2 days before using this product. Do not water for at least 24 hours after application or apply if rain is expected within 24 hours.

HOW IT WORKS This product contains three proven weed killers to control lawn weeds** & crabgrass, roots and all. And it won't harm your lawn when used as directed.



Do not apply this product in a way that will contact any person or pet, either directly or through drift. Keep people and pets out of the area during application.

INDICACIONES DE USO

Es una violación de la Ley Federal utilizar este producto de manera contraria a la indicada en la etiqueta.

ANTES DE USAR • Use este producto solo en céspedes establecidos que aparecen en la lista en esta etiqueta - céspedes nuevos pueden ser tratados luego de que lo haya podado cuatro veces.

COMO USAR • Usar rociadores del tipo gota o rotativo para aplicar granulos de manera pareja sobre el césped. Para asegurarse de cubrir el área de manera uniforme, primero tratar el límite del césped y luego completar en el centro.

PARA MEJORES RESULTADOS CUANDO APLICAR • Aplicar cuando - Las malezas** sean pequeñas y están creciendo activamente - Cuando el zácate cangrejo esté apareciendo y sea visible en áreas con césped fino.

MOWING • Si el césped necesita ser cortado, hágalo 1 o 2 días antes (para mejores resultados) o 2 días después de aplicar este producto.

REGAD0 • Si el césped está seco, riegue 1 a 2 días antes de usar este producto. No riegue durante como mínimo 24 horas luego de la aplicación o aplique si se espera lluvia dentro de las 24 horas.

COMO FUNCIONA Este producto contiene tres exterminadores probados de malezas para controlar las malezas que aparecen en la lista** y el zácate cangrejo, raices y todo. Y no dañará su césped cuando se usa como se indica.

No aplicar este producto de modo que entre en contacto con personas o mascotas ya sea directamente o por goteo. Mantener a las personas y mascotas fuera del área durante su aplicación.

SPREADER SETTINGS


If your spreader is not listed, please call our Consumer Service Hotline toll-free (877) 229-3724 for help.

• Settings are approximate. The condition of your spreader, the speed at which you walk and uneven terrain may affect the rate of application.

• Tip: 1,000 sq ft = 20 ft x 50 ft

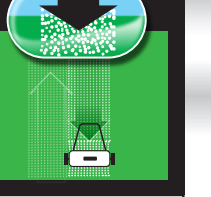
• Do not use a spreader that applies granules in narrow, concentrated or uneven bands. Be sure the spreader works properly and spreads granules evenly.

BROADCAST SPREADER



(Fig. A) Make sure each strip overlaps the previous strip to ensure complete coverage.

DROP SPREADER



(Fig. B) Make sure the wheels overlap the wheel marks in the grass from the previous strip to ensure complete coverage.

SETTING TO DELIVER 2.4lb/1000 sq. ft.

Table with columns for Broadcast Spreader and Drop Spreader, listing various models and their settings.

WEEDS KILLS OVER 200 WEEDS** INCLUDING:

Large table listing various weeds such as Annual Yellow Sweetclover, Aster, Austrian Fieldress, Barnyardgrass, Bedstraw, Beggarticks, Bentgrass, Colonial, Bentgrass, Seaside, Betony, Florida, Bindweed, Field, Bird Vetch, Bitter Wintergrass, Bittercress, Hairy, Bitterweed, Black-eyed Susan, Black Medic, Black Mustard, Blackseed Plantain, Blessed Thistle, Bloodflower Milkweed, Blue Lettuce, Blue Vervain, Bracted Plantain, Brass Buttons, Bristly Ox Tongue, Broadleaf Dock, Broadleaf Plantain, Broadleaf Signalgrass, Broomweed, Buckhorn, Buckhorn Plantain, Bulbous Buttercup, Bull Thistle, Bullnettle, Burclover, Burdock, Burning Nettle, Burweed, Buttercup, Buttonweed, Canada Thistle, Carolina Geranium, Carpetweed, Catchweed Bedstraw, Catnip, Catsear, Chickweed, Common Chickweed, Mouseear, Chicory, Cinquefoil, Clover, Crimson, Clover, Hop, Clover, Red, Clover, Strawberry, Clover, Sweet, Clover, White, Cockle, Cocklebur, Common Mullen, Crabgrass, Large (Hairy), Crabgrass, Small (Smooth), Creeping Charlie, Hawkweed, Heartleaf Drymary, Heath Aster, Hedge Bindweed, Hedge Mustard, Hemp, Dichondra, Dogbane, Dogfennel, Dollarweed, Horsenettle, Jimsonweed, Kikuyugrass, Knaveel, Knotweed, Kochia, Lambsquarters, Lespedeza, Mallow, Matchweed, Mexicanweed, Milk Vetch, Morningglory, Mouseear Hawkweed, Mugwort, Gumweed, Hairy Fleabane, Hawkweed, Heartleaf Vetch, Nettle, Orange Hawkweed, Oriental Cocklebur, Oxalis, Parsley-piert, Parsnip, Pearlwort, Hoary Plantain, Hoary Vervain, Peppercorn, Peppergrass, Pepperweed, Pigweed, Pinyonwoods Bedstraw, Plain's Coreopsis (Tickseed), Plantain, Poison Ivy, Poison Oak, Pokeyweed, Pooreye, Prairie Sunflower, Prickly Lettuce, Prickly Side, Prostrate Knotweed, Prostrate Pigweed, Musk Thistle, Prostrate Spurge, Prostrate Vervain, Puncturevine, Purslane, Common Ragweed, Red Sorrel, Redroot Pigweed, Redstem Filaree, Rough Cinquefoil, Parsnip, Russian Pigweed, Russian Thistle, Scarlet Pimpernel, Tumble Mustard, Scotch Thistle, Sheep Sorrel, Shepherdspurse, Slender Plantain, Small flower Galinsoga, Smooth Dock, Smooth Pigweed, Sorrel, Sowthistle, Spanishteedles, Speedwell, Spiny Amaranth, Spiny Cocklebur, Spiny Sowthistle, Spotted Catsear, Spotted Spurge, Sprangletop, Surweed, Stinging Nettle, Strawberry, India Mock, Tall Nettle, Tall Vervain, Tansy Mustard, Tansy Ragwort, Tansey, Thistle, Thorpedgrass, Trailing Mornvetch, Tumbleweed, Tumble Pigweed, Velvetleaf, Venice Mallow, Virginia Buttonweed, Virginia Creeper, Virginia Pepperweed, Water Pennywort, Wayleaf Bulbthistle, Western Clematis, Western Salsify, White Mustard, Wild Aster, Wild Buckwheat, Wild Carrot, Wild Four-o'clock, Wild Garlic, Wild Geranium, Wild Lettuce, Wild Marigold, Wild Mustard, Wild Onion, Wild Parsnip, Wild Radish, Wild Rape, Wild Strawberry, Wild Sweet Potato, Wild Vetch, Wild Violet, Woodsorrel, Woolly Cotton, Woolly Morningglory, Woolly Plantain, Wormseed, Yarrow, Yellow Rocket, Yellow flower Pepperweed

ENVIRONMENTAL HAZARDS

This pesticide is toxic to fish and aquatic invertebrates. Do not apply directly to water, to areas where surface water is present, or to intertidal areas below the mean high water mark.

RIESGOS AMBIENTALES Este pesticida es tóxico para los peces y los invertebrados acuáticos. No aplicar directamente en el agua o en áreas donde hay agua superficial presente o en áreas cercanas por debajo de la marca de agua promedio.

FIRST AID



IF SWALLOWED • Call a poison control center or doctor immediately for treatment advice. • Have person sip a glass of water if able to swallow.

IF ON SKIN OR CLOTHING • Take off contaminated clothing. • Rinse skin immediately with plenty of water for 15 - 20 minutes.

NOTE: When calling poison control center, have this product label accessible. If seeking treatment at an emergency room or doctor's office, bring this product label to show medical personnel.

PRECAUTIONARY STATEMENTS

CAUTION HAZARDS TO HUMANS & DOMESTIC ANIMALS • Harmful if swallowed or absorbed through skin. • Avoid contact with skin, eyes, or clothing.

DECLARACIONES DE PRECAUCION PRECAUCION RIESGOS PARA SERES HUMANOS Y ANIMALES DOMESTICOS • Puede causar daño si lo traga o lo absorbe por la piel.

PRIMEROS AUXILIOS

SI LO TRAGA • Llamar al centro de control de envenenamiento o al médico inmediatamente para asesoramiento sobre el tratamiento.


SI CAE EN LA PIEL O ROPA • Quitease inmediatamente la ropa contaminada. • Lavar la piel inmediatamente con mucha agua durante 15-20 minutos.

ALMACENAMIENTO Y ELIMINACION No contaminar alimentos, agua o alimentaciones por almacenamiento o eliminación.

ALMACENAMIENTO DEL PESTICIDA Almacenar en el contenedor original en un lugar seco y fresco, fuera del alcance de los niños, preferentemente en un gabinete de almacenamiento cerrado.

ELIMINACION DEL PESTICIDA Y MANIPULACION DEL CONTENEDOR Si está vacío: Contenedor no rellenable. No rellenar o volver a usar este contenedor.

EPA Reg. No. 92564-3 EPA Est. No. indicated by 3rd and 4th digits of the batch number on this package. (26) = 82757-FL-1 (57) = 071106-GA-003 (69) = 9198-AL-1 (36) = 9198-0H-1



STORAGE & DISPOSAL Do not contaminate water, food, or feed by storage and disposal



PESTICIDE STORAGE Store in original container in a cool, dry place, out of the reach of children, preferably in a locked storage cabinet. Protect from freezing.

NOTICE: Research and testing have determined that the "Directions for Use" are appropriate for the proper use of this product under expected conditions.

Large advertisement for 'ALL IN 1 WEED & FEED' product, featuring '1 KILLS LAWN WEEDS INCLUDING DANDELION, CLOVER & CHICKWEED', '2 FEEDS & GREENS STRENGTHENS YOUR LAWN', and '3 KILLS CRABGRASS PLUS OTHER GRASSY WEEDS'. Includes BioAdvanced logo and product image.




- 1 KILLS LAWN WEEDS****
INCLUDING DANDELION, CLOVER & CHICKWEED
- 2 FEEDS & GREENS**
STRENGTHENS YOUR LAWN
- 3 KILLS CRABGRASS**
PLUS OTHER GRASSY WEEDS**

** /isted Weeds

3.5"




- 1 KILLS LAWN WEEDS****
INCLUDING DANDELION, CLOVER & CHICKWEED
- 2 FEEDS & GREENS**
STRENGTHENS YOUR LAWN
- 3 KILLS CRABGRASS**
PLUS OTHER GRASSY WEEDS**

** /isted Weeds

3.5"

15.67"

BIOADVANCED

SCIENCE-BASED SOLUTIONS



NEW!

ALL IN 1

WEED & FEED

MATA LAS MALEZAS DE HOJA ANCHA, EL GARRANCHUELO Y FERTILIZA

- 1 KILLS LAWN WEEDS****
INCLUDING DANDELION, CLOVER & CHICKWEED
- 2 FEEDS & GREENS**
STRENGTHENS YOUR LAWN
- 3 KILLS CRABGRASS**
PLUS OTHER GRASSY WEEDS**



22-0-4
TREATS UP TO
5,000 Sq.Ft

Active Ingredients:
2,4-D (dichlorophenoxyacetic acid) 0.818%
Quinclorac 0.419%
Dicamba (3,6-dichloro-o-anisic acid) ... 0.073%
OTHER INGREDIENTS 98.690%
TOTAL 100.000%

STOP-Read This Entire Label Before Use
KEEP OUT OF REACH OF CHILDREN
CAUTION See back panel for additional
precautionary statements

Not for sale, distribution or use in New York State.

BEFORE

APPLY
SPRING OR FALL

Use only on established lawns of the following turf types:
BERMUDAGRASS†, FESCUE, ZOYSIA, KENTUCKY BLUEGRASS, RYEGRASS, BUFFALOGRASS
& SEASHORE PASPALUM †Application to Bermudagrass may cause temporary yellowing or discoloration but full recovery can be expected

AFTER

Soil
NUTRI-FEED ACTION™
Unlocks Soil Micro-Nutrients
Below to Better Nourish
Turf Above

NET WT 12 Lbs (5.45 kg)

**Listed Weeds

BIOADVANCED
SCIENCE-BASED SOLUTIONSREAD ENTIRE
DIRECTIONS FOR
USE BEFORE APPLYING**quick FACTS**

- 1 KILLS LAWN WEEDS****
INCLUDING DANDELION, CLOVER & CHICKWEED
- 2 FEEDS & GREENS**
STRENGTHENS YOUR LAWN
- 3 KILLS CRABGRASS**
PLUS OTHER GRASSY WEEDS**

WHEN TO APPLY

Apply Spring, Summer or Fall - when weeds** are actively growing. See Directions for Use for further details

WHERE TO USEUse only on established lawns of the following turf types: Bermudagrass[†], Buffalograss, Kentucky Bluegrass, Ryegrass, Fescue, Seashore Paspalum and Zoysia**DO NOT USE ON** Bahiagrass, Carpetgrass, Centipedegrass, St. Augustinegrass (including Floratam) or Dichondra[†]Application to Bermudagrass may cause temporary yellowing or discoloration but full recovery can be expected**DIRECTIONS FOR USE****It is a violation of Federal law to use this product in a manner inconsistent with its labeling.**

BEFORE YOU USE

- Use this product only on established lawns listed on this label – new lawns may be treated after the fourth mowing. Do not make sequential applications sooner than 30 days.
- Apply only to actively growing turf.
- Apply in spring after the lawn is actively growing and has been mowed 2 times. Do not apply while turfgrass is just turning green in early spring.
- Apply in fall no closer than 6 weeks before the first historical frost date for your area.
- Do not apply this product if the lawn appears unhealthy e.g., due to lack of water.
- Do not allow granules to come into contact with flowers, ornamental shrubs or trees, or other desirable broadleaf plants, as serious plant injury may occur.
- Apply when the air is calm to avoid drift onto desirable plants.
- After application, treated weeds may turn a slight purple color which is an indication that the herbicide is working.

HOW TO USE

- Use rotary or drop type spreader to apply granules evenly over the lawn. To be sure you cover lawn areas uniformly, first treat the border of the lawn then fill in the center. Make parallel passes, walking at a steady pace to ensure even distribution of the granules.
- If using a broadcast or rotary spreader, make sure each strip overlaps the previous strip to ensure complete coverage. (See Fig. A)
- If using a drop spreader, make sure the wheels overlap the wheel marks in the grass from the previous strip to ensure complete coverage. (See Fig. B.)
- Sweep, brush, or blow any accidentally applied material off driveways, sidewalks etc. back onto the lawn.
- Do not make more than two applications per site in any 12 month period.
- Do not apply more than 2.4 lb of this product per 1,000 sq ft per application.

FOR BEST RESULTS

WHEN TO APPLY

- Apply when - weeds** are small and actively growing - when Crabgrass is emerging and is visible in thin turf areas - temperatures are between 50–90°F, and not above 85°F on Bermudagrass.
- For best results apply to dew-wetted lawn.
- Lawns may be seeded 4 weeks after applying this product.

MOWING

- If the lawn needs mowing, do it 1 to 2 days before (for best results) or 2 days after applying this product.
- Clippings from the first three mowings should be left on the treated area. Do not use the clippings from the treated areas as mulch or compost around flowers, ornamentals, trees, or in vegetable gardens.

WATERING

- If lawn is dry, water 1 to 2 days before using this product.
- Do not water for at least 24 hours after application or apply if rain is expected within 24 hours.

HOW IT WORKS This product contains three proven weed killers to control lawn weeds** & crabgrass, roots and all. And it won't harm your lawn when used as directed. Weeds** begin to die in hours and are completely dead within 14-28 days. Plus, the Nutri-Feed Action™ combined with fertilizer, feeds your lawn at every level – grass, roots and soil – for quick greening and long-lasting feeding.



Do not apply this product in a way that will contact any person or pet, either directly or through drift. Keep people and pets out of the area during application. Do not allow people or pets to enter the treated area until dusts have settled.

INDICACIONES DE USO**Es una violación de la Ley Federal utilizar este producto de manera contraria a la indicación en la etiqueta.**

ANTES DE USAR

- Use este producto solo en céspedes establecidos que aparecen en la lista en esta etiqueta – céspedes nuevos pueden ser tratados luego de que lo haya podado cuatro veces. No realizar aplicaciones secuenciales con menos de 30 días.
- Solo aplicar en césped de crecimiento activo
- Aplicar en primavera luego de que el césped esté en crecimiento activo y haya sido cortado dos veces. No aplicar mientras la hierba del césped se está poniendo verde o casi en primavera.
- Aplicar en otoño no más cerca de 6 semanas antes de la fecha de la primera helada histórica en su área.
- No aplicar este producto si el césped parece no estar saludable, por ejemplo, por falta de agua.
- No permitir que los gránulos entren en contacto con las flores, los arbustos o árboles ornamentales u otras plantas preferidas de hoja ancha, ya que puede ocurrir una lesión grave en la planta.
- Aplicar cuando el aire está calmo para evitar que se esparza en plantas no deseadas.
- Luego de la aplicación, las malezas tratadas pueden ponerse con un leve color púrpura; esto es indicación de que el herbicida está trabajando

CÓMO USAR

- Usar rociadores del tipo gota o rotativo para aplicar gránulos de manera pareja sobre el césped. Para asegurarse de cubrir el área de manera uniforme, primero tratar el límite del césped y luego completar en el centro. Hacer pases paralelos, caminando a un ritmo constante para asegurar la distribución pareja de los gránulos.
- Si usa un rociador rotativo o por aspersión, asegúrese de que cada franja pase por encima de la franja anterior para asegurar una cobertura completa. (Consultar Fig. A.)
- Si usa un rociador por goteo, asegúrese de que las ruedas no pasen por encima de las marcas de las ruedas en el pasto de la franja anterior para asegurarse de realizar una cobertura completa. (Consultar Fig. B.)
- Barra, cepille o sople todo material aplicado accidentalmente fuera del camino, acera, etc. nuevamente hacia el césped.
- No realizar más de dos aplicaciones por lugar en un periodo de 12 meses.
- No aplicar más de 2.4 libras de este producto por cada 1,000 pies cuadrados por aplicación.

PARA MEJORES RESULTADOS CUÁNDO APLICAR

- Aplicar cuando - Las malezas** sean pequeñas y están creciendo activamente - Cuando el zacate cangrejo esté apareciendo y sea visible en áreas con césped fino - Las temperaturas estén entre 50–90°F, y no por encima de 85°F en el césped Bermuda.
- Para mejores resultados aplicar en el césped mojado por rocío.
- Puede sembrarse el terreno 4 semanas luego de usar este producto.
- CORTADO** • Si necesita cortar el césped, hágalo 1 o 2 días antes (para mejores resultados) o 2 día después de aplicar este producto.
- Los recortes de los tres primeros cortes deben dejarse en áreas tratadas. No usar los restos de cortes de las áreas tratadas como mantillo o compost alrededor de flores, plantas decorativas, árboles o en jardines de vegetales.
- REGADO** • Si el césped está seco, riegue 1 a 2 días antes de usar este producto.
- No riegue durante como mínimo 24 horas luego de la aplicación o aplique si se espera lluvia dentro de las 24 horas.

CÓMO FUNCIONA Este producto contiene tres exterminadores probados de malezas para controlar las malezas que aparecen en la lista** y el zacate cangrejo, raíces y todo. Y no dañará su césped cuando se usa como se indica. Las malezas enumeradas** comienzan a morir en horas y quedan completamente muertas dentro de los 14-28 días. Además, el producto de Acción de micro y nutrialimentación™ con patente, combinado con el fertilizante, nutre su césped en cada nivel – hojas, raíces y suelo – para que logre un color verde rápidamente y una nutrición duradera.

No aplicar este producto de modo que entre en contacto con personas o mascotas ya sea directamente o por goteo. Mantener a las personas y mascotas fuera del área durante su aplicación. No permitir que las personas o mascotas ingresen en el área con tratamiento hasta que el polvo se haya asentado.

SPREADER SETTINGS**BROADCAST SPREADER****DROP SPREADER****SETTING TO DELIVER 2.4lb/1000 sq. ft.**

Broadcast Spreader

SETTING

Centipedegrass, St. Augustinegrass (including Floratam) or Dichondra

†Application to Bermudagrass may cause temporary yellowing or discoloration but full recovery can be expected

COVERAGE This bag treats 5,000 sq. ft.

Questions or comments, call toll-free (877) 229-3724
www.BioAdvanced.com



For the full Spanish translation go to www.BioAdvanced.com



ACTIVE INGREDIENTS	
2,4-D (dichlorophenoxyacetic acid)	0.818%
Quinclorac	0.419%
Dicamba (3,6-dichloro-o-anisic acid)	0.073%
OTHER INGREDIENTS	98.69%
TOTAL	100.00%

THIS PRODUCT CONTAINS:
0.00818 lbs 2,4-dichlorophenoxyacetic acid equivalent per pound of product
0.00419 lbs 3,7-dichloro-8-quinolinecarboxylic acid per pound of product
0.00073 lbs 3,6-dichloro-o-anisic acid equivalent per pound of product

Active Ingredients: 0.419% Quinclorac, (CAS# 84087-01-4) 0.073% Dicamba, (CAS #1918-00-9) 0.818% 2,4-D, (CAS #94-75-7)

BioAdvanced™ Science-Based Solutions All-in-1 Weed & Feed 22-0-4

F-2414

GUARANTEED ANALYSIS

Total Nitrogen (N)	22.0%	Plant Nutrients Derived From: Urea, Methylene Ureas & Potassium Sulfate, Iron Sulfate, Iron Oxysulfate, Copper Oxysulfate, Zinc Oxysulfate, Manganese Oxysulfate.
16.5% Urea Nitrogen		
2.26% Water Insoluble Nitrogen		
3.24% Other Water Soluble Nitrogen†		
Soluble Potash (K ₂ O)	4.0%	
Sulfur (S)	1.36%	
1.36% Combined Sulfur (S)		
Copper (Cu)	0.1%	Information regarding the contents and levels of metals in this product are available on the Internet at http://www.aapfco.org/metals.html
0.017% Water Soluble Copper		
Iron (Fe)	2.50%	Check with your county or city government to determine if there are local regulations for fertilizer use.
0.048% Water Soluble Iron		
Manganese (Mn)	0.1%	
0.03% Water Soluble Manganese		
Zinc (Zn)	0.1%	
0.03% Water Soluble Zinc		

ENVIRONMENTAL HAZARDS



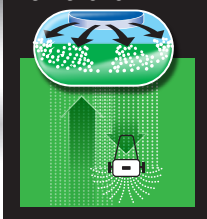
during application. Do not allow pets or children to enter the treated area until dusts have settled.

SPREADER SETTINGS

If your spreader is not listed, please call our Consumer Service Hotline toll-free (877) 229-3724 for help.

- Settings are approximate. The condition of your spreader, the speed at which you walk and uneven terrain may affect the rate of application. Calibrate your spreader according to manufacturer's directions.
- Tip: 1,000 sq ft = 20 ft x 50 ft
- Do not use a spreader that applies granules in narrow, concentrated or uneven bands. Be sure the spreader works properly and spreads granules evenly.

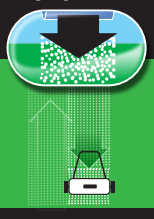
BROADCAST SPREADER



(Fig A.)

Make sure each strip overlaps the previous strip to ensure complete coverage.

DROP SPREADER



(Fig B.)

Make sure the wheels overlap the wheel marks in the grass from the previous strip to ensure complete coverage.

WEEDS KILLS OVER 200 WEEDS INCLUDING:**

Annual Yellow Sweetclover	Broomweed	Cockle	Goathead	Milk Vetch	Prickly Lettuce	Spiny Amaranth	White Mustard
Aster	Buckhorn	Cocklebur	Goldenrod	Morningglory	Prickly Sida	Spiny Cocklebur	Wild Aster
Austrian Fieldcress	Buckhorn Plantain	Common Mullein	Goosegrass	Mouseear Hawkweed	Prostrate Knotweed	Spiny Sowthistle	Wild Buckwheat
Barnyardgrass	Bulbous Buttercup	Crabgrass, Large (Hairy)	Ground Ivy	Mugwort	Prostrate Pigweed	Spotted Catsear	Wild Carrot
Bedstraw	Bull Thistle	Crabgrass, Small (Smooth)	Gumweed	Musk Thistle	Prostrate Spurge	Spotted Spurge	Wild Four-o'clock
Beggarticks	Bullnettle	Creeping Charlie	Hairy Fleabane	Mustard	Prostrate Vervain	Sprangletop	Wild Garlic
Bentgrass, Colonial	Burclover	Creeping Jenny	Hawkweed	Narrowleaf Plantain	Puncturevine	Spurweed	Wild Geranium
Bentgrass, Seaside	Burdock	Cudweed	Healall	Narrowleaf Vetch	Purslane, Common	Stinging Nettle	Wild Lettuce
Betony, Florida	Burning Nettle	Curly Dock	Heartleaf Drymary	Nettle	Ragweed	Strawberry, India Mock	Wild Marigold
Bindweed, Field	Burweed	Daisy, English	Heath Aster	Orange Hawkweed	Red Sorrel	Tall Nettle	Wild Mustard
Bird Vetch	Buttercup	Daisy, Fleabane	Hedge Bindweed	Oriental Cocklebur	Redroot Pigweed	Tall Vervain	Wild Onion
Bitter Wintercress	Buttonweed	Daisy, Oxeye	Hedge Mustard	Oxalis	Redstem Filaree	Tansy Mustard	Wild Parsnip
Bittercress, Hairy	Canada Thistle	Dandelion	Hemp	Parsley-piert	Rough Cinquefoil	Tansy Ragwort	Wild Radish
Bitterweed	Carolina Geranium	Dichondra	Henbit	Parsnip	Rough Fleabane	Tanweed	Wild Rape
Black-eyed Susan	Carpetweed	Dogbane	Hoary Cress	Pearlwort	Russian Pigweed	Thistle	Wild Strawberry
Black Medic	Catchweed Bedstraw	Dogfennel	Hoary Plantain	Pennycress	Russian Thistle	Torpedograss	Wild Sweet Potato
Black Mustard	Catnip	Dollarweed	Hoary Vervain	Pennywort	Scarlet Pimpernel	Trailing Groundvetch	Wild Vetch
Blackseed Plantain	Catsear	Elderberry	Horsenettle	Peppergrass	Scotch Thistle	Tumble Mustard	Wild Violet
Blessed Thistle	Chickweed, Common	False Dandelion	Jimsonweed	Pepperweed	Sheep Sorrel	Tumble Pigweed	Woodsorrel
Bloodflower Milkweed	Chickweed, Mouseear	False Flax	Kikuyugrass	Pigweed	Shepherdspurse	Velvetleaf	Wooly Croton
Blue Lettuce	Chicory	False Sunflower	Knawel	Pineywoods Bedstraw	Slender Plantain	Venice Mallow	Wooly Morningglory
Blue Vervain	Cinquefoil	Fiddleneck	Knotted	Plains Coreopsis (Tickseed)	Small flower Galinsoga	Virginia Buttonweed	Wooly Plantain
Bracted Plantain	Clover, Crimson	Florida Pusley	Kochia	Plantain	Smooth Dock	Virginia Creeper	Wormseed
Brassbuttons	Clover, Hop	Foxtail, Giant	Lambsquarters	Poison Ivy	Smooth Pigweed	Virginia Pepperweed	Yarrow
Bristly Oxtongue	Clover, Red	Foxtail, Green	Lespedeza	Poison Oak	Sorrel	Water Pennywort	Yellow Rocket
Broadleaf Doc	Clover, Strawberry	Foxtail, Yellow	Mallow	Pokeweed	Sowthistle	Wavyleaf Bullthistle	Yellow flower Pepperweed
Broadleaf Plantain	Clover, Sweet	Frenchweed	Matchweed	Poorjoe	Spanishneedles	Western Clematis	
Broadleaf Signalgrass	Clover, White	Galinsoaga	Mexicanweed	Prairie Sunflower	Speedwell	Western Salsify	

PRECAUTIONARY STATEMENTS

ENVIRONMENTAL HAZARDS

This pesticide is toxic to fish and aquatic invertebrates. Do not apply directly to water, to areas where surface water is present, or to intertidal areas below the mean high water mark. Drift and runoff may be hazardous to aquatic organisms in water adjacent to treated areas. Do not contaminate water when disposing of equipment wash waters or rinsate. These chemicals (2,4-D and dicamba) have properties and characteristics associated with chemicals detected in groundwater. The use of this chemical in areas where soils are permeable, particularly where the water table is shallow, may result in groundwater contamination. Application around a cistern or well may result in contamination of drinking water or groundwater.

RIESGOS AMBIENTALES Este pesticida es tóxico para los peces y los invertebrados acuáticos. No aplicar directamente en el agua o en áreas donde hay agua superficial presente o en áreas cercanas por debajo de la marca de agua promedio. Su dispersión o corriente puede ser peligroso para los organismos acuáticos en agua adyacente a áreas tratadas. No contaminar agua cuando desheche el equipo de lavado o enjuague. Estos químicos (2,4-D y dicamba) tienen propiedades y características asociadas a químicos detectados en las aguas subterráneas. El uso de este químico en áreas donde los suelos son permeables, particularmente donde la masa de agua es poco profunda, puede resultar en contaminación de las aguas subterráneas. Su aplicación alrededor de una cisterna o pozo puede resultar en contaminación del agua potable o de las aguas subterráneas.

FIRST AID

IF SWALLOWED

- Call a poison control center or doctor immediately for treatment advice.
- Have person sip a glass of water if able to swallow.
- Do not induce vomiting unless told to do so by a poison control center or doctor.
- Do not give anything by mouth to an unconscious person.

IF ON SKIN OR CLOTHING

- Take off contaminated clothing.
- Rinse skin immediately with plenty of water for 15 – 20 minutes.
- Call a poison control center or doctor for further treatment advice.

NOTE: When calling poison control center, have this product label accessible. If seeking treatment at an emergency room or doctor's office, bring this product label to show medical personnel. You may call toll-free 1-877-229-3763 for medical emergency information. Active Ingredients: 0.419% Quinclorac, (CAS# 84087-01-4) 0.073% Dicamba, (CAS #1918-00-9) 0.818% 2,4-D, (CAS #94-75-7) .

STORAGE & DISPOSAL Do not contaminate water, food, or feed by storage and disposal

PESTICIDE STORAGE Store in original container in a cool, dry place, out of the reach of children, preferably a locked storage cabinet. Protect from freezing.

PESTICIDE DISPOSAL & CONTAINER HANDLING If Empty: Non-refillable container.

Do not reuse or refill this container. Place in trash or offer for recycling if available.

If Partly Filled: Call your local solid waste agency or toll free 1-877-229-3724 for disposal instructions. Never place unused product down any indoor or outdoor drain.

NOTICE: Research and testing have determined that the "Directions for Use" are appropriate for the proper use of this product under expected conditions. To the extent permitted by applicable law, the Buyer assumes responsibility for lack of performance or safety if the product is not used according to the directions on this label.

PRECAUTIONARY STATEMENTS

CAUTION HAZARDS TO HUMANS & DOMESTIC ANIMALS

- Harmful if swallowed or absorbed through skin. • Avoid contact with skin, eyes, or clothing.
- Wash thoroughly with soap and water after handling and before eating, drinking, chewing gum, using tobacco, or using the toilet.
- Wear long-sleeve shirt and long pants, socks, shoes, and gloves. Remove and wash contaminated clothing before reuse.

DECLARACIONES DE PRECAUCIÓN

PRECAUCIÓN RIESGOS PARA SERES HUMANOS Y ANIMALES DOMÉSTICOS

- Puede causar daño si lo traga o lo absorbe por la piel. • Evitar contacto con los ojos, piel o ropa.
- Lavar cuidadosamente con agua y jabón luego de manipularlo y antes de comer, beber, masticar goma de mascar, usar tabaco o ir al baño.
- Usar camisa mangas largas, pantalones largos, zapatos, medias y guantes. Quitar y lavar la ropa contaminada antes de volver a usar.

PRIMEROS AUXILIOS

SI LO TRAGA • Llamar al centro de control de envenenamiento o al médico inmediatamente para asesoramiento sobre el tratamiento. • Hacer que la persona sorba un vaso de agua si puede tragar. • No inducir el vómito a menos que se lo indique un médico o el centro de control de envenenamiento. • No dar nada a una persona inconsciente.

SI CAE EN LA PIEL O ROPA • Quitarse inmediatamente la ropa contaminada. • Lavar la piel inmediatamente con mucha agua durante 15-20 minutos. • Llamar al centro de control de envenenamiento o al médico para asesoramiento sobre el tratamiento.

NOTA: Cuando llame al centro de control de envenenamiento, lleve la etiqueta de este producto. Si acude en busca de tratamiento a una sala de emergencia o al consultorio de un médico, lleve esta etiqueta del producto para mostrarle al personal médico. Puede llamar gratuitamente al 1-877-229-3763 para información sobre atención médica de urgencia. Ingredientes activos: 0.419% Quinclorac, (CAS# 84087-01-4) 0.073% Dicamba, (CAS #1918-00-9) 0.818% 2,4-D (CAS #94-75-7)

ALMACENAMIENTO Y ELIMINACIÓN

No contaminar alimentos, agua o alimentaciones por almacenamiento o eliminación.

ALMACENAMIENTO DEL PESTICIDA Almacenar en el contenedor original en un lugar seco y fresco, fuera del alcance de los niños, preferentemente en un gabinete de almacenamiento cerrado. Proteger de congelamiento.

ELIMINACIÓN DEL PESTICIDA Y MANIPULACIÓN DEL CONTENEDOR

Si está vacío: Contenedor no rellenable. No rellenar o volver a usar este contenedor. Colocar en la basura para su reciclado si fuese posible.

Si está parcialmente lleno: Llamar a la agencia local de desechos sólidos o de manera gratuita al 1-877-229-3724 para recibir instrucciones sobre su eliminación. Nunca colocar el producto sin usar en un drenaje de salida o de entrada.

EPA Reg. No. 92564-3

EPA Est. No. indicated by 3rd and 4th digits of the batch number on this package.

(26) = 82757-FL-1 (57) = 071106-GA-003
(89) = 9198-AL-1 (36) = 9198-OH-1

**Money Back Guarantee: If you are not satisfied with this product, we will gladly refund your original purchase price.*

**LISTED WEEDS

Distributed by: SBM Life Science Corp.,
1001 Winstead Drive, Suite 500,
Cary, NC 27513

BioAdvanced is trademark of
SBM Life Science Corp.

