



GROUP 10B INSECTICIDE



Contains etoxazole, the active ingredient used in Zeal® Miticide.

ACTIVE INGREDIENT:	By Wt.
Etoxazole*.....	72.0%
OTHER INGREDIENTS:.....	28.0%
TOTAL:.....	100.0%

\*2-(2,6-difluorophenyl)-4-[4-(1,1-dimethylethyl)-2-ethoxyphenyl]-4,5-dihydrooxazole

### KEEP OUT OF REACH OF CHILDREN CAUTION

Si usted no entiende la etiqueta, busque a alguien para que se la explique a usted en detalle.  
(If you do not understand the label, find someone to explain it to you in detail.)

See inside label booklet for First Aid, Precautionary Statements and Directions for Use.

Zara™ WSB is not manufactured, or distributed by Valent U.S.A. Corporation, seller of Zeal® Miticide.

EPA Reg. No.: 91234-43

EPA Est. No.: 67545-AZ-001(G); 65387-AR-002(S)

First letter(s) in lot number correspond to letter(s) following the EPA Est. No.  
20171201b



Manufactured for:  
**Atticus, LLC**  
5000 CentreGreen Way, Suite 100  
Cary, NC 27513

JOB 140323

<b>FIRST AID</b>	
<b>If in eyes:</b>	<ul style="list-style-type: none"> <li>▪ Hold eye open and rinse slowly and gently with water for 15-20 minutes.</li> <li>▪ Remove contact lenses, if present, after the first 5 minutes, then continue rinsing eye.</li> <li>▪ Call a poison control center or doctor for treatment advice.</li> </ul>
<b>If on skin or clothing:</b>	<ul style="list-style-type: none"> <li>▪ Take off contaminated clothing.</li> <li>▪ Rinse skin immediately with plenty of water for 15-20 minutes.</li> <li>▪ Call a poison control center or doctor for treatment advice.</li> </ul>
<b>If swallowed:</b>	<ul style="list-style-type: none"> <li>▪ Call a poison control center or doctor immediately for treatment advice.</li> <li>▪ Have person sip a glass of water if able to swallow.</li> <li>▪ Do not induce vomiting unless told to do so by a poison control center or doctor.</li> <li>▪ Do not give anything by mouth to an unconscious person.</li> </ul>
<b>If inhaled:</b>	<ul style="list-style-type: none"> <li>▪ Move person to fresh air.</li> <li>▪ If person is not breathing, call 911 or an ambulance, then give artificial respiration, preferably by mouth-to-mouth, if possible.</li> <li>▪ Call a poison control center or doctor for further treatment advice.</li> </ul>
<b>HOT LINE NUMBER</b>	
<p>Have the product container or label with you when calling a poison control center or doctor, or going for treatment. For emergency medical assistance, call SafetyCall: 1-844-685-9173.</p>	

**For Chemical Emergency: Spill, Leak, Fire, Exposure, or Accident,  
Call CHEMTREC Day or Night Within USA and Canada:  
1-800-424-9300 or +1 703-527-3887 (collect calls accepted)**

## **PRECAUTIONARY STATEMENTS HAZARDS TO HUMANS AND DOMESTIC ANIMALS CAUTION**

Causes moderate eye irritation. Harmful if inhaled. Avoid contact with eyes, skin and clothing. Avoid breathing dust.

### **PERSONAL PROTECTIVE EQUIPMENT (PPE)**

**Applicators and other handlers must wear:** long-sleeved shirt and long pants, chemical-resistant gloves made out of: barrier laminate, butyl rubber  $\geq$  14 mils, nitrile rubber  $\geq$  14 mils, neoprene rubber  $\geq$  14 mils, polyethylene, polyvinyl chloride  $\geq$  14 mils, or viton  $\geq$  14 mils; and shoes plus socks.

Follow manufacturer's instructions for cleaning/maintaining PPE. If no such instructions for washables exist, use detergent and hot water. Keep and wash PPE separately from other laundry.

### **USER SAFETY RECOMMENDATIONS**

Users should:

- Wash hands before eating, drinking, chewing gum, using tobacco or using the toilet.
- Remove clothing immediately if pesticide gets inside. Then wash thoroughly and put on clean clothing.
- Remove PPE immediately after handling this product. Wash the outside of gloves before removing. As soon as possible, wash thoroughly and change into clean clothing.

### **ENGINEERING CONTROLS**

Water-soluble packets, when used correctly qualify as a closed loading system under the WPS. Mixers and loaders handling this product while it is enclosed in intact water-soluble packets may elect to wear reduced PPE of long-sleeved shirt, long pants, shoes, socks and chemical-resistant gloves instead of listed PPE. When reduced PPE is worn because a closed system is being used, handlers must be provided all PPE specified above for "applicators and other handlers" and have such PPE immediately available for use in an emergency, such as a spill or equipment break-down.

## ENVIRONMENTAL HAZARDS

This pesticide is toxic to freshwater and marine/estuarine aquatic invertebrates, including oysters and shrimp. Do not apply directly to water, or to areas where surface water is present or to intertidal areas below the mean high water mark. Do not apply when weather conditions favor drift from treated areas. Drift and runoff from treated areas may be hazardous to aquatic organisms in water adjacent to treated areas. Do not contaminate water when disposing of equipment washwaters or rinsate.

## PHYSICAL OR CHEMICAL HAZARDS

Do not mix or allow coming in contact with oxidizing agents. Hazardous chemical reaction may occur.

## DIRECTIONS FOR USE

It is a violation of Federal law to use this product in a manner inconsistent with its labeling.

**READ ENTIRE LABEL. USE STRICTLY IN ACCORDANCE WITH PRECAUTIONARY STATEMENTS AND DIRECTIONS, AND WITH APPLICABLE STATE AND FEDERAL REGULATIONS.**

Do not apply this product in a way that will contact workers or other persons, either directly or through drift. Only protected handlers may be in the area during application. For any requirements specific to your State or Tribe, consult the agency responsible for pesticide regulation.

## AGRICULTURAL USE REQUIREMENTS

Use this product only in accordance with its labeling and with the Worker Protection Standard, 40 CFR part 170. This Standard contains requirements for the protection of agricultural workers on farms, forests, nurseries, and greenhouses, and handlers of agricultural pesticides. It contains requirements for training, decontamination, notification, and emergency assistance. It also contains specific equipment (PPE), and restricted-entry interval. The requirements in this box only apply to uses of this product that are covered by the Worker Protection Standard.

Do not enter or allow worker entry into treated areas during the restricted entry interval (REI) of 12 hours.

PPE required for early entry to treated areas that is permitted under the Worker Protection Standard and that involves contact with anything that has been treated, such as plants, soil or water is: long-sleeved shirt and long pants, chemical-resistant gloves and shoes plus socks.

## CHEMIGATION

**RESTRICTION: Do not apply this product through any type of irrigation or chemigation system.**

## RESISTANCE MANAGEMENT RECOMMENDATIONS

**Zara WSB** is a Group 10B insecticide. Mite biotypes with acquired resistance to Group 10B may eventually dominate the mite population if Group 10B insecticides are used repeatedly in the same field or in successive years as the primary method of control for targeted species. This may result in partial or total loss of control of those species by **Zara WSB** or other Group 10B insecticides.

To delay insecticide resistance consider:

- Avoiding the consecutive use of **Zara WSB** or other Group 10B insecticides that have a similar target site of action, on the same mite species.
- Using tank mixtures or premixes with insecticides from different target site of action Group as long as the involved products are all registered for the same use and have different sites of action.
- Basing insecticide use on a comprehensive Integrated Pest Management (IPM) program.
- Monitoring treated mite populations for loss of field efficacy.
- Contacting your local extension specialist, certified crop advisors and/or manufacturer for insecticide resistance management and/or IPM recommendations for specific site and resistant pest problems.

## WATER SOLUBLE PACKAGING INFORMATION

### Mixing Instructions

Follow the steps below when mixing this product, including if tank mixed with other pesticide products. If being tank mixed, the mixing directions 1 through 9 below take precedence over the mixing directions of the other tank mix products. WSP(s) may, in some cases, be mixed with other pesticide products so long as the directions for use of all mixed products do not conflict. Do not tank mix this product with products that prohibit tank mixing or have conflicting mixing directions.

1. If a basket or strainer is present in the tank hatch, remove prior to adding the WSP to the tank.
2. Fill tank with water to approximately one-third to one-half of the desired final volume of spray.
3. Stop adding water and stop any agitation.
4. Place intact/unopened WSP(s) into the tank.
5. Do not spray water from a hose or fill pipe to break or dissolve the WSP(s).

6. Start mechanical and recirculation agitation from the bottom of tank without using any overhead recirculation, if possible. If overhead recirculation cannot be turned off, close the hatch before starting agitation.
7. Dissolving the WSP(s) may take up to 5 minutes or longer, depending on water temperature, water hardness and intensity of agitation.
8. Stop agitation before tank lid is opened.
9. Open the lid to the tank, exercising caution to avoid contact with dusts or spray mix, to verify that the WSP(s) have fully dissolved and the contents have been thoroughly mixed into the solution.
10. Do not add other allowed products or complete filling the tank until the bags have fully dissolved and pesticide is thoroughly mixed.
11. Once the WSP have fully dissolved and any other products have been added to the tank, resume filling the tank with water to the desired level, close the tank lid, and resume agitation.
12. Use the spray solution when mixing is complete.

13. Maintain agitation of the diluted pesticide mix during transport and application.
14. It is unlawful to use any registered pesticide, including WSP(s), in a manner inconsistent with its label.

Number of Zara WSB Water Soluble Packets Required to Treat Specified Number of Acres		
Rate (oz/A)	Number of Acres to be Treated	Number of 3 oz Packets Required
0.66	45	10
1.0	30	10
2.0	15	10
3.0	10	10
4.0	7.5	10

### APPLICATION EQUIPMENT

Apply this product via ground application (ground boom, airblast sprayer) or via aerial application. Refer to the specific crop table Instructions.

### CANEBERRY (Subgroup 13-07 A)

CROPS	PESTS	PRODUCT RATE OZ/ACRE	INSTRUCTIONS
Blackberry Loganberry Raspberry, Black Raspberry, Red Raspberry, Wild Cultivars, varieties and/or hybrids of these	European Red Spider Mite McDaniel Spider Mite Two-spotted Spider Mite Yellow Spider Mite	2.0 to 3.0 (0.09 to 0.135 lb ai/A)	Apply by ground as a full coverage spray in a minimum of 50 gals/A of water. Applications of <b>Zara WSB</b> must be done using enough carrier (water) to ensure thorough coverage of the crop's vegetative and reproductive parts, which mites are using for dispersal, feeding and reproduction. Use higher water volumes on older trees and varieties that have more compact and dense foliage. Higher volumes of water coupled with well calibrated equipment will help to provide better coverage.  Best results are achieved when mite populations are low. <b>Zara WSB</b> is predominately an ovicide/larvicide. Apply <b>Zara WSB</b> at or prior to threshold for your area but not greater than the maximum rate listed.  Choose lower rate for light infestations and higher rate for heavy infestation.  Do not use below use rate 2.0 oz/A (0.09 lb ai/A) as this may result in poor control and contribute to the development of resistance to etoxazole among mite populations.

(continued)

**CANE BERRY (continued)  
(Subgroup 13-07 A)**

**Restrictions**

- \* Preharvest interval (PHI) is 0 days.
- \* Do not make more than one (1) **Zara WSB** application per season.
- \* Do not apply more than 3.0 oz (0.135 lb ai) of **Zara WSB** per acre per season.

**MANAGING RESISTANCE:** Repeated use of the same class of miticides or miticides with similar modes of action can lead to the buildup of resistant mite strains. Use **Zara WSB** in alternation with miticides having different modes of action and/or that belong to different chemical classes. Follow local, state, and federal Integrated Pest Management (IPM) and Resistance Management (RM) recommendations. Read and follow all product labels before applying any miticide.

**FIELD CORN, POPCORN, CORN  
(Grown For Seed Production)**

CROPS	PESTS	PRODUCT RATE OZ/ACRE	INSTRUCTIONS
Corn (grown for seed production) Field Corn Popcorn	Banks Grass Mite <sup>a</sup> Carmine Spider Mite Pacific Spider Mite Strawberry Spider Mite Two-spotted Spider Mite	1.0 to 3.0 (0.045 to 0.135 lb ai/A)	Apply with air* or ground equipment in adequate water for uniform coverage (a minimum of 3 gals/A by air* or a minimum of 10 gals/A by ground). Coverage is essential for good control. Use of higher water volume will assure better coverage. Applications of <b>Zara WSB</b> are recommended before tasseling stage to allow good coverage and provide better control.  For field corn utilized for seed production apply <b>Zara WSB</b> before or at tasseling growth stage. If a second application is needed wait for 14 days to re-treat with <b>Zara WSB</b> .  Best results are achieved when mite populations are below threshold or beginning to build up on the plants. <b>Zara WSB</b> is predominately an ovicide/larvicide and should be used early in the life cycle of mites. Always follow the recommended threshold for your area.  Choose lower rate for light infestations and higher rate for heavy infestation.  Do not use rates below 1.0 oz/A (0.045 lb ai/A) as this may result in poor control and contribute to the development of resistance to etoxazole among mite populations.  *Not approved for aerial application in New York.

**Restrictions**

- \* Do not apply within twenty-one (21) days of harvest.
- \* Do not make more than two (2) **Zara WSB** applications per season.
- \* Do not apply treatments less than 14 days apart.
- \* Do not apply more than 6.0 oz (0.27 lb ai) of **Zara WSB** per acre per season.

<sup>a</sup>Applications targeting exclusively banks grass mites may require higher rates within the rate range of 1.0 to 3.0 oz/A particularly if populations have exceeded the established threshold in the fields to be treated with **Zara WSB**. Also, under extreme drought conditions and higher populations banks grass mites might require more than one application of a non-etoxazole miticide. *(continued)*

**FIELD CORN, POPCORN, CORN (continued)  
(Grown For Seed Production)**

**MANAGING RESISTANCE:** Repeated use of the same class of miticides or miticides with similar modes of action can lead to the buildup of resistant mite strains. Use **Zara WSB** in alternation with other miticides that have different modes of action and/or with other chemical classes of miticides. Follow local, state and federal Integrated Pest Management (IPM) and Resistance Management (RM) recommendations. Read and follow all product labels before applying any miticide.

**COTTON**

CROPS	PESTS	PRODUCT RATE OZ/ACRE	INSTRUCTIONS
Cotton	Carmin Spider Mite Pacific Spider Mite Two-spotted Spider Mite	0.66 to 1.0 (0.03 to 0.045 lb ai/A)	Apply with air or ground equipment in adequate water for uniform coverage (3 to 10 gals/A by air or 10 to 50 gals/A by ground). Coverage is essential for good control. Use of higher water volume will assure better coverage.  Best results are achieved when mite populations are low. <b>Zara WSB</b> is predominately an ovicide/ larvicide and should be used early in the life cycle of mites. Apply <b>Zara WSB</b> at or prior to threshold for your area but not greater than the maximum rate listed.  Choose lower rate for light infestations and higher rate for heavy infestation.  Do not use below use rate 0.66 oz/A (0.03 lb ai/A) as this may result in poor control and contribute to the development of resistance to etoxazole among mite populations.
<p><b>Restrictions</b></p> <ul style="list-style-type: none"> <li>* Preharvest interval (PHI) is 28 days.</li> <li>* Do not make more than one (1) <b>Zara WSB</b> application per season.</li> <li>* Do not apply more than 1.0 oz (0.045 lb ai) of <b>Zara WSB</b> per acre per season.</li> </ul>			

**MANAGING RESISTANCE:** Repeated use of the same class of miticides or miticides with similar modes of action can lead to the buildup of resistant mite strains. Use **Zara WSB** in alternation with miticides having different modes of action and/or that belong to different chemical classes. Follow local, state and federal Integrated Pest Management (IPM) and Resistance Management (RM) recommendations. Read and follow all product labels before applying any miticide.

**CUCURBIT VEGETABLES**  
**(Crop Group 9)**

CROPS		PESTS	PRODUCT RATE OZ/ACRE	INSTRUCTIONS
Acorn Squash	Hubbard Squash	Carmine Spider Mite	2.0 to 3.0	Apply with air* or ground equipment in adequate water for uniform coverage (a minimum of 3 gals/A by air* or a minimum of 10 gals/A by ground). Coverage is essential for good control. Use of higher water volume will assure better coverage.
Balsam Apple	Hytan	Pacific Spider Mite	(0.09 to 0.135 lb ai/A)	
Balsam Pear	<i>Momordica</i> spp.	Strawberry Spider Mite		Applications of <b>Zara WSB</b> must be made using enough carrier (water) to ensure thorough coverage of the crop's vegetative and reproductive parts, which mites use for dispersal, feeding and reproduction. Use higher water volumes on more mature plants and varieties that have more compact and dense foliage. Higher volumes of water coupled with well calibrated equipment will help to provide better coverage.  Best results are achieved when mite populations are low. <b>Zara WSB</b> is predominately an ovicide/larvicide. Apply <b>Zara WSB</b> at or prior to threshold for your area but not greater than the maximum rate listed.  Choose lower rate for light infestations and higher rate for heavy infestation.  Do not use below use rate 2.0 oz/A (0.09 lb ai/A) as this may result in poor control and contribute to the development of resistance to etoxazole among mite populations.  *Not approved for aerial application in New York.
Bittermelon	Muskmelon	Two-spotted Spider Mite		
Butternut Squash	Pumpkin			
Calabaza Squash	Spaghetti Squash			
Cantaloupe	Summer Squash			
Chayote (fruit)	Watermelon			
Chinese Cucumber	Winter Squash			
Chinese Okra				
Chinese Waxgourd (Chinese Preserving Melon)				
Citron Melon				
Cucumber				
Cucuzza				
Gherkin				
Gourd, Edible				
Hechima				
<b>Restrictions</b>				
<ul style="list-style-type: none"> <li>• Preharvest interval (PHI) is 7 days.</li> <li>• Do not make more than one (1) <b>Zara WSB</b> application per season.</li> <li>• Do not apply more than 3.0 oz (0.135 lb ai) of <b>Zara WSB</b> per acre per season.</li> </ul>				

**MANAGING RESISTANCE:** Repeated use of the same class of miticides or miticides with similar modes of action can lead to the buildup of resistant mite strains. Use **Zara WSB** in alternation with miticides having different modes of action and/or that belong to different chemical classes. Follow local, state and federal Integrated Pest Management (IPM) and Resistance Management (RM) recommendations. Read and follow all product labels before applying any miticide.

## HOPS

CROPS	PESTS	PRODUCT RATE OZ/ACRE	INSTRUCTIONS
Hops	Two-spotted Spider Mite	3.0 to 4.0 (0.135 to 0.18 lb ai/A)	Apply with ground equipment in a minimum of 50 gals/A of water. Coverage is essential for good control. Use of higher water volume will assure better coverage. Best results are achieved when mite populations are low. <b>Zara WSB</b> is predominately an ovicide/larvicide. Apply <b>Zara WSB</b> at or prior to threshold for your area but not greater than the maximum rate listed. Choose lower rate for light infestations and higher rate for heavy infestation. Do not use below use rate of 3.0 oz/A (0.135 lb ai/A) as this may result in poor control and contribute to the development of resistance to etoxazole among mite populations.
<b>Restrictions</b> <ul style="list-style-type: none"> <li>• Preharvest interval (PHI) is 7 days.</li> <li>• Do not make more than one (1) <b>Zara WSB</b> application per season.</li> <li>• Do not apply more than 4.0 oz (0.18 lb ai) of <b>Zara WSB</b> per acre per season.</li> </ul>			

**MANAGING RESISTANCE:** Repeated use of the same class of miticides or miticides with similar modes of action can lead to the buildup of resistant mite strains. Use **Zara WSB** in alternation with miticides having different modes of action and/or that belong to different chemical classes. Follow local, state and federal Integrated Pest Management (IPM) and Resistance Management (RM) recommendations. Read and follow all product labels before applying any miticide.

## LOW GROWING BERRY (Subgroup 13-076)

CROPS	PESTS	PRODUCT RATE OZ/ACRE	INSTRUCTIONS
Bearberry Bilberry Blueberry, Lowbush Cloudberry Cranberry Lingonberry Muntries Partridgeberry Strawberry	Cultivars, varieties and/or hybrids of these  Pacific Spider Mite  Two-spotted Spider Mite	2.0 to 3.0 (0.09 to 0.135 lb ai/A)	Apply with ground equipment in a minimum of 100 gals/A of water. Coverage is essential for good control. Use of higher water volume will assure better coverage. Best results are achieved when mite populations are low. <b>Zara WSB</b> is predominately an ovicide/larvicide and should be used early in the life cycle of mites. Apply <b>Zara WSB</b> at or prior to threshold for your area but not greater than the maximum rate listed. <b>Zara WSB</b> will not control cyclamine mite. Another miticide registered for this pest should be used if these mites are a problem. Choose lower rate for light infestations and higher rate for heavy infestation. Do not use below use rate of 2.0 oz/A (0.09 lb ai/A) as this may result in poor control and contribute to the development of resistance to etoxazole among mite populations.

*(continued)*

**LOW GROWING BERRY (continued)**  
**(Subgroup 13-076)**

CROPS	PESTS	PRODUCT RATE OZ/ACRE	INSTRUCTIONS	
Bearberry Bilberry Blueberry, Lowbush Cloudberry Cranberry Lingonberry	Muntries Partridgeberry Strawberry Cultivars, varieties and/ or hybrids of these	Two-spotted Spider Mite	2.0 to 3.0 (0.09 to 0.135 lb ai/A) + 10 2/3 fl oz <i>Danitol</i> <sup>®</sup> 2.4 EC Insecticide (0.2 lb ai/A)	Apply with ground equipment in adequate water for uniform coverage (using a minimum of 100 gals/A.) Alternate with other non-pyrethroid insecticides if retreatment is needed in less than 30 days to comply with local IPM programs. Choose lower rate for light infestations and higher rate for heavy infestation. Comply with all applicable directions, restrictions and precautions on the registered label for <i>Danitol</i> 2.4 EC Insecticide.
<p><b>Restrictions</b></p> <ul style="list-style-type: none"> <li>• Preharvest interval (PHI) is 1 day.</li> <li>• Do not make more than one (1) <b>Zara WSB</b> application per season.</li> <li>• Do not apply more than 3.0 oz (0.135 lb ai) of <b>Zara WSB</b> per acre per season.</li> </ul>				

**MANAGING RESISTANCE:** Repeated use of the same class of miticides or miticides with similar modes of action can lead to the buildup of resistant mite strains. Use **Zara WSB** in alternation with miticides having different modes of action and/or that belong to different chemical classes. Follow local, state, and federal Integrated Pest Management (IPM) and Resistance Management (RM) recommendations. Read and follow all product labels before applying any miticide.

**MINT**

CROPS	PESTS	PRODUCT RATE OZ/ACRE	INSTRUCTIONS
Mint (Peppermint and Spearmint)	Pacific Spider Mite Strawberry Spider Mite Two-spotted Spider Mite	2.0 to 4.0 (0.09 to 0.18 lb ai/A)	Apply with air* or ground equipment in adequate water for uniform coverage (minimum of 10 gals/A by air* or 50 gals/A by ground). Coverage is essential for good control. Use of higher water volume will assure better coverage. Best results are achieved when mite populations are low. <b>Zara WSB</b> is predominately an ovicide/larvicide. Apply <b>Zara WSB Miticide</b> at or prior to threshold for your area but not greater than the maximum rate listed. Choose lower rate for light infestations and higher rate for heavy infestation. Do not use below use rate of 2.0 oz/A (0.09 lb ai/A) as this may result in poor control and contribute to the development of resistance to etoxazole among mite populations. *Not approved for aerial application in New York.

(continued)

## MINT (continued)

### Restrictions

- Preharvest interval (PHI) is 7 days.
- Do not make more than one (1) **Zara WSB** application per season.
- Do not apply more than 4.0 oz (0.18 lb ai) of **Zara WSB** per acre per season.

**MANAGING RESISTANCE:** Repeated use of the same class of miticides or miticides with similar modes of action can lead to the buildup of resistant mite strains. Use **Zara WSB** in alternation with miticides having different modes of action and/or that belong to different chemical classes. Follow local, state and federal Integrated Pest Management (IPM) and Resistance Management (RM) recommendations. Read and follow all product labels before applying any miticide.

## PEPPER AND EGGPLANT (Subgroup 8-10B)

CROPS	PESTS	PRODUCT RATE OZ/ACRE	INSTRUCTIONS
African Eggplant Bell Pepper Eggplant Martynia Non-Bell Pepper Okra Pea Eggplant Pepino Roselle Scarlet Eggplant Cultivars, varieties and/ or hybrids of these	Two-spotted Spider Mite	2.0 to 3.0 (0.09 to 0.135 lb ai/A)	Apply with ground equipment in a minimum of 20 gals/A of water. Applications of <b>Zara WSB Miticide</b> must be made using enough carrier (water) to ensure thorough coverage of the crop's vegetative and reproductive parts, which mites use for dispersal, feeding and reproduction. Use higher water volumes on more mature plants and varieties that have more compact and dense foliage. Higher volumes of water coupled with well calibrated equipment will help to provide better coverage.  Best results are achieved when mite populations are low. <b>Zara WSB</b> is predominately an ovicide/larvicide. Apply <b>Zara WSB</b> at or prior to threshold for your area but not greater than the maximum rate listed.  Choose lower rate for light infestations and higher rate for heavy infestation.  Do not use below use rate 2.0 oz/A (0.09 lb ai/A) as this may result in poor control and contribute to the development of resistance to etoxazole among mite populations.

### Restrictions

- Preharvest interval (PHI) is 7 days.
- Do not make more than one (1) **Zara WSB** application per season.
- Do not apply more than 3.0 oz (0.135 lb ai) of **Zara WSB** per acre per season.

**MANAGING RESISTANCE:** Repeated use of the same class of miticides or miticides with similar modes of action can lead to the buildup of resistant mite strains. Use **Zara WSB** in alternation with miticides having different modes of action and/or that belong to different chemical classes. Follow local, state, and federal Integrated Pest Management (IPM) and Resistance Management (RM) recommendations. Read and follow all product labels before applying any miticide.

**POME FRUIT  
(Crop Group 11)**

CROPS	PESTS	PRODUCT RATE OZ/ACRE	INSTRUCTIONS
Apple Crabapple Loquat Mayhaw Pear Pear, Asian Quince	European Red Mite McDaniel Spider Mite Pacific Spider Mite Two-spotted Spider Mite	2.0 to 3.0 (0.09 to 0.135 lb ai/A)	Apply by ground with airblast equipment in a minimum of 100 gals/A. Coverage is essential for good control. Use of higher water volume will assure better coverage. Best results are achieved when mite populations are low. <b>Zara WSB</b> is predominately an ovicide/larvicide and should be used early in the life cycle of mites. Apply <b>Zara WSB</b> at or prior to threshold for your area but not greater than the maximum rate listed.  <b>Zara WSB</b> will not control rust mites or blister mites. If these pests are a problem, use an alternative miticide registered for that use.  Choose lower rate for light infestations and higher rate for heavy infestation.  Do not use below use rate 2.0 oz/A (0.09 lb ai/A) as this may result in poor control and contribute to the development of resistance to etoxazole among mite populations.

**Restrictions**

- Preharvest interval (PHI) is 14 days.
- Do not make more than one (1) **Zara WSB** application per season.
- Do not apply more than 3.0 oz (0.135 lb ai) of **Zara WSB** per acre per season.

**MANAGING RESISTANCE:** Repeated use of the same class of miticides or miticides with similar modes of action can lead to the buildup of resistant mite strains. Use **Zara WSB** in alternation with miticides having different modes of action and/or that belong to different chemical classes. Follow local, state, and federal Integrated Pest Management (IPM) and Resistance Management (RM) recommendations. Read and follow all product labels before applying any miticide.

**SMALL FRUIT VINE CLIMBING, EXCEPT FUZZY KIWIFRUIT  
(Subgroup 13-07 F)**

CROPS	PESTS	PRODUCT RATE OZ/ACRE	INSTRUCTIONS
Amur River Grape Gooseberry Grape Kiwifruit, Hardy Maypop Schisandra Berry Cultivars, varieties and/ or hybrids of these	European Red Mite Pacific Spider Mite Two-spotted Spider Mite Willamette Mite	2.0 to 3.0 (0.09 to 0.135 lb ai/A)	Apply by ground as a full coverage spray in a minimum of 25 gals/A of water. Coverage is essential for good control. Use of higher water volume will assure better coverage. Best results are achieved when mite populations are low. <b>Zara WSB</b> is predominately an ovicide/larvicide and should be used early in the life cycle of mites. Apply <b>Zara WSB</b> at or prior to threshold for your area but not greater than the maximum rate listed.  <b>Zara WSB</b> will not control rust mites or blister mites. If these pests are a problem, use an alternative miticide registered for that use.  Choose lower rate for light infestations and higher rate for heavy infestation.  Do not use below use rate of 2.0 oz/A (0.09 lb ai/A) as this may result in poor control and contribute to the Development of resistance to etoxazole among mite populations.

**Restrictions**

- Preharvest interval (PHI) is 14 days.
- Do not make more than one (1) **Zara WSB** application per season.
- Do not apply more than 3.0 oz (0.135 lb ai) of **Zara WSB** per acre per season.

**MANAGING RESISTANCE:** Repeated use of the same class of miticides or miticides with similar modes of action can lead to the buildup of resistant mite strains. Use **Zara WSB** in alternation with miticides having different modes of action and/or that belong to different chemical classes. Follow local, state and federal Integrated Pest Management (IPM) and Resistance Management (RM) recommendations. Read and follow all product labels before applying any miticide.

**STONE FRUIT  
(Crop Group 12)**

CROPS	PESTS	PRODUCT RATE OZ/ACRE	INSTRUCTIONS	
Apricot Cherry (sweet and tart) Nectarine Peach Plum	Plum, Chickasaw Plum, Damson Plum, Japanese Plumcot Prune (fresh)	European Red Mite Pacific Spider Mite Two-spotted Spider Mite	2.0 to 3.0 (0.09 to 0.135 lb ai/A)	Apply with ground equipment in a minimum of 50 gals/A of water. Coverage is essential for good control. Use of higher water volume will assure better coverage. Best results are achieved when mite populations are low. <b>Zara WSB</b> is predominately an ovicide/larvicide. Apply <b>Zara WSB Miticide</b> at or prior to threshold for your area but not greater than the maximum rate listed.  Choose lower rate for light infestations and higher rate for heavy infestation.  Do not use below use rate of 2.0 oz/A (0.09 lb ai/A) as this may result in poor control and contribute to the development of resistance to etoxazole among mite populations.

## STONE FRUIT *(continued)* (Crop Group 12)

### Restrictions

- Preharvest interval (PHI) is 7 days.
- Do not make more than one (1) **Zara WSB** application per season.
- Do not apply more than 3.0 oz (0.135 lb ai) of **Zara WSB** per acre per season.

**MANAGING RESISTANCE:** Repeated use of the same class of miticides or miticides with similar modes of action can lead to the buildup of resistant mite strains. Use **Zara WSB** in alternation with miticides having different modes of action and/or that belong to different chemical classes. Follow local, state and federal Integrated Pest Management (IPM) and Resistance Management (RM) recommendations. Read and follow all product labels before applying any miticide.

## NON-BEARING FRUIT TREES

CROPS	PESTS	PRODUCT RATE OZ/ACRE	INSTRUCTIONS
Non-Bearing Fruit Trees	European Red Mite McDaniel Spider Mite Pacific Spider Mite Two-spotted Spider Mite	2.0 to 3.0 (0.09 to 0.135 lb ai/A)	Apply by ground with airblast equipment as a full coverage spray. Best results are achieved when mite populations are low. <b>Zara WSB</b> is predominately an ovicide/larvicide. Apply <b>Zara WSB</b> at or prior to threshold for your area but not greater than the maximum rate listed. Choose lower rate for light infestations and higher rate for heavy infestation. Do not use below use rate 2.0 oz/A (0.09 lb ai/A) as this may result in poor control and contribute to the development of resistance to etoxazole among mite populations.

### Restrictions

- Do not harvest fruit or nuts from treated trees within one (1) year of application.
- Do not make more than one (1) **Zara WSB** application per season.
- Do not apply more than 3.0 oz (0.135 lb ai) of **Zara WSB** per acre per season.

**MANAGING RESISTANCE:** Repeated use of the same class of miticides or miticides with similar modes of action can lead to the buildup of resistant mite strains. Use **Zara WSB** in alternation with other miticides having different modes of action and/or that belong to different chemical classes. Follow local, state and federal Integrated Pest Management (IPM) and Resistance Management (RM) recommendations. Read and follow all product labels before applying any miticide.

## CHRISTMAS TREES

CROPS	PESTS	PRODUCT RATE OZ/ACRE	INSTRUCTIONS
Christmas Trees	McDaniel Spider Mite Pacific Spider Mite Spruce Spider Mite Two-spotted Spider Mite	2.0 to 3.0 (0.09 to 0.135 lb ai/A)	Apply by ground as full coverage spray or by <b>air*</b> in a minimum of 10 gals/A. Coverage is critical for effective control.  Best results are achieved when mite populations are low. <b>Zara WSB</b> is predominately an ovicide/larvicide. Apply <b>Zara WSB</b> at or prior to threshold for your area but not greater than the maximum rate listed. Choose lower rate for light infestations and higher rate for heavy infestation.  Do not use below use rate 2.0 oz/A (0.09 lb ai/A) as this may result in poor control and contribute to the development of resistance to etoxazole among mite populations.  <b>*Not approved for aerial application in New York.</b>

### Restrictions

- \* Do not make more than one (1) **Zara WSB** application per season.
- \* Do not apply more than 3.0 oz (0.135 lb ai) of **Zara WSB** per acre per season.

**MANAGING RESISTANCE:** Repeated use of the same class of miticides or miticides with similar modes of action can lead to the buildup of resistant mite strains. Use **Zara WSB** in alternation with miticides having different modes of action and/or that belong to different chemical classes. Follow local, state, and federal Integrated Pest Management (IPM) and Resistance Management (RM) recommendations. Read and follow all product labels before applying any miticide.

## TREE NUTS

CROPS	PESTS	PRODUCT RATE OZ/ACRE	INSTRUCTIONS	
Almond Beech Nut Brazil Nut Butternut Cashew Chestnut Chinquapin	Filbert (Hazelnut) Hickory Nut Macadamia Nut Pecan Pistachio Walnut, Black Walnut, English	European Red Mite Pacific Spider Mite Two-spotted Spider Mite	2.0 to 3.0 (0.09 to 0.135 lb ai/A)	Apply by ground with airblast equipment as a full coverage spray. Best results are achieved when mite populations are low. <b>Zara WSB</b> is predominately an ovicide/larvicide. Apply <b>Zara WSB</b> at or prior to threshold for your area but not greater than the maximum rate listed. Choose lower rate for light infestations and higher rate for heavy infestation.  Do not use below use rate of 2.0 oz/A (0.09 lb ai/A) as this may result in poor control and contribute to the development of resistance to etoxazole among mite populations.

### Restrictions

- \* Preharvest interval (PHI) is 28 days.
- \* Do not make more than one (1) **Zara WSB** application per season.
- \* Do not apply more than 3.0 oz (0.135 lb ai) of **Zara WSB** per acre per season.

*(continued)*

### TREE NUTS (continued)

**MANAGING RESISTANCE:** Repeated use of the same class of miticides or miticides with similar modes of action can lead to the buildup of resistant mite strains. Use **Zara WSB** in alternation with miticides having different modes of action and/or that belong to different chemical classes. Follow local, state, and federal Integrated Pest Management (IPM) and Resistance Management (RM) recommendations. Read and follow all product labels before applying any miticide.

### TROPICAL AND SUB-TROPICAL FRUIT (INEDIBLE PEEL)

CROPS	PESTS	PRODUCT RATE OZ/ACRE	INSTRUCTIONS
Avocado Canistel Mango Papaya Sapodilla Sapote, Black Sapote, Mamey Star Apple	Avocado Brown Mite Persea Mite Two-spotted Spider Mite	2.0 to 3.0 (0.09 to 0.135 lb ai/A)	<p>Apply with air* or ground equipment in adequate water for uniform coverage (minimum 20 gals/A by air* or minimum 50 gals/A by ground). Applications of <b>Zara WSB</b> must be made using enough carrier (water) to ensure thorough coverage of the crop's vegetative and reproductive parts, which mites use for dispersal, feeding and reproduction. Use higher water volumes on more mature plants and varieties that have more compact and dense foliage. Higher volumes of water coupled with well calibrated equipment will help to provide better coverage.</p> <p>Best results are achieved when mite populations are low. <b>Zara WSB</b> is predominately an ovicide/ larvicide. Apply <b>Zara WSB Miticide</b> at or prior to threshold for your area but not greater than the maximum rate listed.</p> <p>Choose lower rate for light infestations and higher rate for heavy infestation.</p> <p>Do not use below use rate of 2.0 oz/A (0.09 lb ai/A) as this may result in poor control and contribute to the development of resistance to etoxazole among mite populations.</p> <p>*Not approved for aerial application in New York.</p>
<p><b>Restrictions</b></p> <ul style="list-style-type: none"> <li>* Preharvest interval (PHI) is 1 day.</li> <li>* Do not make more than one (1) <b>Zara WSB</b> application per season.</li> <li>* Do not apply more than 3.0 oz (0.135 lb ai) of <b>Zara WSB</b> per acre per season.</li> </ul>			

**MANAGING RESISTANCE:** Repeated use of the same class of miticides or miticides with similar modes of action can lead to the buildup of resistant mite strains. Use **Zara WSB** in alternation with miticides having different modes of action and/or that belong to different chemical classes. Follow local, state, and federal Integrated Pest Management (IPM) and Resistance Management (RM) recommendations. Read and follow all product labels before applying any miticide.

## STORAGE AND DISPOSAL

Do not contaminate water, food or feed by storage, disposal or cleaning of equipment.

**PESTICIDE STORAGE:** Keep pesticide in original container. Do not put concentrate or dilute into food or drink containers. Store in cool, dry place. Do not store diluted spray.

**PESTICIDE DISPOSAL:** Wastes resulting from the use of this product may be disposed of on site or at an approved waste disposal facility. Open dumping is prohibited.

**CONTAINER HANDLING:** Nonrefillable outer bag. Do not reuse or refill the outer bag. Completely empty bag into application equipment. Then dispose of empty bag in a sanitary landfill or by incineration.

## LIMITATION OF WARRANTY AND LIABILITY

**IMPORTANT: READ BEFORE USE.** Read the entire Directions for Use, Conditions of Warranties and Limitations of Liability before using this product. If these terms and conditions are not acceptable, return the unopened product container at once. By using this product, user or buyer accepts the following Disclaimer of Warranties and Limitations of Liability.

**CONDITIONS:** The directions for use of this product are believed to be adequate and must be followed carefully. However, it is impossible to eliminate all risks associated with the use of this product. Ineffectiveness, injury, and other unintended consequences may result because of such factors as manner of use or application (including misuse), the presence of other materials, weather conditions, and other unknown factors, all of which are beyond the control of ATTICUS, LLC. All such risks shall be assumed by the user or buyer.

**DISCLAIMER OF WARRANTIES:** To the extent consistent with applicable law, ATTICUS, LLC makes no other warranties, express or implied, of merchantability or of fitness for a particular purpose or otherwise, that extend beyond statements on this label.

**LIMITATIONS OF LIABILITY:** To the extent consistent with applicable law, neither ATTICUS, LLC the manufacturer, nor the Seller shall be liable for any indirect, special, incidental or consequential damages resulting from the use, handling, application, storage, or disposal of this product. To the extent consistent with applicable law, the exclusive remedy of the user or buyer for any and all losses, injuries or damages resulting from the use, handling, application, or storage of this product, whether in contract, warranty, tort, negligence, strict liability or otherwise, shall not exceed the purchase price paid.

## TANK MIXES

**NOTICE:** Tank mixing or use of this product with any other product which is not specifically and expressly authorized by the label shall be the exclusive risk of user, applicator, and/or application advisor, to the extent allowed by applicable law. Read and follow the entire label of each product to be used in the tank mix with this product.

Zara™ WSB is a trademark of Atticus, LLC

Zeal is a registered trademark of Valent U.S.A. Corporation.

Danitol is a registered trademark of Sumitomo Chemical Company, Ltd.

**Danitol is a restricted use product.**

NET WEIGHT: 4 x 3 WT OZ



GROUP 10B INSECTICIDE

Contains etoxazole, the active ingredient used in Zeal<sup>®</sup> Miticide.

ACTIVE INGREDIENT:	By Wt.
Etoxazole*	72.0%
OTHER INGREDIENTS:	28.0%
TOTAL:	100.0%

\*2-(2,6-difluorophenyl)-4-[4-(1,1-dimethylethyl)-2-ethoxyphenyl]-4,5-dihydrooxazole

## KEEP OUT OF REACH OF CHILDREN CAUTION

Si usted no entiende la etiqueta, busque a alguien para que se la explique a usted en detalle. (If you do not understand the label, find someone to explain it to you in detail.)

**FIRST AID:** If in eyes: • Hold eye open and rinse slowly and gently with water for 15-20 minutes. • Remove contact lenses, if present, after the first 5 minutes, then continue rinsing eye. • Call a poison control center or doctor for treatment advice. If on skin or clothing: • Take off contaminated clothing. • Rinse skin immediately with plenty of water for 15-20 minutes. • Call a poison control center or doctor for treatment advice. If swallowed: • Call a poison control center or doctor immediately for treatment advice. • Have person sip a glass of water if able to swallow. • Do not induce vomiting unless told to do so by a poison control center or doctor. • Do not give anything by mouth to an unconscious person. If inhaled: • Move person to fresh air. • If person is not breathing, call 911 or an ambulance, then give artificial respiration, preferably by mouth-to-mouth, if possible. • Call a poison control center or doctor for further treatment advice.

**HOT LINE NUMBER:** Have the product container or label with you when calling a poison control center or doctor, or going for treatment. For emergency medical assistance, call SafetyCall: 1-844-685-9173.

For Chemical Emergency: Spill, Leak, Fire, Exposure, or Accident,  
Call CHEMTREC Day or Night Within USA and Canada:  
1-800-424-9300 or +1 703-527-3887 (collect calls accepted)

## PRECAUTIONARY STATEMENTS HAZARDS TO HUMANS AND DOMESTIC ANIMALS CAUTION

Causes moderate eye irritation. Harmful if inhaled. Avoid contact with eyes, skin and clothing. Avoid breathing dust.

### ENVIRONMENTAL HAZARDS

This pesticide is toxic to freshwater and marine/estuarine aquatic invertebrates, including oysters and shrimp. Do not apply directly to water, or to areas where surface water is present or to intertidal areas below the mean high water mark. Do not apply when weather conditions favor drift from treated areas. Drift and runoff from treated areas may be hazardous to aquatic organisms in water adjacent to treated areas. Do not contaminate water when disposing of equipment washwaters or rinsate.

### PHYSICAL OR CHEMICAL HAZARDS

Do not mix or allow coming in contact with oxidizing agents. Hazardous chemical reaction may occur.

### DIRECTIONS FOR USE

It is a violation of Federal law to use this product in a manner inconsistent with its labeling. **READ ENTIRE LABEL. USE STRICTLY IN ACCORDANCE WITH PRECAUTIONARY STATEMENTS AND DIRECTIONS, AND WITH APPLICABLE STATE AND FEDERAL REGULATIONS.** Do not apply this product in a way that will contact workers or other persons, either directly or through drift. Only protected handlers may be in the area during application. For any requirements specific to your State or Tribe, consult the agency responsible for pesticide regulation.

## STORAGE AND DISPOSAL

Do not contaminate water, food or feed by storage, disposal or cleaning of equipment. **PESTICIDE STORAGE:** Keep pesticide in original container. Do not put concentrate or dilute into food or drink containers. Store in cool, dry place. Do not store diluted spray. **PESTICIDE DISPOSAL:** Wastes resulting from the use of this product may be disposed of on site or at an approved waste disposal facility. Open dumping is prohibited. **CONTAINER HANDLING:** Nonrefillable outer bag. Do not reuse or refill the outer bag. Completely empty bag into application equipment. Then dispose of empty bag in a sanitary landfill or by incineration.

See inside label booklet for additional Precautionary Statements and Directions for Use.

EPA Reg. No.: 91234-43

EPA Est. No.: 67545-AZ-001(G); 65387-AR-002(S)

First letter(s) in lot number correspond to letter(s) following the EPA Est. No.

20171201b

Zara<sup>™</sup> WSB is not manufactured, or distributed by Valent U.S.A. Corporation, seller of Zeal<sup>™</sup> Miticide.

Manufactured for: Atticus, LLC, 5000 CentreGreen Way, Suite 100, Cary, NC 27513

PEEL HERE TO OPEN ▲

450167-0418

PF 140323

# PROOF

## THIS PROOF IS TO BE CHECKED FOR ACCURACY

Please review and approve **Text, Spelling, Copy Placement, Size, Shape, Colors** and **Dieline**.

**Authorized signature** accepts responsibility for accuracy of all copy, color break and artwork. Cimarron Label is not liable for any discrepancies subsequently identified.

**PLEASE NOTE:** Due to color variance between printers/monitors, the colors represented by this proof cannot be deemed accurate. Please refer to a color matching system such as the Pantone Matching System for a truer representation of spot colors.

**THIS PROOF IS NOT ACCURATE FOR COLOR-MATCH.**





*Dieline does not print.*

 **Cimarron Label**

Experts in Extended Text Labeling

4201 North Westport Ave. • Sioux Falls, SD 57107

Phone: (605) 978-0451 • Fax: (605) 978-0463

DATE	JOB NUMBER	CUSTOMER
4-24-18	140323	Atticus LLC
LABEL SIZE	BOOKLET SIZE	
5" X 5.5"	4.375" X 4.75"	
LABEL COLORS	BOOKLET OUTSIDE COLORS	BOOKLET INSIDE COLORS
 BLK	  BLK 1815	 BLK
PATTERN VARNISH: <input checked="" type="checkbox"/> YES <input type="checkbox"/> NO		

Form: CS 006B - 3/29/2017

**ARTWORK IS APPROVED**

**REVISED PROOF NEEDED**

**WE CANNOT PROCESS  
THIS ORDER WITHOUT AN  
AUTHORIZED SIGNATURE**

Signed \_\_\_\_\_ Date \_\_\_\_\_