

INDOXACARB GROUP 22A INSECTICIDE



Advion[®] WDG

syngenta[®]

Insecticide

For use in and around single and multi-family residential buildings; schools; institutional, commercial, and industrial facilities (including warehouses, apartments, supermarkets, restaurants, motels, hotels, hospitals, daycare facilities, food-handling/storage/ processing establishments and zoos); transportation equipment, such as aircraft, trains, ships, boats, and buses; and companion animal housing.

Do not use this product as the sole source of control for active structural infestations by termites.

Active Ingredient:

Indoxacarb*: 20.0%

Other Ingredients: 80.0%

Total: 100.0%

*CAS No. 173584-44-6

Indoxacarb belongs to the oxadiazine chemical class.

Advion[®] WDG is a water-dispersible granule (WG) that contains 0.2 lb indoxacarb per lb product.

KEEP OUT OF REACH OF CHILDREN CAUTION/PRECAUCIÓN

Si usted no entiende la etiqueta, busque a alguien para que se la explique a usted en detalle. (If you do not understand the label, find someone to explain it to you in detail.)

EPA Reg. No. 100-1501 EPA Est. No. 67545-AZ-1

SCP 1501B-L3E 0521 4128473

16.5 OZ Net Contents



TABLE OF CONTENTS

1.0 FIRST AID

2.0 PRECAUTIONARY STATEMENTS

2.1 Hazards to Humans and Domestic Animals

2.2 Personal Protective Equipment (PPE)

2.2.1 User Safety Requirements

2.2.2 User Safety Recommendations

2.3 Environmental Hazards

DIRECTIONS FOR USE

3.0 PRODUCT INFORMATION

3.1 Insect Resistance Management

3.2 Food-Handling Establishments

3.2.1 Applications in Non-Food Areas

3.2.2 Applications in Food- and Feed-Handling Areas

3.2.3 Specific Restrictions for Food-Handling Establishments

3.3 Companion Animal Housing

3.3.1 Specific Restrictions for Companion Animal Housing

4.0 APPLICATION DIRECTIONS

4.1 Methods of Application

4.1.1 Indoors

4.1.2 Outdoors

4.2 Application Equipment

4.3 Application Volume and Spray Coverage

4.4 Mixing Directions

4.4.1 Tank Mixing

4.4.2 For Advion WDG in Non-Refillable Rigid Plastic Containers

4.5 Delivery of Advion WDG as a Foam Preparation

4.5.1 Mixing Table for Advion WDG Foam

continued...

TABLE OF CONTENTS

DIRECTIONS FOR USE (continued)

- 5.0 RESTRICTIONS AND PRECAUTIONS**
 - 5.1 Use Restrictions
 - 5.2 California Restrictions on Exterior Applications
 - 5.3 Spray Drift Advisories
- 6.0 PEST CONTROL USE DIRECTIONS**
 - 6.1 Ants
 - 6.2 Carpenter Bees
 - 6.3 Cockroaches
 - 6.4 Fleas
 - 6.5 Flies (Including Permethrin-Resistant House Flies)
 - 6.6 Occasional Invaders and Aggregating Pests
 - 6.7 Pantry Insects/Stored Product Insect Pests
 - 6.8 Subterranean Termites
 - 6.9 Drywood Termites
 - 6.10 Wasps
- 7.0 STORAGE AND DISPOSAL**
- 8.0 CONDITIONS OF SALE AND LIMITATION OF WARRANTY AND LIABILITY**

1.0 FIRST AID

FIRST AID	
If swallowed	<ul style="list-style-type: none">• Call a poison control center or doctor immediately for treatment advice.• Have person sip a glass of water if able to swallow. Do not induce vomiting unless told to by the poison control center or a doctor.• Do not give anything by mouth to an unconscious person.
If in eyes	<ul style="list-style-type: none">• Hold eye open and rinse slowly and gently with water for 15-20 minutes. Remove contact lenses, if present, after the first 5 minutes, then continue rinsing eye.• Call a poison control center or doctor for treatment advice.
If on skin or clothing	<ul style="list-style-type: none">• Remove contaminated clothing. Rinse skin immediately with plenty of water for 15-20 minutes.• Call a poison control center or doctor for treatment advice.
If inhaled	<ul style="list-style-type: none">• Move person to fresh air. If person is not breathing, call 911 or an ambulance, then give artificial respiration, preferably mouth-to-mouth if possible.• Call a poison control center or doctor for treatment advice.
Have the product container or label with you when calling a poison control center or doctor, or going for treatment.	
HOT LINE NUMBER For 24-Hour Medical Emergency Assistance (Human or Animal) or Chemical Emergency Assistance (Spill, Leak, Fire, or Accident), Call 1-800-888-8372	

2.0 PRECAUTIONARY STATEMENTS

2.1 Hazards to Humans and Domestic Animals

CAUTION

Harmful if swallowed. Causes moderate eye irritation. Harmful if absorbed through skin. Avoid contact with skin, eyes or clothing. Wash thoroughly with soap and water after handling. Harmful if inhaled. Avoid breathing (dust, vapor or spray mist). Remove contaminated clothing and wash clothing before reuse.

2.2 Personal Protective Equipment (PPE)

All pesticide handlers (mixers, loaders and applicators) must wear:

- Shirt and long pants
- Waterproof gloves
- Shoes plus socks

2.2.1 USER SAFETY REQUIREMENTS

Follow manufacturer's instructions for cleaning/maintaining personal protective equipment (PPE). If no such instructions for washables are available, use detergent and hot water. Keep and wash PPE separately from other laundry.

2.2.2 USER SAFETY RECOMMENDATIONS

Users Should:

- Wash hands before eating, drinking, chewing gum, using tobacco or using the toilet.
- Remove clothing/PPE immediately if pesticide gets inside. Then wash thoroughly and put on clean clothing.
- Remove PPE immediately after handling this product. Wash the outside of gloves before removing. As soon as possible, wash thoroughly and change into clean clothing.

2.3 Environmental Hazards

This pesticide is toxic to fish and aquatic invertebrates. Do not apply directly to water, or to areas where surface water is present or to intertidal areas below the mean high water mark. Do not contaminate water when disposing of equipment rinse water. Drift and runoff may be hazardous to aquatic organisms in water adjacent to treated areas. Runoff of this product will be reduced by avoiding applications when rainfall is likely to occur within 24 hours. Rinsing application equipment over the treated area will help avoid runoff to water bodies or drainage systems. Do not apply to any impervious surfaces which may contact or lead directly to surface water, storm drains, or urban runoff conveyance systems (gutters).

DIRECTIONS FOR USE

It is a violation of Federal Law to use this product in a manner inconsistent with its labeling.

Read entire label before using this product. Syngenta will not be responsible for losses or damages resulting from use of this product in any manner not specifically stated on this label or other labels or bulletins published by Syngenta. User assumes all risks associated with such non-specified use.

3.0 PRODUCT INFORMATION

Advion WDG is a water-dispersible granule concentrate that contains the non-repellent active ingredient indoxacarb. When applied following label directions, Advion WDG is effective at controlling a wide range of listed insect pests common in urban environments.

After dilution in water, Advion WDG forms a suspension for making applications. Advion WDG is formulated not to stain or to damage building surfaces where water applied alone causes no damage. Before the first application is made, treating a small area and allowing it to dry to determine whether staining will occur is still recommended.

3.1 Insect Resistance Management

INDOXACARB	GROUP	22A	INSECTICIDE
-------------------	--------------	------------	--------------------

For resistance management, Advion WDG contains a Group 22A insecticide. Any insect population may contain individuals naturally resistant to Advion WDG and other Group 22A insecticides. The resistant individuals may dominate the insect population if this group of insecticides are used repeatedly in the same treated areas. Appropriate resistance-management strategies should be followed.

To delay insecticide resistance, take the following steps:

- Rotate the use of Advion WDG or other Group 22A insecticides with different groups that control the same pests.
- Use tank mixtures with insecticides from a different group that are equally effective on the target pest when such use is permitted. Do not rely on the same mixture repeatedly for the same pest population. Consider any known cross-resistance issues (for the targeted pests) between the individual components of a mixture. In addition, consider the following recommendations provided by the Insecticide Resistance Action Committee (IRAC):
 - o Individual insecticides selected for use in mixtures should be highly effective and be applied at the rates at which they are individually registered for use against the target species.
 - o Mixtures with components having the same IRAC mode of action classifications are not recommended for insect resistance management.
 - o When using mixtures, consider any known cross-resistance issues between the individual components for the targeted pest(s).
 - o Mixtures become less effective if resistance is already developing to one or both active ingredients, but they may still provide pest management benefits.

- o The insect resistance management benefits of an insecticide mixture are greatest if the two components have similar periods of residual insecticidal activity. Mixtures of insecticides with unequal periods of residual insecticide activity may offer an insect resistance management benefit only for the period where both insecticides are active.
- Adopt an integrated pest management program for insecticide use that includes scouting, uses historical information related to pesticide use, record keeping, and which considers cultural, biological, and other chemical control practices.
- Monitor after application for unexpected target pest survival. If the level of survival suggests the presence of resistance, consult with your local university specialist or certified pest control advisor.

Contact your local Syngenta representative, retailer, or extension specialist for any additional pesticide resistance-management and/or IPM recommendations for the specific site and pest problems in your area. For further information or to report suspected resistance contact Syngenta at 1-866-SYNGENT(A) (866-796-4368).

3.2 Food-Handling Establishments

Food-handling establishments are places other than private residences in which food is held, processed, prepared or served.

3.2.1 APPLICATIONS IN NON-FOOD AREAS

Advion WDG is labeled for use as a spot or crack-and-crevice treatment at a maximum volume of 1 gallon per 1,000 sq ft to control cockroaches and other listed* pests in residential structures and the non-food areas of commercial, industrial, public and institutional buildings/structures, including restaurants, warehouses, food processing plants, supermarkets, hospitals, nursing homes, motels, hotels, schools, daycares, laboratories, computer facilities, aircraft, buses, boats/ships, trains, pet shops and zoos.

*Refer to **Section 6.0** for directions for specific pests.

Non-food/non-feed areas include areas such as garbage rooms, lavatories, floor drains (to sewers), entries, and vestibules, offices, locker rooms, machine rooms, boiler rooms, garages, mop closets and storage (after bottling or canning). Refer to **Section 3.2.3** for use restrictions when making applications in food-/feed-handling areas of Food-/Feed-Handling Establishments.

3.2.2 APPLICATIONS IN FOOD- AND FEED-HANDLING AREAS

Application to food/feed areas of food/feed-handling establishments should be made as a spot or crack-and-crevice treatment at a maximum volume of 1 gallon per 1,000 sq ft at the highest dilution rate (0.1% dilution). Refer to **Section 4.4** for mixing instructions and dilution tables, and refer to **Section 6** for specific dilution directions.

Food- and feed-handling areas include areas for receiving, storage, packing (canning, bottling, wrapping, boxing), preparing edible waste storage, and enclosed processing systems (mills, dairies, edible oils, syrups). Serving areas are also considered a food/feed area when food is exposed and facility is in operation.

Apply into cracks and crevices using equipment designed to deliver a pin stream between different elements of construction, between floor and equipment, openings to voids and hollow spaces in walls, bases and equipment. Refer to **Section 6.0** for directions for specific pests.

3.2.3 SPECIFIC RESTRICTIONS FOR FOOD-HANDLING ESTABLISHMENTS

- **Do not** apply to areas or surfaces where food/feed, food utensils or food-processing surfaces may come into contact and become contaminated.
- **Do not** apply to areas that are routinely washed, such as cracks and crevices in tops of tables, food/feed preparation and holding surfaces for prepared foods.

3.3 Companion Animal Housing

Apply Advion WDG as a spot and/or crack-and-crevice treatment in unoccupied companion animal housing. Normal cleaning practices of the structure should be followed along with

applications of Advion WDG insecticide to effectively control the crawling and flying insect pests listed in **Section 6.0**.

For unoccupied areas of companion animal structures such as kennels, apply as a spot and/or crack-and-crevice treatment to floors, vertical and overhead surfaces where listed crawling or flying insect pests are or may be present. Cover feeders and waterers before application to prevent contamination. Pay attention to areas such as windows and doors and areas where insect pests hide or congregate. Apply perimeter treatments in a uniform band 1-3 feet up and 2-6 feet out from the companion animal housing facility. Allow treated surfaces to dry before animal reentry. Maintaining a year-round integrated pest management program that includes multiple tactics will help prevent populations of pests from reaching problem levels.

3.3.1 SPECIFIC RESTRICTIONS FOR COMPANION ANIMAL HOUSING

- **Do not** apply to structures while occupied by companion animals.
- **Do not make** applications to any animal feedstuffs, water or watering equipment.
- **Do not** contaminate any animal food, feed, or water in and around companion animal housing when making applications.

4.0 APPLICATION DIRECTIONS

4.1 Methods of Application

4.1.1 INDOORS

Apply Advion WDG using a coarse low-pressure spray as a spot or crack and crevice treatment to infested areas or areas suspected to be infested. Make applications to areas including pest entry sites, attics, wall voids, behind cabinets or equipment, under counters or appliances, and along baseboards and reticulation systems. Advion WDG can be applied using ULV equipment such as a Micro Injector® or Actisol® machine for crack-and-crevice or spot applications only. Do not use ULV equipment to make spatial or fogging treatments.

4.1.2 OUTDOORS

Apply Advion WDG using a coarse, low-pressure spray as a spot, crack and crevice, general surface or perimeter banded treatment to control or prevent pest infestations. Perimeter band width must not be greater than a total of 7 feet. A perimeter band of 7 feet, for example, can include up to 3 feet up the exterior wall and out to 5 feet of horizontal surface away from the wall base, but not exceed a total of 7 feet.

4.2 Application Equipment

Small-volume applications to interior or exterior surfaces can be made with backpack or hand-held applicators. Advion WDG can be applied using ULV equipment such as a Micro Injector or Actisol machine for crack-and-crevice or spot applications only. Advion WDG can also be applied using foam-generating equipment (see section 4.5 for foaming instructions). For exterior applications with higher volumes, Advion WDG can be applied to exterior of structures using high-volume sprayers, truck-mounted or other power equipment.

4.3 Application Volume and Spray Coverage

For indoor use, apply no more than 1 gallon per 1,000 sq ft. For exterior use with backpack or other hand sprayers, 1-4 gallons per 1,000 sq ft is recommended. The maximum volume for exterior use is 4 gallons per 1,000 sq ft at 0.1% dilution (0.53 oz ai/1,000 sq ft).

For exterior use on medium to heavy infestations of pests, porous surfaces, complex sites, such as dense perimeter landscaping, dense mulching, or for maximum residual performance, use higher specified volumes.

For applications to exterior of structures using high-volume power-spray equipment, Advion WDG can be diluted to less than 0.05% concentration and applied at a higher volume. Lower mix rates with higher application volume helps ensure proper spray coverage and distribution of the insecticide. The higher spray volumes may be necessary for exterior applications to dense vegetation, mulch or other challenging areas

around structures. As a mixing example, if targeted spray volume is 5 gallons of spray per 1,000 sq ft, mix 0.33 oz per 5 gallons of water. If targeted spray volume is 10 gallons of spray per 1,000 sq ft, mix 0.33 oz per 10 gallons of water. For exterior use in California, refer to Section 5.2 for application volume, treatment intervals and limits on numbers of applications.

4.4 Mixing Directions

- 1 **IMPORTANT: Do not pour Advion WDG into an empty tank.**
- 2 Clean application tank prior to using Advion WDG.
- 3 Fill application tank with water to about half of desired volume.
- 4 Pour the appropriate amount of Advion WDG into tank.
- 5 Agitate.
- 6 Fill tank with remaining volume of water and agitate again.
- 7 Treatment mixture is now ready to apply. If treatment mixture sits in the tank for extended periods, re-agitate prior to application.

4.4.1 TANK MIXING

Advion WDG may be tank-mixed with other currently registered pesticides unless expressly prohibited by the product label. To ensure compatibility, conduct a small volume mixing test with the other products. If using Advion WDG in a tank mixture, observe all directions for use, use rates, dilution ratios, precautions, and limitations which appear on the product labels. Follow the most restrictive label precautions and limitations and do not exceed labeled application rates for any product. This product should not be mixed with any product which prohibits such mixing.

4.4.2 FOR ADVION WDG IN NON-REFILLABLE RIGID PLASTIC CONTAINERS

Volume Water to Use (Gal)	Desired End Use Application Rate	Amount of Advion WDG needed
1	0.05%	0.33 oz
	0.10%	0.66 oz
3	0.05%	1.0 oz
	0.10%	2.0 oz
5	0.05%	1.7 oz
	0.10%	3.3 oz
25	0.05%	8.25 oz
	0.10%	16.5 oz
50	0.05%	16.5 oz
	0.10%	33.0 oz

4.5 Delivery of Advion WDG as a Foam Preparation

For certain situations, it may be desirable to apply Advion WDG as a foam preparation for delivery by using foam-generating equipment. Foam applications are particularly useful for applications to voids, e.g. wall or other structural voids, for treating pests in difficult to reach areas.

Prepare the finished dilution of Advion WDG and mix it with manufacturer's specified volume of foaming agent to achieve the desired foam expansion ratio best suited to specific applications (provided in the text of this label). For best results, the foaming agent that is used should be non-repellent to the target species. For wall voids, galleries and spot applications, use an expansion ratio of greater than or equal to 25:1 to create foam with a drier consistency; for subsurface applications, concrete block, etc., use foam with wetter consistency with an expansion ratio in the range of 5:1 to 15:1.

4.5.1 MIXING TABLE FOR ADVION WDG FOAM

Advion WDG Use Dilution	Finished Mixture (Gallons)	Foam Expansion Ratio*	Finished Foam (Gallons)
0.05-0.1% (0.33 oz to 0.66 oz per 1 gallon of water)	1.0	25:1	25
	1.66	15:1	
	2.5	10:1	
	5.0	5:1	

* Add the manufacturer's recommended quantity of foaming agent to the Advion WDG dilution.

5.0 RESTRICTIONS AND PRECAUTIONS

5.1 Use Restrictions

- **DO NOT** formulate this product into other end-use products without written permission of Syngenta.
- **Chemigation: DO NOT** apply this product through any type of irrigation system.
- **DO NOT** apply this product in commercial nurseries and greenhouses or on sod farms. Not for use on plants being grown for sale or other commercial use, or for commercial seed production.
- Keep people and pets away from treated areas until treatment has dried.
- **DO NOT** apply a broadcast or general surface application to interior surfaces of residential or commercial structures.
- **DO NOT** apply as a spatial or fogging treatment using ULV equipment.
- **DO NOT** apply this product to pets or edible crops.
- **DO NOT** use water-based sprays of Advion WDG in or on electrical equipment or outlets due to possible shock hazard.
- At residential sites, all food-processing surfaces and utensils in the treatment area must be covered during treatment or thoroughly washed before reuse.

- **DO NOT** apply this product in patient rooms or in any rooms being occupied including rooms occupied by the elderly or infirm.
- **DO NOT** apply to classrooms when in use.
- **DO NOT** apply to institutions (e.g., libraries and recreational facilities) when occupants are present in the immediate area/room being treated.
- **DO NOT** use in aircraft cabins.
- **DO NOT** clean equipment near wells, water sources or desirable vegetation. Dispose of waste rinse water in accordance with local regulations.
- **DO NOT** use to treat drywood termites in New York State

5.2 California Restrictions on Exterior Applications

When applying Advion WDG to the exterior of structures, **do not** exceed the limitations listed in the following table.

Small-Volume Applications Using Backpack or Hand-held Applicators				
Volumes ≤3 Gallons per 1,000 sq ft				
Amount of Advion WDG per Gallon (oz)	Dilution Concentration	Application Volume (Gal/1,000 ft ²)	Minimum Treatment Interval (days)	Maximum Number of Applications per Year
0.33	0.05%	1-3	30	12
0.66	0.10%	1-1.5	30	12

High-Volume Applications Using Power Sprayers				
Volumes ≥3 Gallons per 1,000 sq ft				
Amount of Advion WDG per 10 Gallons (oz)	Dilution Concentration	Application Volume (Gal/1,000 ft ²)	Minimum Treatment Interval (days)	Maximum Number of Applications per Year
3.3	0.05%	3	30	12
		4	30	4
1.7	0.025%	4-7	30	6
0.66	0.010%	4-10	30	12
0.33	0.005%	4-10	7 days	12

5.3 Spray Drift Advisories

THE APPLICATOR IS RESPONSIBLE FOR AVOIDING OFF-SITE SPRAY DRIFT. BE AWARE OF NEARBY NON-TARGET SITES AND ENVIRONMENTAL CONDITIONS.

IMPORTANCE OF DROPLET SIZE

An effective way to reduce spray drift is to apply large droplets. Use the largest droplets that provide target pest control. While applying larger droplets will reduce spray drift, the potential for drift will be greater if applications are made improperly or under unfavorable environmental conditions.

TEMPERATURE AND HUMIDITY

When making applications in hot and dry conditions, use larger droplets to reduce effects of evaporation.

WIND

Drift potential generally increases with wind speed. AVOID APPLICATIONS DURING GUSTY WIND CONDITIONS. Applicators need to be familiar with local wind patterns and terrain that could affect spray drift

Handheld Technology Applications

- Take precautions to minimize spray drift.

6.0 PEST CONTROL USE DIRECTIONS

RE-TREATMENT DIRECTIONS FOR ALL PESTS

Application to specific areas previously untreated can be made as directed. Under normal pest situations or with maintenance applications, a treatment interval of 30 days is usually sufficient to maintain control. For heavy infestations to gain control, make two applications at 7-day intervals, then revert to maintenance application intervals. For use in California, refer to **Section 5.2** for retreatment intervals.

6.1 Ants

Target Pest		
Ants		
Concentration of Active Ingredient in Final Dilution	Location	Use Directions
Apply using a treatment dilution containing 0.05%–0.1% indoxacarb in water. Refer to Section 4.4 for mixing instructions. For heavy infestations of ants and/or extreme environmental conditions, use the 0.1% rate.	Indoors	Apply using a coarse, low-pressure spray as a spot or crack-and-crevice treatment at a maximum volume of 1 gallon per 1,000 sq ft. Target active ant trails, nests, or other infested areas or areas suspected to be infested. Spot or crack-and-crevice applications of Advion WDG may be made to areas including pest entry sites, attics, wall voids, behind cabinets or equipment, under counters or appliances, along baseboards and reticulation systems. Advion WDG can be applied using ULV equipment such as a Micro Injector or Actisol machine for crack-and-crevice or spot applications only.

Concentration of Active Ingredient in Final Dilution	Location	Use Directions
<p>Apply using a treatment dilution containing 0.05%–0.1% indoxacarb in water. Refer to Section 4.4 for mixing instructions.</p> <p>For heavy infestations of ants and/or extreme environmental conditions, use the 0.1% rate.</p>	Indoors	<p>Ants contacting hard surfaces recently treated with Advion WDG (or fresh deposits) may transfer lethal doses to other (untreated) ants.</p> <p>Brief or limited exposures to fresh Advion WDG deposits on porous or nonporous surfaces (or across a wide range of surfaces) are still effective at killing ants.</p>
	Outdoors	<p>Apply using a coarse, low-pressure spray as a spot, crack-and-crevice, general surface or perimeter banded treatment to control or prevent ant infestations.</p> <p>A perimeter band of 7 ft total, for example, can include a maximum of 2 ft up the exterior wall and a maximum of 5 ft out from horizontal substrate away from the wall base.</p> <p>Treat heavier infestations or more complex substrates such as stone or brick with greater volumes of treatment dilution.</p> <p>Refer to Section 4.3 for application volume information.</p> <p>In addition to exterior structural elements, outdoor nesting sites such as refuse collection areas, flower/mulch beds, adjacent tree holes, surrounding turf areas, crawl spaces, or other nest/foraging sites, and foraging trails can be treated.</p> <p>Treat ant nests or mounds directly using 1–2 gallons of treatment dilution per mound.</p>

continued...

6.1 Ants (continued)

Concentration of Active Ingredient in Final Dilution	Location	Use Directions
<p>Apply using a treatment dilution containing 0.05%–0.1% indoxacarb in water. Refer to Section 4.4 for mixing instructions.</p> <p>For heavy infestations of ants and/or extreme environmental conditions, use the 0.1% rate.</p>	<p>Outdoors</p>	<p>Surfaces commonly used by ants for foraging such as outdoor edges/frames of windows, doors, utility penetrations, roof lines or eaves, and other structural edges may also be treated.</p> <p>See Section 5.2 for directions for outdoor use in California.</p> <p>Ants contacting hard surfaces recently treated with Advion WDG (or fresh deposits) may transfer lethal doses to other (untreated) ants.</p> <p>Brief or limited exposures to fresh Advion WDG deposits on porous or nonporous surfaces (or across a wide range of surfaces) are still effective at killing ants.</p>
<p>USE RESTRICTIONS</p>		
<p>1) Refer to Sections 5.1 and 5.2 for additional product use restrictions.</p>		

6.2 Carpenter Bees

Target Pest		
Carpenter Bees		
Concentration of Active Ingredient in Final Dilution	Location	Use Directions
Apply using a treatment dilution containing 0.05%–0.1% indoxacarb in water. Refer to Section 4.4 for mixing instructions.	Indoors or Outdoors	Advion WDG is effective at killing carpenter bees. Direct application to bees and their nests should be made to improve treatment to galleries. When treating bee galleries, complete coverage of wood surfaces is important for optimal control.
Precaution: <ul style="list-style-type: none"> Advion WDG will provide adequate control but is not a quick knockdown agent. 		
USE RESTRICTIONS		
1) Refer to Section 5.1 for additional product use restrictions.		

6.3 Cockroaches

Target Pest		
Cockroaches		
Concentration of Active Ingredient in Final Dilution	Location	Use Directions
<p>Apply using a treatment dilution containing 0.05%–0.1% indoxacarb in water. Refer to Section 4.4 for mixing instructions.</p> <p>For heavy infestations of cockroaches and/or extreme environmental conditions, use the higher listed rate.</p>	<p>Indoors</p>	<p>Apply using a coarse, low-pressure, spot or crack-and-crevice treatment at a maximum volume of 1 gallon per 1,000 sq ft. Target areas of cockroach infestation or areas known or suspected to be cockroach harborage sites.</p> <p>Spot or crack-and-crevice applications can be made to areas including pest entry sites, attics, wall voids, behind cabinets or equipment, under counters or appliances, and along baseboards and reticulation systems.</p> <p>Advion WDG can be applied using ULV equipment such as a Micro Injector or Actisol machine for crack-and-crevice or spot applications only.</p>

Concentration of Active Ingredient in Final Dilution	Location	Use Directions
<p>Apply using a treatment dilution containing 0.05%–0.1% indoxacarb in water. Refer to Section 4.4 for mixing instructions.</p> <p>For heavy infestations of cockroaches and/or extreme environmental conditions, use the higher listed rate.</p>	<p>Outdoors</p>	<p>Apply using a coarse, low-pressure spray as a spot, crack-and-crevice, general surface or perimeter banded treatment to control or prevent cockroach infestations.</p> <p>A perimeter band of 7 ft total, for example, can include a maximum of 2 ft up the exterior wall and a maximum of 5 ft out from horizontal substrate away from the wall base. Treat heavier infestations or more complex substrates, such as stone or brick with greater volumes of treatment solution.</p> <p>Refer to Section 4.3 for application volume information.</p> <p>In addition to exterior structural elements, treat outdoor breeding sites, such as refuse collection areas, loading docks, adjacent tree holes, crawl spaces, or other sources of cockroach infestations. Apply Advion WDG in harborage areas around the structure or where pests are likely to enter or rest, such as utility entry points, weep holes, eaves of structures, around windows or doors, or around lights.</p> <p>See Section 5.2 for directions for outdoor use in California.</p>
	<p>For use in Companion Animal Housing, refer to Section 3.3.</p>	
USE RESTRICTIONS		
<p>1) Refer to Sections 5.1 and 5.2 for additional product use restrictions.</p>		

6.4 Fleas

Target Pest		
Fleas (larvae and adults)		
Concentration of Active Ingredient in Final Dilution	Location	Use Directions
Apply using a treatment dilution containing 0.05%–0.1% indoxacarb in water. Refer to Section 4.4 for mixing instructions.	Indoors	Direct application as crack-and-crevice or spot treatment to and around pet bedding areas and other known breeding areas of adult or larval fleas.
	Outdoors	<p>Direct application as spot or broadcast treatment within perimeter of structures known to harbor fleas.</p> <p>Use of higher volume (2-4 gallons per 1,000 sq ft) will provide better coverage in most outdoor substrates, such as lawn, mulch, and other flea breeding areas.</p> <p>Target areas where pets or other animals tend to rest, particularly shady moist areas where fleas can survive and develop.</p> <p>Use of an insect growth regulator in combination (as tank-mix or sequentially) can improve the control of fleas by reducing the number of immature fleas that develop.</p>

Concentration of Active Ingredient in Final Dilution	Location	Use Directions
Apply using a treatment dilution containing 0.05%–0.1% indoxacarb in water. Refer to Section 4.4 for mixing instructions.	Outdoors	Use of on-animal treatments as recommended by a veterinarian can greatly improve the overall control of flea problems and is suggested as a part of an integrated control program. See Section 5.2 for directions for outdoor use in California.
	For use in Companion Animal Housing, refer to Section 3.3 .	
USE RESTRICTIONS		
1) Refer to Sections 5.1 and 5.2 for additional product use restrictions.		

6.5 Flies (Including Permethrin-Resistant House Flies)

Target Pest		
House flies Fruit flies Stable flies		Filth / flesh flies Nuisance Flies (such as cluster flies, Phorid flies, and non-biting midges)
Concentration of Active Ingredient in Final Dilution	Location	Use Directions
Apply using a treatment dilution containing 0.05%–0.1% indoxacarb in water. Refer to Section 4.4 for mixing instructions. For stable flies and permethrin-resistant house flies, use higher concentration (0.1%)	Indoors	Apply as a crack-and-crevice or spot application to fly resting areas at a maximum volume of 1 gallon per 1,000 sq ft. Advion WDG applied to hard surfaces (i.e., non-porous or indoor-type environments) is effective at controlling house flies and fruit flies.

Concentration of Active Ingredient in Final Dilution	Location	Use Directions
<p>Apply using a treatment dilution containing 0.05%–0.1% indoxacarb in water. Refer to Section 4.4 for mixing instructions.</p> <p>For stable flies and permethrin-resistant house flies, use higher concentration (0.1%)</p>	<p>Outdoors</p>	<p>Apply as a spot or surface/broadcast application directly to flies or to fly resting areas.</p> <p>Use of higher volumes (2–4 gallons per 1,000 sq ft) will provide better coverage in or on many outdoor substrates and areas.</p> <p>See Section 5.2 for directions for outdoor use in California.</p> <p>Fly control in companion animal structures (see Section 3.3 for additional information on application in and around companion animal housing):</p> <p>Advion WDG can be used in companion animal housing to control house flies, stable flies, nuisance flies (such as gnats, midges), and similar flying insect pests. Apply as a general surface, spot or a crack-and-crevice application to areas where flying pests collect, rest or breed. If needed, Advion WDG can be reapplied 7 days after previous treatment, or if heavy rainfall occurs, repeat as necessary.</p> <p>For indoor applications to companion animal housing structures, treat surfaces, including walls, ceilings, around doors and windows, floors, and walkways. Do not contaminate or apply to feed or feedstuffs, water or watering equipment.</p>

continued...

6.5 Flies (Including Permethrin-Resistant House Flies) (continued)

Concentration of Active Ingredient in Final Dilution	Location	Use Directions
<p>Apply using a treatment dilution containing 0.05%–0.1% indoxacarb in water. Refer to Section 4.4 for mixing instructions.</p> <p>For stable flies and permethrin-resistant house flies, use higher concentration (0.1%)</p>		<p>For outdoor applications, treat soil, vegetation, or other substrates in a band up to 7 feet wide adjacent to the building foundations and walls, around doors and windows, and overhead areas where pests are active or may find entry or harborage. Control will be enhanced when facilities are cleaned and indoor applications are supplemented with outdoor perimeter treatments.</p> <p>For the most effective management of fly populations in and around companion animal housing, an integrated pest management plan that includes sanitation, biological control, and use of insecticides with differing modes of action should be used. Use of fly baits will complement the effectiveness of Advion WDG. In addition, use of an insect growth regulator in combination (as tank-mix or sequentially) can improve the control of flies by reducing the number of fly larvae that develop into adults.</p>
USE RESTRICTIONS		
<p>1) Refer to Sections 5.1 and 5.2 for additional product use restrictions.</p>		

6.6 Occasional Invaders and Aggregating Pests

Target Pest			
Beetles	Crickets	Millipedes	Springtails
Boxelder bugs	Earwigs	Pillbugs	Stink bugs
Carpet moths	Grasshoppers	Silverfish	(including brown
Centipedes	Kudzu bugs	Sowbugs	marmorated stink bug)
Concentration of Active Ingredient in Final Dilution	Location	Use Directions	
<p>Apply using a treatment dilution containing 0.05%–0.1% indoxacarb in water. Refer to Section 4.4 for mixing instructions.</p> <p>For heavy infestations and/or extreme environmental conditions, use the higher listed rate.</p>	Indoors	<p>Apply using a coarse, low-pressure spray as a spot or crack-and-crevice treatment at a maximum volume of 1 gallon per 1,000 sq ft. Target infested areas or areas suspected to be infested.</p> <p>Direct applications can be made to areas including pest entry sites, attics, wall voids, behind cabinets or equipment, under counters or appliances, along baseboards, storage rooms, garage areas, basements and reticulation systems.</p>	
	Outdoors	<p>Apply using a coarse, low-pressure spray as a spot, crack-and-crevice, general surface or perimeter banded treatment to control listed insect pests and to help prevent these nuisance pests from invading the structure.</p> <p>A perimeter band of 7 ft total, for example, can include a maximum 2 ft up the exterior wall and a maximum of 5 ft out from horizontal substrate away from the wall base.</p>	

continued...

6.6 Occasional Invaders and Aggregating Pests *(continued)*

Concentration of Active Ingredient in Final Dilution	Location	Use Directions
<p>Apply using a treatment dilution containing 0.05%–0.1% indoxacarb in water. Refer to Section 4.4 for mixing instructions.</p> <p>For heavy infestations and/or extreme environmental conditions, use the higher listed rate.</p>	<p>Outdoors</p>	<p>Apply Advion WDG in harborage areas around the structure or where pests are likely to enter or rest, such as utility entry points, weep holes, eaves of structures, around windows or doors, or around lights.</p> <p>Treat heavier infestations or more complex substrates, such as stone or brick, with higher volumes of treatment solution.</p> <p>Refer to Section 4.3 for application volume information.</p> <p>See Section 5.2 for directions for outdoor use in California.</p>
<p>For use in Companion Animal Housing, refer to Section 3.3.</p>		
<p style="text-align: center;">USE RESTRICTIONS</p>		
<p>1) Refer to Sections 5.1 and 5.2 for additional product use restrictions.</p>		

6.7 Pantry Insects/Stored Product Insect Pests

Target Pest		
Pantry Insects/Stored Product Insect Pests, Including:		
<p><i>Beetles and Weevils:</i> Cigarette beetle Confused flour beetle Drugstore beetle Granary weevil Lesser grain borer Lesser mealworm (Darkling beetle) Mealworms (yellow or dark) Red flour beetle Rice weevil Saw-toothed grain beetle</p> <p><i>Moths:</i> Angumois grain moth Indian meal moth Mediterranean flour moth</p>		
Concentration of Active Ingredient in Final Dilution	Location	Use Directions
Apply using a treatment dilution containing 0.05%–0.1% indoxacarb in water. Refer to Section 4.4 for mixing instructions.	Indoors	<p>Before application, remove and discard infested food materials.</p> <p>For control of pantry insect pests/stored product insect pests, apply as a crack-and-crevice or spot treatment at a maximum volume of 1 gallon per 1,000 sq ft to infested areas, focusing on cracks in food storage areas, closets, cabinets, shelving, baseboards, and other areas where products are stored or used for transport.</p> <p>Direct application to pantry insect pests will provide best results. Remove or cover any remaining food items or food-serving surfaces.</p>
USE RESTRICTIONS		
<ol style="list-style-type: none"> 1) Refer to Section 5.1 for additional product use restrictions. 2) Do not apply directly to food. 		

6.8 Subterranean Termites

Target Pest		
Subterranean termite species: <i>Coptotermes</i> <i>Heterotermes</i> <i>Reticulitermes</i>		Dampwood termites: <i>Zootermopsis</i> .
Concentration of Active Ingredient in Final Dilution	Location	Use Directions
Apply using a treatment dilution containing 0.05%–0.1% indoxacarb in water. Refer to Section 4.4 for mixing instructions.	Indoors and Outdoors	<p>Advion WDG can be applied as a spot treatment in and around structures to kill active termites by applying as a coarse liquid spray at 1 gallon per 10 sq ft of infested area. Alternatively, Advion WDG may be applied as a foam preparation to kill active termites. See Section 4.5 for foam applications. Treat infested sites directly.</p> <p>Treatment of Posts, Poles, Stumps or Trees. Use direct applications to kill exposed termites. Most spot applications can be conducted using 1-2 gallons of dilution. Do not treat bearing fruit or nut trees.</p> <p>For heavy infestations of termites and/or extreme environmental conditions, use the higher listed rate.</p> <p>See Section 5.2 for restrictions on outdoor use in California.</p>

Precautions:

- This product will kill workers and/or winged reproductive forms of termites present at the time of application only.
- Application of this product will not provide structural protection nor substitute for mechanical alteration, soil or foundation treatment with termiticide.
- This product is not to be used as sole protection against termites as it is not designed to offer structural protection and will not prevent future infestations.
- A professional inspection is recommended.

USE RESTRICTIONS

- 1) Refer to **Section 5.1** for additional product use restrictions.
- 2) **DO NOT** use this product as the sole source of control for active, structural infestations by subterranean termites; the purpose of this application is to kill workers and/ or winged reproductive forms of termites which are present at the time of treatment. It is not intended to provide structural pest control. It is not a substitute for mechanical alteration, soil and foundation treatment, but merely a supplement. For active, structural infestations by subterranean termites, this product can only be used to supplement a federally registered termiticide product that is registered as a sole source for termite control. This product will not eliminate termite infestations or provide protection against future infestations.

6.9 Drywood Termites

Target Pest		
Drywood termites (including the following genera): <i>Incisitermes</i> <i>Cryptoterms</i> <i>Marginitermes</i>		
Concentration of Active Ingredient in Final Dilution	Location	Use Directions
Apply using a treatment dilution containing 0.1% indoxacarb in water. Refer to Section 4.4 for mixing instructions. Refer to Section 4.5 for application as a foam preparation.	Indoors and Outdoors	To control drywood termites in localized areas of infested wood in structures, apply 0.1% Advion WDG as a liquid or foam to voids, termite galleries in damaged wood, and/or in spaces between wood and foundations. Locate termite galleries by using visual signs (e.g., fresh fecal pellets or blistered wood), the presence of live pests, mechanical sounding techniques (tapping on the wood surface and listening for changes in sound to indicate changes in wood density), listening devices, motion detection devices or other technologies that help pinpoint drywood termite activity.

Concentration of Active Ingredient in Final Dilution	Location	Use Directions
<p>Apply using a treatment dilution containing 0.1% indoxacarb in water.</p> <p>Refer to Section 4.4 for mixing instructions.</p> <p>Refer to Section 4.5 for application as a foam preparation.</p>	<p>Indoors and Outdoors</p>	<p>Wood Injection Method</p> <p>Drill small diameter holes of appropriate size for the injection tip or use a self-puncturing tip, positioned to intersect termite galleries within infested wood. Drywood termite emergence holes or pellet kick-out holes connect directly to galleries and are indicators of potential sites to drill and inject Advion WDG. Care should be taken to avoid electrical wiring, plumbing, etc. when drilling and injecting. Do not drill or puncture completely through wood. Spacing of the holes will depend on the distribution of insect activity and galleries. Injection holes may be clustered in areas with insect activity as indicated by damage, live insects or other indicators previously described. For large beams (4 inches x 10 inches or larger), injection holes on opposite sides may be necessary to effectively penetrate termite galleries.</p> <p>Apply up to 50 ml (1.7 fl oz) of diluted Advion WDG liquid at each injection hole. If using Advion WDG as a foam preparation, inject a sufficient amount to fill galleries.</p>

continued...

6.9 Drywood Termites (continued)

Concentration of Active Ingredient in Final Dilution	Location	Use Directions
<p>Apply using a treatment dilution containing 0.1% indoxacarb in water.</p> <p>Refer to Section 4.4 for mixing instructions.</p> <p>Refer to Section 4.5 for application as a foam preparation.</p>	<p>Indoors and Outdoors</p>	<p>Re-treatment guidelines: Reapply if insect activity within treated area is detected 4 or more weeks following treatment. For best results in re-treating galleries, inject Advion WDG into new injection holes positioned between previous injection sites.</p>
<p>Precautions:</p> <ul style="list-style-type: none"> • Treatment requirements for drywood termite control may vary due to state and local regulations. For advice concerning current drywood termite control regulations under local conditions, consult your State structural pest control regulatory agency. • When used as directed on this label, Advion WDG will provide effective remedial control of localized infestations of drywood termites. Knowledge of the biology and behavior of the drywood termite species involved, the locations and the extent of the infestation(s) will help ensure successful control. • Application of this product will not provide structural protection nor substitute for mechanical alteration, soil or foundation treatment with termiticide. • This product is not to be used as sole protection against termites as it is not designed to offer structural protection and will not prevent future infestations. • A professional inspection is recommended. 		
<p>USE RESTRICTIONS</p>		
<ol style="list-style-type: none"> 1) Refer to Section 5.1 for additional product use restrictions. 2) Do not use to treat drywood termites in New York State 		

6.10 Wasps

Target Pest		
Wasps		
Concentration of Active Ingredient in Final Dilution	Location	Use Directions
Apply using a treatment dilution containing 0.05%–0.1% indoxa-carb in water. Refer to Section 4.4 for mixing instructions.	Indoors or Outdoors	Direct application to insects including nests should be made with pin stream or coarse spray. Ensure complete coverage when treating nests directly.
Precaution: <ul style="list-style-type: none"> • Advion WDG will provide control but is not a quick knockdown agent. 		
USE RESTRICTIONS		
1) Refer to Section 5.1 for additional product use restrictions.		

7.0 STORAGE AND DISPOSAL

STORAGE AND DISPOSAL

Do not contaminate water, food, or feed by storage or disposal.

Pesticide Storage: Store product in original container only in a location inaccessible to children and pets. Do not contaminate water, other pesticides, fertilizer, food, or feed in storage.

continued...

STORAGE AND DISPOSAL ***(continued)***

Pesticide Disposal: Do not contaminate water, food, or feed by storage or disposal. Pesticide wastes are acutely hazardous. Improper disposal of excess pesticide, spray mixture or rinsate is a violation of Federal Law. If these wastes cannot be disposed of by use according to label instructions, contact your State Pesticide or Environmental Control Agency, or the Hazardous Waste representative at the nearest EPA Regional office for guidance.

Container Handling [plastic packets]: Non-refillable container. Do not reuse or refill this container. Completely empty plastic packet into application equipment. Then offer for recycling if available, or dispose of empty packet in the trash, in a sanitary landfill, or by incineration.

Container Handling [bags]: Non-refillable container. Do not reuse or refill this container. Completely empty bag into application equipment. Then offer for recycling if available, or dispose of empty bag in the trash, in a sanitary landfill, or by incineration.

Container Handling [less than or equal to 50 pounds]: Non-refillable container. Do not reuse or refill this container. Triple rinse container (or equivalent) promptly after emptying. Triple rinse as follows: Empty the remaining contents into application equipment or a mix tank. Fill the container 1/4 full with water and recap. Shake for 10 seconds. Pour rinsate into application equipment or a mix tank or store rinsate for later use or disposal. Drain for 10 seconds after the flow begins to drip. Repeat this procedure two more times. Then offer for recycling if available or puncture and dispose of in a sanitary landfill, or by incineration, or by other procedures approved by state and local authorities.

Container Handling [fiber drums with liners]: Non-refillable container. Do not reuse or refill this container. Completely empty liner by shaking and tapping sides and bottom to loosen clinging particles. Empty residue into application equipment. Then offer for recycling if available or dispose of liner in a sanitary landfill, or by incineration, or by other procedures approved by state and local authorities. If drum is contaminated and cannot be reused, dispose of it in the manner required for its liner.

8.0 CONDITIONS OF SALE AND LIMITATION OF WARRANTY AND LIABILITY



NOTICE: Read the entire Directions for Use and Conditions of Sale and Limitation of Warranty and Liability before buying or using this product. If the terms are not acceptable, return the product at once, unopened, and the purchase price will be refunded.

The Directions for Use of this product must be followed carefully. It is impossible to eliminate all risks inherently associated with the use of this product. Crop injury, ineffectiveness or other unintended consequences may result because of such factors as manner of use or application, weather or crop conditions, presence of other materials or other influencing factors in the use of the product, which are beyond the control of Syngenta Crop Protection, LLC or Seller. To the extent permitted by applicable law, Buyer and User agree to hold SYNGENTA and Seller harmless for any claims relating to such factors.

SYNGENTA warrants that this product conforms to the chemical description on the label and is reasonably fit for the purposes stated in the Directions for Use, subject to the inherent risks referred to above, when used in accordance with directions under normal use conditions. To the extent permitted by applicable law: (1) this warranty does not extend to the use of this product contrary to label instructions, or under conditions not reasonably foreseeable to or beyond the control of Seller or SYNGENTA, and (2) Buyer and User assume the risk of any such use. TO THE EXTENT PERMITTED BY APPLICABLE LAW, SYNGENTA MAKES NO WARRANTIES OF MERCHANTABILITY OR OF FITNESS FOR A PARTICULAR PURPOSE NOR ANY OTHER EXPRESS OR IMPLIED WARRANTY EXCEPT AS WARRANTED BY THIS LABEL.

To the extent permitted by applicable law, in no event shall SYNGENTA be liable for any incidental, consequential or special damages resulting from the use or handling of this product. **TO THE EXTENT PERMITTED BY APPLICABLE LAW, THE EXCLUSIVE REMEDY OF THE USER OR BUYER, AND THE EXCLUSIVE LIABILITY OF SYNGENTA AND SELLER FOR ANY AND ALL CLAIMS, LOSSES, INJURIES OR DAMAGES (INCLUDING CLAIMS BASED ON BREACH OF WARRANTY, CONTRACT, NEGLIGENCE, TORT, STRICT LIABILITY OR OTHERWISE) RESULTING FROM THE USE OR HANDLING OF THIS PRODUCT, SHALL BE THE RETURN OF THE PURCHASE PRICE OF THE PRODUCT OR, AT THE ELECTION OF SYNGENTA OR SELLER, THE REPLACEMENT OF THE PRODUCT.**

SYNGENTA and Seller offer this product, and Buyer and User accept it, subject to the foregoing Conditions of Sale and Limitation of Warranty and Liability, which may not be modified except by written agreement signed by a duly authorized representative of SYNGENTA.

Advion[®], the ALLIANCE FRAME 
the SYNGENTA Logo and the PURPOSE ICON 
are Trademarks of a Syngenta Group Company

Actisol[®] is a trademark of Environmental Delivery Systems, Inc.

Micro Injector[®] is a trademark of Whitmire Micro-Gen Research Laboratories, Inc.

©2021 Syngenta

For non-emergency (e.g., current product information), call
Syngenta Crop Protection at 1-800-334-9481

Manufactured for:
Syngenta Crop Protection, LLC
P.O. Box 18300
Greensboro, North Carolina 27419-8300

**SCP 1501B-L3E 0521
4128473**

INDOXACARB GROUP 22A INSECTICIDE



Advion® WDG

Insecticide

For use in and around single and multi-family residential buildings; schools; institutional, commercial, and industrial facilities (including warehouses, apartments, supermarkets, restaurants, motels, hotels, hospitals, daycare facilities, food-handling/storage/ processing establishments and zoos); transportation equipment, such as aircraft, trains, ships, boats, and buses; and companion animal housing.

Do not use this product as the sole source of control for active structural infestations by termites.

Active Ingredient:	
Indoxacarb*.....	20.0%
Other Ingredients:	80.0%
Total:	100.0%

*CAS No. 173584-44-6

Indoxacarb belongs to the oxadiazine chemical class.

Advion® WDG is a water-dispersible granule (WG) that contains 0.2 lb indoxacarb per lb product.

KEEP OUT OF REACH OF CHILDREN CAUTION/ PRECAUCIÓN

Si usted no entiende la etiqueta, busque a alguien para que se la explique a usted en detalle. (If you do not understand the label, find someone to explain it to you in detail.)

16.5 OZ Net Contents

See booklet for directions for use.

EPA Reg. No. 100-1501
EPA Est. No. 67545-AZ-1


Advion® and the SYNGENTA Logo are Trademarks of a Syngenta Group Company

©2021 Syngenta

SCP 1501B-L3E 0521 4128473

FIRST AID **If swallowed:** Call a poison control center or doctor immediately for treatment advice. Have person sip a glass of water if able to swallow. Do not induce vomiting unless told to by the poison control center or a doctor. Do not give anything by mouth to an unconscious person. **If in eyes:** Hold eye open and rinse slowly and gently with water for 15-20 minutes. Remove contact lenses, if present, after the first 5 minutes, then continue rinsing eye. Call a poison control center or doctor for treatment advice. **If on skin or clothing:** Remove contaminated clothing. Rinse skin immediately with plenty of water for 15-20 minutes. Call a poison control center or doctor for treatment advice. **If inhaled:** Move person to fresh air. If person is not breathing, call 911 or an ambulance, then give artificial respiration, preferably mouth-to-mouth if possible. Call a poison control center or doctor for treatment advice. Have the product container or label with you when calling a poison control center or doctor, or going for treatment. **HOT LINE NUMBER:** For 24-Hour Medical Emergency Assistance (Human or Animal) or Chemical Emergency Assistance (Spill, Leak, Fire, or Accident), Call 1-800-888-8372

syngenta®



PRECAUTIONARY STATEMENTS

Hazards to Humans and Domestic
Animals

CAUTION

Harmful if swallowed. Causes moderate eye irritation. Harmful if absorbed through skin. Avoid contact with skin, eyes or clothing. Wash thoroughly with soap and water after handling. Harmful if inhaled. Avoid breathing (dust, vapor or spray mist). Remove contaminated clothing and wash clothing before reuse.

Environmental Hazards

This pesticide is toxic to fish and aquatic invertebrates. Do not apply directly to water, or to areas where surface water is present or to intertidal areas below the mean high water mark. Do not contaminate water when disposing of equipment rinse water. Drift and runoff may be hazardous to aquatic organisms in water adjacent to treated areas. Runoff of this product will be reduced by avoiding applications when rainfall is likely to occur within 24 hours. Rinsing application equipment over the treated area will help avoid runoff to water bodies or drainage systems. Do not apply to any impervious surfaces which may contact or lead directly to surface water, storm drains, or urban runoff conveyance systems (gutters).

Manufactured for:
Syngenta Crop Protection, LLC
P.O. Box 18300
Greensboro, North Carolina 27419-8300

**SCP 1501B-L6B 0521
4128472**

STORAGE AND DISPOSAL

Do not contaminate water, food, or feed by storage or disposal.

Pesticide Storage: Store product in original container only in a location inaccessible to children and pets. Do not contaminate water, other pesticides, fertilizer, food, or feed in storage.

Pesticide Disposal: Do not contaminate water, food, or feed by storage or disposal. Pesticide wastes are acutely hazardous. Improper disposal of excess pesticide, spray mixture or rinsate is a violation of Federal Law. If these wastes cannot be disposed of by use according to label instructions, contact your State Pesticide or Environmental Control Agency, or the Hazardous Waste representative at the nearest EPA Regional office for guidance.

Container Handling: Non-refillable container. Do not reuse or refill this container. Triple rinse container (or equivalent) promptly after emptying. Triple rinse as follows: Empty the remaining contents into application equipment or a mix tank. Fill the container 1/4 full with water and recap. Shake for 10 seconds. Pour rinsate into application equipment or a mix tank or store rinsate for later use or disposal. Drain for 10 seconds after the flow begins to drip. Repeat this procedure two more times. Then offer for recycling if available or puncture and dispose of in a sanitary landfill, or by incineration, or by other procedures approved by state and local authorities.

INDOXACARB GROUP 22A INSECTICIDE

PULL HERE TO OPEN ►



Insecticide

For use in and around single and multi-family residential buildings; schools; institutional, commercial, and industrial facilities (including warehouses, apartments, supermarkets, restaurants, motels, hotels, hospitals, daycare facilities, food-handling/ storage/ processing establishments and zoos); transportation equipment, such as aircraft, trains, ships, boats, and buses; and companion animal housing.

Do not use this product as the sole source of control for active structural infestations by termites.

<i>Active Ingredient:</i>	
Indoxacarb*:	20.0%
<hr/>	
<i>Other Ingredients:</i>	80.0%
<hr/>	
<i>Total:</i>	100.0%

*CAS No. 173584-44-6

Indoxacarb belongs to the oxadiazine chemical class. Advion® WDG is a water-dispersible granule (WG) that contains 0.2 lb indoxacarb per lb product.

KEEP OUT OF REACH OF CHILDREN CAUTION/PRECAUCIÓN

Si usted no entiende la etiqueta, busque a alguien para que se la explique a usted en detalle. (If you do not understand the label, find someone to explain it to you in detail.)

EPA Reg. No. 100-1501 EPA Est. No. 67545-AZ-1

SCP 1501B-L4C 0521 4128475

1.65 OZ (5 x 0.33 oz pouches) Net Contents



TABLE OF CONTENTS

1.0 FIRST AID

2.0 PRECAUTIONARY STATEMENTS

2.1 Hazards to Humans and Domestic Animals

2.2 Personal Protective Equipment (PPE)

2.2.1 User Safety Requirements

2.2.2 User Safety Recommendations

2.3 Environmental Hazards

DIRECTIONS FOR USE

3.0 PRODUCT INFORMATION

3.1 Insect Resistance Management

3.2 Food-Handling Establishments

3.2.1 Applications in Non-Food Areas

3.2.2 Applications in Food- and Feed-Handling Areas

3.2.3 Specific Restrictions for Food-Handling Establishments

3.3 Companion Animal Housing

3.3.1 Specific Restrictions for Companion Animal Housing

4.0 APPLICATION DIRECTIONS

4.1 Methods of Application

4.1.1 Indoors

4.1.2 Outdoors

4.2 Application Equipment

4.3 Application Volume and Spray Coverage

4.4 Mixing Directions

4.4.1 Tank Mixing

4.4.2 For Advion WDG in Non-Refillable Packets

4.5 Delivery of Advion WDG as a Foam Preparation

4.5.1 Mixing Table for Advion WDG Foam

5.0 RESTRICTIONS AND PRECAUTIONS

5.1 Use Restrictions

5.2 California Restrictions on Exterior Applications

5.3 Spray Drift Advisories

continued...

TABLE OF CONTENTS (continued)

DIRECTIONS FOR USE

6.0 PEST CONTROL USE DIRECTIONS

6.1 Ants

6.2 Carpenter Bees

6.3 Cockroaches

6.4 Fleas

6.5 Flies (Including Permethrin-Resistant House Flies)

6.6 Occasional Invaders and Aggregating Pests

6.7 Pantry Insects/Stored Product Insect Pests

6.8 Subterranean Termites

6.9 Drywood Termites

6.10 Wasps

7.0 STORAGE AND DISPOSAL

8.0 CONDITIONS OF SALE AND LIMITATION OF WARRANTY AND LIABILITY

1.0 FIRST AID

FIRST AID	
If swallowed	<ul style="list-style-type: none">• Call a poison control center or doctor immediately for treatment advice.• Have person sip a glass of water if able to swallow. Do not induce vomiting unless told to by the poison control center or a doctor.• Do not give anything by mouth to an unconscious person.
If in eyes	<ul style="list-style-type: none">• Hold eye open and rinse slowly and gently with water for 15-20 minutes. Remove contact lenses, if present, after the first 5 minutes, then continue rinsing eye.• Call a poison control center or doctor for treatment advice.
If on skin or clothing	<ul style="list-style-type: none">• Remove contaminated clothing. Rinse skin immediately with plenty of water for 15-20 minutes.• Call a poison control center or doctor for treatment advice.
If inhaled	<ul style="list-style-type: none">• Move person to fresh air. If person is not breathing, call 911 or an ambulance, then give artificial respiration, preferably mouth-to-mouth if possible.• Call a poison control center or doctor for treatment advice.

FIRST AID (continued)

Have the product container or label with you when calling a poison control center or doctor, or going for treatment.

HOT LINE NUMBER

For 24-Hour Medical Emergency Assistance (Human or Animal) or Chemical Emergency Assistance (Spill, Leak, Fire, or Accident), Call
1-800-888-8372

2.0 PRECAUTIONARY STATEMENTS

2.1 Hazards to Humans and Domestic Animals

CAUTION

Harmful if swallowed. Causes moderate eye irritation. Harmful if absorbed through skin. Avoid contact with skin, eyes or clothing. Wash thoroughly with soap and water after handling. Harmful if inhaled. Avoid breathing (dust, vapor or spray mist). Remove contaminated clothing and wash clothing before reuse.

2.2 Personal Protective Equipment (PPE)

All pesticide handlers (mixers, loaders and applicators) must wear:

- Shirt and long pants
- Waterproof gloves
- Shoes plus socks

2.2.1 USER SAFETY REQUIREMENTS

Follow manufacturer's instructions for cleaning/maintaining personal protective equipment (PPE). If no such instructions for washables are available, use detergent and hot water. Keep and wash PPE separately from other laundry.

2.2.2 USER SAFETY RECOMMENDATIONS

Users Should:

- Wash hands before eating, drinking, chewing gum, using tobacco or using the toilet.
- Remove clothing/PPE immediately if pesticide gets inside. Then wash thoroughly and put on clean clothing.
- Remove PPE immediately after handling this product. Wash the outside of gloves before removing. As soon as possible, wash thoroughly and change into clean clothing.

2.3 ENVIRONMENTAL HAZARDS

This pesticide is toxic to fish and aquatic invertebrates. Do not apply directly to water, or to areas where surface water is present or to intertidal areas below the mean high water mark. Do not contaminate water when disposing of equipment rinse water. Drift and runoff may be hazardous to aquatic organisms in water adjacent to treated areas. Runoff of this product will be reduced by avoiding applications when rainfall is likely to occur within 24 hours. Rinsing application equipment over the treated area will help avoid runoff to water bodies or drainage systems. Do not apply to any impervious surfaces which may contact or lead directly to surface water, storm drains, or urban runoff conveyance systems (gutters).

DIRECTIONS FOR USE

It is a violation of Federal Law to use this product in a manner inconsistent with its labeling. Read entire label before using this product. Syngenta will not be responsible for losses or damages resulting from use of this product in any manner not specifically stated on this label or other labels or bulletins published by Syngenta. User assumes all risks associated with such non-specified use.

3.0 PRODUCT INFORMATION

Advion WDG is a water-dispersible granule concentrate that contains the nonrepellent active ingredient indoxacarb. When applied following label directions, Advion WDG is effective at controlling a wide range of listed insect pests common in urban environments. After dilution in water, Advion WDG forms a suspension for making applications. Advion WDG is formulated not to stain or to damage building surfaces where water applied alone causes no damage. Before the first application is made, treating a small area and allowing it to dry to determine whether staining will occur is still recommended.

3.1 Insect Resistance Management

INDOXACARB	GROUP	22A	INSECTICIDE
------------	-------	-----	-------------

For resistance management, Advion WDG contains a Group 22A insecticide. Any insect population may contain individuals naturally resistant to Advion WDG and other Group 22A insecticides. The resistant individuals may dominate the insect population if this group of insecticides are used repeatedly in the same treated areas. Appropriate resistance-management strategies should be followed.

To delay insecticide resistance, take the following steps:

- Rotate the use of Advion WDG or other Group 22A insecticides with different groups that control the same pests.
- Use tank mixtures with insecticides from a different group that are equally effective on the target pest when such use is permitted. Do not rely on the same mixture

repeatedly for the same pest population. Consider any known cross-resistance issues (for the targeted pests) between the individual components of a mixture. In addition, consider the following recommendations provided by the Insecticide Resistance Action Committee (IRAC):

- o Individual insecticides selected for use in mixtures should be highly effective and be applied at the rates at which they are individually registered for use against the target species.
 - o Mixtures with components having the same IRAC mode of action classifications are not recommended for insect resistance management.
 - o When using mixtures, consider any known cross-resistance issues between the individual components for the targeted pest(s).
 - o Mixtures become less effective if resistance is already developing to one or both active ingredients, but they may still provide pest management benefits.
 - o The insect resistance management benefits of an insecticide mixture are greatest if the two components have similar periods of residual insecticidal activity. Mixtures of insecticides with unequal periods of residual insecticide activity may offer an insect resistance management benefit only for the period where both insecticides are active.
- Adopt an integrated pest management program for insecticide use that includes scouting, uses historical information related to pesticide use, record keeping, and which considers cultural, biological, and other chemical control practices.
 - Monitor after application for unexpected target pest survival. If the level of survival suggests the presence of resistance, consult with your local university specialist or certified pest control advisor.

Contact your local Syngenta representative, retailer, or extension specialist for any additional pesticide resistance-management and/or IPM recommendations for the specific site and pest problems in your area. For further information or to report suspected resistance contact Syngenta at 1-866-SYNGENT(A) (866-796-4368).

3.2 Food-Handling Establishments

Food-handling establishments are places other than private residences in which food is held, processed, prepared or served.

3.2.1 APPLICATIONS IN NON-FOOD AREAS

Advion WDG is labeled for use as a spot or crack-and-crevice treatment at a maximum volume of 1 gallon per 1,000 sq ft to control cockroaches and other listed* pests in residential structures and the non-food areas of commercial, industrial, public and institutional buildings/structures, including restaurants, warehouses, food processing plants, supermarkets, hospitals, nursing homes, motels, hotels, schools, daycares, laboratories, computer facilities, aircraft, buses, boats/ships, trains, pet shops and zoos.

*Refer to **Section 6.0** for directions for specific pests.

Non-food/non-feed areas include areas such as garbage rooms, lavatories, floor drains (to sewers), entries, and vestibules, offices, locker rooms, machine rooms, boiler rooms, garages, mop closets and storage (after bottling or canning). Refer to **Section 3.2.3** for use restrictions when making applications in food-/feed-handling areas of Food-/Feed-Handling Establishments.

3.2.2 APPLICATIONS IN FOOD- AND FEED-HANDLING AREAS

Application to food/feed areas of food/feed-handling establishments should be made as a spot or crack-and-crevice treatment at a maximum volume of 1 gallon per 1,000 sq ft at the highest dilution rate (0.1% dilution). Refer to **Section 4.4** for mixing instructions and dilution tables, and refer to **Section 6** for specific dilution directions.

Food- and feed-handling areas include areas for receiving, storage, packing (canning, bottling, wrapping, boxing), preparing edible waste storage, and enclosed processing systems (mills, dairies, edible oils, syrups). Serving areas are also considered a food/feed area when food is exposed and facility is in operation.

Apply into cracks and crevices using equipment designed to deliver a pin stream between different elements of construction, between floor and equipment, openings to voids and hollow spaces in walls, bases and equipment. Refer to **Section 6.0** for directions for specific pests.

3.2.3 SPECIFIC RESTRICTIONS FOR FOOD-HANDLING ESTABLISHMENTS

- **Do not** apply to areas or surfaces where food/feed, food utensils or food-processing surfaces may come into contact and become contaminated.
- **Do not** apply to areas that are routinely washed, such as cracks and crevices in tops of tables, food/feed preparation and holding surfaces for prepared foods.

3.3 Companion Animal Housing

Apply Advion WDG as a spot and/or crack-and-crevice treatment in unoccupied companion animal housing. Normal cleaning practices of the structure should be followed along with applications of Advion WDG insecticide to effectively control the crawling and flying insect pests listed in **Section 6.0**.

For unoccupied areas of companion animal structures such as kennels, apply as a spot and/or crack-and-crevice treatment to floors, vertical and overhead surfaces where listed crawling or flying insect pests are or may be present. Cover feeders and waterers before application to prevent contamination. Pay attention to areas such as windows and doors and areas where insect pests hide or congregate. Apply perimeter treatments in a uniform band 1-3 feet up and 2-6 feet out from the companion animal housing facility. Allow treated surfaces to dry before animal reentry. Maintaining a year-round integrated pest management program that includes multiple tactics will help prevent populations of pests from reaching problem levels.

3.3.1 SPECIFIC RESTRICTIONS FOR COMPANION ANIMAL HOUSING

- **Do not** apply to structures while occupied by companion animals.

- **Do not** make applications to any animal feedstuffs, water or watering equipment.
- **Do not** contaminate any animal food, feed, or water in and around companion animal housing when making applications.

4.0 APPLICATION DIRECTIONS

4.1 Methods of Application

4.1.1 INDOORS

Apply Advion WDG using a coarse low-pressure spray as a spot or crack and crevice treatment to infested areas or areas suspected to be infested. Make applications to areas including pest entry sites, attics, wall voids, behind cabinets or equipment, under counters or appliances, and along baseboards and reticulation systems. Advion WDG can be applied using ULV equipment such as a Micro Injector® or Actisol® machine for crack-and-crevice or spot applications only. Do not use ULV equipment to make spatial or fogging treatments.

4.1.2 OUTDOORS

Apply Advion WDG using a coarse, low-pressure spray as a spot, crack and crevice, general surface or perimeter banded treatment to control or prevent pest infestations. Perimeter band width must not be greater than a total of 7 feet. A perimeter band of 7 feet, for example, can include up to 3 feet up the exterior wall and out to 5 feet of horizontal surface away from the wall base, but not exceed a total of 7 feet.

4.2 Application Equipment

Small-volume applications to interior or exterior surfaces can be made with backpack or hand-held applicators. Advion WDG can be applied using ULV equipment such as a Micro Injector or Actisol machine for crack-and-crevice or spot applications only. Advion WDG can also be applied using foam-generating equipment (see section 4.5 for foaming instructions). For exterior applications with higher volumes, Advion WDG can be applied to exterior of structures using high-volume sprayers, truck-mounted or other power equipment.

4.3 Application Volume and Spray Coverage

For indoor use, apply no more than 1 gallon per 1,000 sq ft. For exterior use with backpack or other hand sprayers, 1-4 gallons per 1,000 sq ft is recommended. The maximum volume for exterior use is 4 gallons per 1,000 sq ft at 0.1% dilution (0.53 oz ai/1,000 sq ft).

For exterior use on medium to heavy infestations of pests, porous surfaces, complex sites, such as dense perimeter landscaping, dense mulching, or for maximum residual performance, use higher specified volumes.

For applications to exterior of structures using high-volume power-spray equipment, Advion WDG can be diluted to less than 0.05% concentration and applied at a higher volume. Lower mix rates with higher application volume helps ensure proper spray coverage and distribution of the insecticide. The higher spray volumes may be necessary for exterior applications to dense vegetation, mulch or other challenging areas around structures. As a mixing example, if targeted spray volume is 5 gallons of spray per 1,000 sq ft, mix 0.33 oz (1 packet) per 5 gallons of water. If targeted spray volume is 10 gallons of spray per 1,000 sq ft, mix 0.33 oz (1 packet) per 10 gallons of water. For exterior use in California, refer to Section 5.2 for application volume, treatment intervals and limits on numbers of applications.

4.4 Mixing Directions

- 1 **IMPORTANT: Do not pour Advion WDG into an empty tank.**
- 2 **Each packet must first be opened. Then pour the contents into the application or mixing tank.**
- 3 Clean application tank prior to using Advion WDG.
- 4 Fill application tank with water to about half of desired volume.
- 5 Pour the appropriate amount of Advion WDG into tank.
- 6 Agitate.
- 7 Fill tank with remaining volume of water and agitate again.
- 8 Treatment mixture is now ready to apply. If treatment mixture sits in the tank for extended periods, re-agitate prior to application.

4.4.1 TANK MIXING

Advion WDG may be tank-mixed with other currently registered pesticides unless expressly prohibited by the product label. To ensure compatibility, conduct a small volume mixing test with the other products. If using Advion WDG in a tank mixture, observe all directions for use, use rates, dilution ratios, precautions, and limitations which appear on the product labels. Follow the most restrictive label precautions and limitations and do not exceed labeled application rates for any product. This product should not be mixed with any product which prohibits such mixing.

4.4.2 FOR ADVION WDG IN NON-REFILLABLE PACKETS

Volume Water to Use (Gal)	Desired End Use Application Rate	Quantity of Advion WDG Packets needed
1	0.05%	1 packet (0.33 oz)
	0.10%	2 packets (0.66 oz)
3	0.05%	3 packets (1.0 oz)
	0.10%	6 packets (2.0 oz)
5	0.05%	5 packets (1.7 oz)
	0.10%	10 packets (3.3 oz)
25	0.05%	25 packets (8.25 oz)
	0.10%	50 packets (16.5 oz)

4.5 Delivery of Advion WDG as a Foam Preparation

For certain situations, it may be desirable to apply Advion WDG as a foam preparation for delivery by using foam-generating equipment. Foam applications are particularly useful for applications to voids, e.g. wall or other structural voids, for treating pests in difficult to reach areas.

Prepare the finished dilution of Advion WDG and mix it with manufacturer's specified volume of foaming agent to achieve the desired foam expansion ratio best suited to specific applications (provided in the text of this label). For best results, the foaming agent that is used should be non-repellent to the target species. For wall voids, galleries and spot applications, use an expansion ratio of greater than or equal to 25:1 to create foam with a drier consistency; for subsurface applications, concrete block, etc., use foam with wetter consistency with an expansion ratio in the range of 5:1 to 15:1.

4.5.1 MIXING TABLE FOR ADVION WDG FOAM

Advion WDG Use Dilution	Finished Mixture (Gallons)	Foam Expansion Ratio*	Finished Foam (Gallons)
0.05-0.1% (0.33 oz to 0.66 oz per 1 gallon of water)	1.0	25:1	25
	1.66	15:1	
	2.5	10:1	
	5.0	5:1	

* Add the manufacturer's recommended quantity of foaming agent to the Advion WDG dilution.

5.0 RESTRICTIONS AND PRECAUTIONS

5.1 Use Restrictions

- **DO NOT** formulate this product into other end-use products without written permission of Syngenta.
- **Chemigation: DO NOT** apply this product through any type of irrigation system.
- **DO NOT** apply this product in commercial nurseries and greenhouses or on sod farms. Not for use on plants being grown for sale or other commercial use, or for commercial seed production.
- Keep people and pets away from treated areas until treatment has dried.
- **DO NOT** apply a broadcast or general surface application to interior surfaces of residential or commercial structures.
- **DO NOT** apply as a spatial or fogging treatment using ULV equipment.
- **DO NOT** apply this product to pets or edible crops.
- **DO NOT** use water-based sprays of Advion WDG in or on electrical equipment or outlets due to possible shock hazard.
- At residential sites, all food-processing surfaces and utensils in the treatment area must be covered during treatment or thoroughly washed before reuse.
- **DO NOT** apply this product in patient rooms or in any rooms being occupied including rooms occupied by the elderly or infirm.
- **DO NOT** apply to classrooms when in use.
- **DO NOT** apply to institutions (e.g., libraries and recreational facilities) when occupants are present in the immediate area/room being treated.
- **DO NOT** use in aircraft cabins.
- **DO NOT** clean equipment near wells, water sources or desirable vegetation. Dispose of waste rinse water in accordance with local regulations.
- **DO NOT** use to treat drywood termites in New York State

5.2 California Restrictions on Exterior Applications

When applying Advion WDG to the exterior of structures, do not exceed the limitations listed in the following table.

Small-Volume Applications Using Backpack or Hand-held Applicators				
Volumes \leq 3 Gallons per 1,000 sq ft				
Amount of Advion WDG per Gallon (oz)	Dilution Concentration	Application Volume (Gal/1,000 ft ²)	Minimum Treatment Interval (days)	Maximum Number of Applications per Year
0.33	0.05%	1-3	30	12
0.66	0.10%	1-1.5	30	12
High-Volume Applications Using Power Sprayers				
Volumes \geq 3 Gallons per 1,000 sq ft				
Amount of Advion WDG per 10 Gallons (oz)	Dilution Concentration	Application Volume (Gal/1,000 ft ²)	Minimum Treatment Interval (days)	Maximum Number of Applications per Year
3.3	0.05%	3	30	12
		4	30	4
1.7	0.025%	4-7	30	6
0.66	0.010%	4-10	30	12
0.33	0.005%	4-10	7 days	12

5.3 Spray Drift Advisories

THE APPLICATOR IS RESPONSIBLE FOR AVOIDING OFF-SITE SPRAY DRIFT. BE AWARE OF NEARBY NON-TARGET SITES AND ENVIRONMENTAL CONDITIONS.

IMPORTANCE OF DROPLET SIZE

An effective way to reduce spray drift is to apply large droplets. Use the largest droplets that provide target pest control. While applying larger droplets will reduce spray drift, the potential for drift will be greater if applications are made improperly or under unfavorable environmental conditions.

TEMPERATURE AND HUMIDITY

When making applications in hot and dry conditions, use larger droplets to reduce effects of evaporation.

WIND

Drift potential generally increases with wind speed. AVOID APPLICATIONS DURING GUSTY WIND CONDITIONS. Applicators need to be familiar with local wind patterns and terrain that could affect spray drift

Handheld Technology Applications

- Take precautions to minimize spray drift.

6.0 PEST CONTROL USE DIRECTIONS

RE-TREATMENT DIRECTIONS FOR ALL PESTS

Application to specific areas previously untreated can be made as directed. Under normal pest situations or with maintenance applications, a treatment interval of 30 days is usually sufficient to maintain control. For heavy infestations to gain control, make two applications at 7-day intervals, then revert to maintenance application intervals. For use in California, refer to **Section 5.2** for retreatment intervals.

6.1 Ants

Target Pest		
Ants		
Concentration of Active Ingredient in Final Dilution	Location	Use Directions
Apply using a treatment dilution containing 0.05%–0.1% indoxacarb in water. Refer to Section 4.4 for mixing instructions. For heavy infestations of ants and/or extreme environmental conditions, use the 0.1% rate.	Indoors	Apply using a coarse, low-pressure spray as a spot or crack-and-crevice treatment at a maximum volume of 1 gallon per 1,000 sq ft. Target active ant trails, nests, or other infested areas or areas suspected to be infested. Spot or crack-and-crevice applications of Advion WDG may be made to areas including pest entry sites, attics, wall voids, behind cabinets or equipment, under counters or appliances, along baseboards and reticulation systems.

Target Pest		
Ants		
Concentration of Active Ingredient in Final Dilution	Location	Use Directions
<p>Apply using a treatment dilution containing 0.05%–0.1% indoxacarb in water. Refer to Section 4.4 for mixing instructions. For heavy infestations of ants and/or extreme environmental conditions, use the 0.1% rate.</p>	Indoors	<p>Advion WDG can be applied using ULV equipment such as a Micro Injector or Actisol machine for crack-and-crevice or spot applications only.</p> <p>Ants contacting hard surfaces recently treated with Advion WDG (or fresh deposits) may transfer lethal doses to other (untreated) ants. Brief or limited exposures to fresh Advion WDG deposits on porous or non-porous surfaces (or across a wide range of surfaces) are still effective at killing ants.</p>
	Outdoors	<p>Apply using a coarse, low-pressure spray as a spot, crack-and-crevice, general surface or perimeter banded treatment to control or prevent ant infestations.</p> <p>A perimeter band of 7 ft total, for example, can include a maximum of 2 ft up the exterior wall and a maximum of 5 ft out from horizontal substrate away from the wall base.</p> <p>Treat heavier infestations or more complex substrates such as stone or brick with greater volumes of treatment dilution.</p> <p>Refer to Section 4.3 for application volume information.</p> <p>In addition to exterior structural elements, outdoor nesting sites such as refuse collection areas, flower/mulch beds, adjacent tree holes, surrounding turf areas, crawl spaces, or other nest/foraging sites, and foraging trails can be treated.</p>

continued...

6.1 Ants (continued)

Target Pest		
Ants		
Concentration of Active Ingredient in Final Dilution	Location	Use Directions
Apply using a treatment dilution containing 0.05%–0.1% indoxacarb in water. Refer to Section 4.4 for mixing instructions. For heavy infestations of ants and/or extreme environmental conditions, use the 0.1% rate.	Outdoors	Treat ant nests or mounds directly using 1–2 gallons of treatment dilution per mound. Surfaces commonly used by ants for foraging such as outdoor edges/frames of windows, doors, utility penetrations, roof lines or eaves, and other structural edges may also be treated. See Section 5.2 for directions for outdoor use in California. Ants contacting hard surfaces recently treated with Advion WDG (or fresh deposits) may transfer lethal doses to other (untreated) ants. Brief or limited exposures to fresh Advion WDG deposits on porous or non-porous surfaces (or across a wide range of surfaces) are still effective at killing ants.
USE RESTRICTIONS		
1) Refer to Sections 5.1 and 5.2 for additional product use restrictions.		

6.2 Carpenter Bees

Target Pest		
Carpenter Bees		
Concentration of Active Ingredient in Final Dilution	Location	Use Directions
Apply using a treatment dilution containing 0.05%–0.1% indoxacarb in water. Refer to Section 4.4 for mixing instructions.	Indoors or Outdoors	Advion WDG is effective at killing carpenter bees. Direct application to bees and their nests should be made to improve treatment to galleries. When treating bee galleries, complete coverage of wood surfaces is important for optimal control.
Precaution: <ul style="list-style-type: none"> • Advion WDG will provide adequate control but is not a quick knockdown agent. 		
USE RESTRICTIONS		
1) Refer to Section 5.1 for additional product use restrictions.		

6.3 Cockroaches

Target Pest		
Cockroaches		
Concentration of Active Ingredient in Final Dilution	Location	Use Directions
Apply using a treatment dilution containing 0.05%–0.1% indoxacarb in water. Refer to Section 4.4 for mixing instructions. For heavy infestations of cockroaches and/or extreme environmental conditions, use the higher listed rate.	Indoors	Apply using a coarse, low-pressure, spot or crack-and-crevice treatment at a maximum volume of 1 gallon per 1,000 sq ft. Target areas of cockroach infestation or areas known or suspected to be cockroach harborage sites. Spot or crack-and-crevice applications can be made to areas including pest entry sites, attics, wall voids, behind cabinets or equipment, under counters or appliances, and along baseboards and reticulation systems. Advion WDG can be applied using ULV equipment such as a Micro Injector or Actisol machine for crack-and-crevice or spot applications only.
	Outdoors	Apply using a coarse, low-pressure spray as a spot, crack-and-crevice, general surface or perimeter banded treatment to control or prevent cockroach infestations. A perimeter band of 7 ft total, for example, can include a maximum of 2 ft up the exterior wall and a maximum of 5 ft out from horizontal substrate away from the wall base. Treat heavier infestations or more complex substrates, such as stone or brick with greater volumes of treatment solution.

Target Pest		
Cockroaches		
Concentration of Active Ingredient in Final Dilution	Location	Use Directions
Apply using a treatment dilution containing 0.05%–0.1% indoxacarb in water. Refer to Section 4.4 for mixing instructions. For heavy infestations of cockroaches and/or extreme environmental conditions, use the higher listed rate.	Outdoors	Refer to Section 4.3 for application volume information. In addition to exterior structural elements, treat outdoor breeding sites, such as refuse collection areas, loading docks, adjacent tree holes, crawl spaces, or other sources of cockroach infestations. Apply Advion WDG in harborage areas around the structure or where pests are likely to enter or rest, such as utility entry points, weep holes, eaves of structures, around windows or doors, or around lights. See Section 5.2 for directions for outdoor use in California.
	For use in Companion Animal Housing, refer to Section 3.3 .	
USE RESTRICTIONS		
1) Refer to Sections 5.1 and 5.2 for additional product use restrictions.		

6.4 Fleas

Target Pest		
Fleas (larvae and adults)		
Concentration of Active Ingredient in Final Dilution	Location	Use Directions
Apply using a treatment dilution containing 0.05%–0.1% indoxacarb in water. Refer to Section 4.4 for mixing instructions.	Indoors	Direct application as crack-and-crevice or spot treatment to and around pet bedding areas and other known breeding areas of adult or larval fleas.
	Outdoors	Direct application as spot or broadcast treatment within perimeter of structures known to harbor fleas. Use of higher volume (2-4 gallons per 1,000 sq ft) will provide better coverage in most outdoor substrates, such as lawn, mulch, and other flea breeding areas. Target areas where pets or other animals tend to rest, particularly shady moist areas where fleas can survive and develop. Use of an insect growth regulator in combination (as tank-mix or sequentially) can improve the control of fleas by reducing the number of immature fleas that develop. Use of on-animal treatments as recommended by a veterinarian can greatly improve the overall control of flea problems and is suggested as a part of an integrated control program. See Section 5.2 for directions for outdoor use in California.
For use in Companion Animal Housing, refer to Section 3.3 .		
USE RESTRICTIONS		
1) Refer to Sections 5.1 and 5.2 for additional product use restrictions.		

6.5 Flies (Including Permethrin-Resistant House Flies)

Target Pest		
Concentration of Active Ingredient in Final Dilution	Location	Use Directions
House flies Fruit flies Stable flies		Filth / flesh flies Nuisance Flies (such as cluster flies, Phorid flies, and non-biting midges)
<p>Apply using a treatment dilution containing 0.05%–0.1% indoxacarb in water. Refer to Section 4.4 for mixing instructions.</p> <p>For stable flies and permethrin-resistant house flies, use higher concentration (0.1%)</p>	Indoors	Apply as a crack-and-crevice or spot application to fly resting areas at a maximum volume of 1 gallon per 1,000 sq ft. Advion WDG applied to hard surfaces (i.e., non-porous or indoor-type environments) is effective at controlling house flies and fruit flies.
	Outdoors	Apply as a spot or surface/broadcast application directly to flies or to fly resting areas. Use of higher volumes (2–4 gallons per 1,000 sq ft) will provide better coverage in or on many outdoor substrates and areas. See Section 5.2 for directions for outdoor use in California.
	<p>Fly control in companion animal structures (see Section 3.3 for additional information on application in and around companion animal housing):</p> <p>Advion WDG can be used in companion animal housing to control house flies, stable flies, nuisance flies (such as gnats, midges), and similar flying insect pests. Apply as a general surface, spot or a crack-and-crevice application to areas where flying pests collect, rest or breed. If needed, Advion WDG can be reapplied 7 days after previous treatment, or if heavy rainfall occurs, repeat as necessary.</p> <p>For indoor applications to companion animal housing structures, treat surfaces, including walls, ceilings, around doors and windows, floors, and walkways. Do not contaminate or apply to feed or feedstuffs, water or watering equipment.</p>	

continued...

6.5 Flies (Including Permethrin-Resistant House Flies)
(continued)

Target Pest		
Concentration of Active Ingredient in Final Dilution	Location	Use Directions
House flies Fruit flies Stable flies		
Filth / flesh flies Nuisance Flies (such as cluster flies, Phorid flies, and non-biting midges)		
Apply using a treatment dilution containing 0.05%–0.1% indoxacarb in water. Refer to Section 4.4 for mixing instructions. For stable flies and permethrin-resistant house flies, use higher concentration (0.1%)	For outdoor applications, treat soil, vegetation, or other substrates in a band up to 7 feet wide adjacent to the building foundations and walls, around doors and windows, and overhead areas where pests are active or may find entry or harborage. Control will be enhanced when facilities are cleaned and indoor applications are supplemented with outdoor perimeter treatments. For the most effective management of fly populations in and around companion animal housing, an integrated pest management plan that includes sanitation, biological control, and use of insecticides with differing modes of action should be used. Use of fly baits will complement the effectiveness of Advion WDG. In addition, use of an insect growth regulator in combination (as tank-mix or sequentially) can improve the control of flies by reducing the number of fly larvae that develop into adults.	
USE RESTRICTIONS		
1) Refer to Sections 5.1 and 5.2 for additional product use restrictions.		

6.6 Occasional Invaders and Aggregating Pests

Target Pest		
Beetles	Grasshoppers	Sowbugs
Boxelder bugs	Kudzu bugs	Springtails
Carpet moths	Millipedes	Stink bugs (including brown marmorated stink bug)
Centipedes	Pillbugs	
Crickets	Silverfish	
Earwigs		
Concentration of Active Ingredient in Final Dilution	Location	Use Directions
<p>Apply using a treatment dilution containing 0.05%–0.1% indoxacarb in water. Refer to Section 4.4 for mixing instructions.</p> <p>For heavy infestations and/or extreme environmental conditions, use the higher listed rate.</p>	Indoors	<p>Apply using a coarse, low-pressure spray as a spot or crack-and-crevice treatment at a maximum volume of 1 gallon per 1,000 sq ft. Target infested areas or areas suspected to be infested. Direct applications can be made to areas including pest entry sites, attics, wall voids, behind cabinets or equipment, under counters or appliances, along baseboards, storage rooms, garage areas, basements and reticulation systems.</p>
	Outdoors	<p>Apply using a coarse, low-pressure spray as a spot, crack-and-crevice, general surface or perimeter banded treatment to control listed insect pests and to help prevent these nuisance pests from invading the structure. A perimeter band of 7 ft total, for example, can include a maximum of 2 ft up the exterior wall and a maximum of 5 ft out from horizontal substrate away from the wall base.</p>

continued...

6.6 Occasional Invaders and Aggregating Pests (continued)

Target Pest		
Beetles	Grasshoppers	Sowbugs
Boxelder bugs	Kudzu bugs	Springtails
Carpet moths	Millipedes	Stink bugs (including brown marmorated stink bug)
Centipedes	Pillbugs	
Crickets	Silverfish	
Earwigs		
Concentration of Active Ingredient in Final Dilution	Location	Use Directions
<p>Apply using a treatment dilution containing 0.05%–0.1% indoxacarb in water. Refer to Section 4.4 for mixing instructions.</p> <p>For heavy infestations and/or extreme environmental conditions, use the higher listed rate.</p>	Outdoors	<p>Apply Advion WDG in harborage areas around the structure or where pests are likely to enter or rest, such as utility entry points, weep holes, eaves of structures, around windows or doors, or around lights.</p> <p>Treat heavier infestations or more complex substrates, such as stone or brick, with higher volumes of treatment solution.</p> <p>Refer to Section 4.3 for application volume information.</p> <p>See Section 5.2 for directions for outdoor use in California.</p>
	For use in Companion Animal Housing, refer to Section 3.3 .	
USE RESTRICTIONS		
1) Refer to Sections 5.1 and 5.2 for additional product use restrictions.		

6.7 Pantry Insects/Stored Product Insect Pests

Target Pest				
Pantry Insects/Stored Product Insect Pests, Including:				
<table> <tr> <td style="vertical-align: top;"> <i>Beetles and Weevils:</i> Cigarette beetle Confused flour beetle Drugstore beetle Granary weevil Lesser grain borer Lesser mealworm (Darkling beetle) Mealworms (yellow or dark) Red flour beetle Rice weevil Saw-toothed grain beetle </td> <td style="vertical-align: top;"> <i>Moths:</i> Anguimois grain moth Indian meal moth Mediterranean flour moth </td> </tr> </table>			<i>Beetles and Weevils:</i> Cigarette beetle Confused flour beetle Drugstore beetle Granary weevil Lesser grain borer Lesser mealworm (Darkling beetle) Mealworms (yellow or dark) Red flour beetle Rice weevil Saw-toothed grain beetle	<i>Moths:</i> Anguimois grain moth Indian meal moth Mediterranean flour moth
<i>Beetles and Weevils:</i> Cigarette beetle Confused flour beetle Drugstore beetle Granary weevil Lesser grain borer Lesser mealworm (Darkling beetle) Mealworms (yellow or dark) Red flour beetle Rice weevil Saw-toothed grain beetle	<i>Moths:</i> Anguimois grain moth Indian meal moth Mediterranean flour moth			
Concentration of Active Ingredient in Final Dilution	Location	Use Directions		
Apply using a treatment dilution containing 0.05%–0.1% indoxacarb in water. Refer to Section 4.4 for mixing instructions.	Indoors	Before application, remove and discard infested food materials. For control of pantry insect pests/ stored product insect pests, apply as a crack-and-crevice or spot treatment at a maximum volume of 1 gallon per 1,000 sq ft to infested areas, focusing on cracks in food storage areas, closets, cabinets, shelving, baseboards, and other areas where products are stored or used for transport. Direct application to pantry insect pests will provide best results. Remove or cover any remaining food items or food-serving surfaces.		
USE RESTRICTIONS				
1) Refer to Section 5.1 for additional product use restrictions. 2) Do not apply directly to food.				

6.8 Subterranean Termites

Target Pest		
Concentration of Active Ingredient in Final Dilution	Location	Use Directions
Subterranean termite species: <i>Coptotermes</i> <i>Heterotermes</i> <i>Reticulitermes</i>		Dampwood termites: <i>Zootermopsis</i>
Apply using a treatment dilution containing 0.05%–0.1% indoxacarb in water. Refer to Section 4.4 for mixing instructions.	Indoors and Outdoors	Advion WDG can be applied as a spot treatment in and around structures to kill active termites by applying as a coarse liquid spray at 1 gallon per 10 sq ft of infested area. Alternatively, Advion WDG may be applied as a foam preparation to kill active termites. See Section 4.5 for foam applications. Treat infested sites directly. Treatment of Posts, Poles, Stumps or Trees. Use direct applications to kill exposed termites. Most spot applications can be conducted using 1-2 gallons of dilution. Do not treat bearing fruit or nut trees. For heavy infestations of termites and/or extreme environmental conditions, use the higher listed rate. See Section 5.2 for restrictions on outdoor use in California.

Precautions:

- This product will kill workers and/or winged reproductive forms of termites present at the time of application only.
- Application of this product will not provide structural protection nor substitute for mechanical alteration, soil or foundation treatment with termiticide.
- This product is not to be used as sole protection against termites as it is not designed to offer structural protection and will not prevent future infestations.
- A professional inspection is recommended.

USE RESTRICTIONS

- 1) Refer to **Section 5.1** for additional product use restrictions.
- 2) **DO NOT** use this product as the sole source of control for active, structural infestations by subterranean termites; the purpose of this application is to kill workers and/ or winged reproductive forms of termites which are present at the time of treatment. It is not intended to provide structural pest control. It is not a substitute for mechanical alteration, soil and foundation treatment, but merely a supplement. For active, structural infestations by subterranean termites, this product can only be used to supplement a federally registered termiticide product that is registered as a sole source for termite control. This product will not eliminate termite infestations or provide protection against future infestations.

6.9 Drywood Termites

Target Pest		
Drywood termites (including the following genera): <i>Incisitermes</i> <i>Cryptotermes</i> <i>Marginitermes</i>		
Concentration of Active Ingredient in Final Dilution	Location	Use Directions
Apply using a treatment dilution containing 0.1% indoxacarb in water. Refer to Section 4.4 for mixing instructions. Refer to Section 4.5 for application as a foam preparation.	Indoors and Outdoors	To control drywood termites in localized areas of infested wood in structures, apply 0.1% Advion WDG as a liquid or foam to voids, termite galleries in damaged wood, and/or in spaces between wood and foundations. Locate termite galleries by using visual signs (e.g., fresh fecal pellets or blistered wood), the presence of live pests, mechanical sounding techniques (tapping on the wood surface and listening for changes in sound to indicate changes in wood density), listening devices, motion detection devices or other technologies that help pinpoint drywood termite activity.

Target Pest		
Drywood termites (including the following genera): <i>Incisitermes</i> <i>Cryptoterme</i> s <i>Marginitermes</i>		
Concentration of Active Ingredient in Final Dilution	Location	Use Directions
Apply using a treatment dilution containing 0.1% indoxacarb in water. Refer to Section 4.4 for mixing instructions. Refer to Section 4.5 for application as a foam preparation.	Indoors and Outdoors	Wood Injection Method Drill small diameter holes of appropriate size for the injection tip or use a self-puncturing tip, positioned to intersect termite galleries within infested wood. Drywood termite emergence holes or pellet kick-out holes connect directly to galleries and are indicators of potential sites to drill and inject Advion WDG. Care should be taken to avoid electrical wiring, plumbing, etc. when drilling and injecting. Do not drill or puncture completely through wood. Spacing of the holes will depend on the distribution of insect activity and galleries. Injection holes may be clustered in areas with insect activity as indicated by damage, live insects or other indicators previously described. For large beams (4 inches x 10 inches or larger), injection holes on opposite sides may be necessary to effectively penetrate termite galleries. Apply up to 50 ml (1.7 fl oz) of diluted Advion WDG liquid at each injection hole. If using Advion WDG as a foam preparation, inject a sufficient amount to fill galleries. Re-treatment guidelines: Reapply if insect activity within treated area is detected 4 or more weeks following treatment. For best results in re-treating galleries, inject Advion WDG into new injection holes positioned between previous injection sites.

continued...

6.9 Drywood Termites (*continued*)

Precautions:

- Treatment requirements for drywood termite control may vary due to state and local regulations. For advice concerning current drywood termite control regulations under local conditions, consult your State structural pest control regulatory agency.
- When used as directed on this label, Advion WDG will provide effective remedial control of localized infestations of drywood termites. Knowledge of the biology and behavior of the drywood termite species involved, the locations and the extent of the infestation(s) will help ensure successful control.
- Application of this product will not provide structural protection nor substitute for mechanical alteration, soil or foundation treatment with termiticide.
- This product is not to be used as sole protection against termites as it is not designed to offer structural protection and will not prevent future infestations.
- A professional inspection is recommended.

USE RESTRICTIONS

- 1) Refer to **Section 5.1** for additional product use restrictions.
- 2) **Do not** use to treat drywood termites in New York State

6.10 Wasps

Target Pest		
Wasps		
Concentration of Active Ingredient in Final Dilution	Location	Use Directions
Apply using a treatment dilution containing 0.05%–0.1% indoxacarb in water. Refer to Section 4.4 for mixing instructions.	Indoors or Outdoors	Direct application to insects including nests should be made with pin stream or coarse spray. Ensure complete coverage when treating nests directly.
Precaution: <ul style="list-style-type: none"> • Advion WDG will provide control but is not a quick knockdown agent. 		
USE RESTRICTIONS		
1) Refer to Section 5.1 for additional product use restrictions.		

7.0 STORAGE AND DISPOSAL

STORAGE AND DISPOSAL

Do not contaminate water, food, or feed by storage or disposal.

Pesticide Storage: Store product in original container only in a location inaccessible to children and pets. Do not contaminate water, other pesticides, fertilizer, food, or feed in storage.

Pesticide Disposal: Do not contaminate water, food, or feed by storage or disposal. Pesticide wastes are acutely hazardous. Improper disposal of excess pesticide, spray mixture or rinsate is a violation of Federal Law. If these wastes cannot be disposed of by use according to label instructions, contact your State Pesticide or Environmental Control Agency, or the Hazardous Waste representative at the nearest EPA Regional office for guidance.

Container Handling [plastic packets]: Non-refillable container. Do not reuse or refill this container. Completely empty plastic packet into application equipment. Then offer for recycling if available, or dispose of empty packet in the trash, in a sanitary landfill, or by incineration.

Container Handling [bags]: Non-refillable container. Do not reuse or refill this container. Completely empty bag into application equipment. Then offer for recycling if available, or dispose of empty bag in the trash, in a sanitary landfill, or by incineration.

Container Handling [less than or equal to 50 pounds]: Non-refillable container. Do not reuse or refill this container. Triple rinse container (or equivalent) promptly after emptying. Triple rinse as follows: Empty the remaining contents into application equipment or a mix tank. Fill the container 1/4 full with water and recap. Shake for 10 seconds. Pour rinsate into application equipment or a mix tank or store rinsate for later use or disposal. Drain for 10 seconds after the flow begins to drip. Repeat this procedure two more times. Then offer for recycling if available or puncture and dispose of in a sanitary landfill, or by incineration, or by other procedures approved by state and local authorities.

Container Handling [fiber drums with liners]: Non-refillable container. Do not reuse or refill this container. Completely empty liner by shaking and tapping sides and bottom to loosen clinging particles. Empty residue into application equipment. Then offer for recycling if available or dispose of liner in a sanitary landfill, or by incineration, or by other procedures approved by state and local authorities. If drum is contaminated and cannot be reused, dispose of it in the manner required for its liner.

8.0 CONDITIONS OF SALE AND LIMITATION OF WARRANTY AND LIABILITY

NOTICE: Read the entire Directions for Use and Conditions of Sale and Limitation of Warranty and Liability before buying or using this product. If the terms are not acceptable, return the product at once, unopened, and the purchase price will be refunded.

The Directions for Use of this product must be followed carefully. It is impossible to eliminate all risks inherently associated with the use of this product. Crop injury, ineffectiveness or other unintended consequences may result because of such factors as manner of use or application, weather or crop conditions, presence of other materials or other influencing factors in the use of the product, which are beyond the control of Syngenta Crop Protection, LLC or Seller. To the extent permitted by applicable law, Buyer and User agree to hold SYNGENTA and Seller harmless for any claims relating to such factors.

SYNGENTA warrants that this product conforms to the chemical description on the label and is reasonably fit for the purposes stated in the Directions for Use, subject to the inherent risks referred to above, when used in accordance with directions under normal use conditions. To the extent permitted by applicable law: (1) this warranty does not extend to the use of this product contrary to label instructions, or under conditions not reasonably foreseeable to or beyond the control of Seller or SYNGENTA, and (2) Buyer and User assume the risk of any such use. TO THE EXTENT PERMITTED BY APPLICABLE LAW, SYNGENTA MAKES NO WARRANTIES OF MERCHANTABILITY OR OF FITNESS FOR A PARTICULAR PURPOSE NOR ANY OTHER EXPRESS OR IMPLIED WARRANTY EXCEPT AS WARRANTED BY THIS LABEL.

To the extent permitted by applicable law, in no event shall SYNGENTA be liable for any incidental, consequential or special damages resulting from the use or handling of this product. **TO THE EXTENT PERMITTED BY APPLICABLE LAW, THE EXCLUSIVE REMEDY OF THE USER OR BUYER, AND THE EXCLUSIVE LIABILITY OF SYNGENTA AND SELLER FOR ANY AND ALL CLAIMS, LOSSES, INJURIES OR DAMAGES (INCLUDING CLAIMS BASED ON BREACH OF WARRANTY, CONTRACT, NEGLIGENCE, TORT, STRICT LIABILITY OR OTHERWISE) RESULTING FROM THE USE OR HANDLING OF THIS PRODUCT, SHALL BE THE RETURN OF THE PURCHASE PRICE OF THE PRODUCT OR, AT THE ELECTION OF SYNGENTA OR SELLER, THE REPLACEMENT OF THE PRODUCT.**

SYNGENTA and Seller offer this product, and Buyer and User accept it, subject to the foregoing Conditions of Sale and Limitation of Warranty and Liability, which may not be modified except by written agreement signed by a duly authorized representative of SYNGENTA.

Advion®, the ALLIANCE FRAME
the SYNGENTA Logo
and the PURPOSE ICON
are Trademarks of a
Syngenta Group Company



Actisol® is a trademark of Environmental Delivery Systems, Inc.

Micro Injector® is a trademark of Whitmire Micro-Gen
Research Laboratories, Inc.

©2021 Syngenta

For non-emergency (e.g., current product information), call
Syngenta Crop Protection at 1-800-334-9481

Manufactured for:
Syngenta Crop Protection, LLC
P.O. Box 18300
Greensboro, North Carolina 27419-8300

**SCP 1501B-L4C 0521
4128475**



(01) 0 07 02941 63952 2

INDOXACARB GROUP 22A INSECTICIDE



Insecticide

For use in and around single and multi-family residential buildings; schools; institutional, commercial, and industrial facilities (including warehouses, apartments, supermarkets, restaurants, motels, hotels, hospitals, daycare facilities, food-handling/storage/processing establishments and zoos); transportation equipment, such as aircraft, trains, ships, boats, and buses; and companion animal housing.

Do not use this product as the sole source of control for active structural infestations by termites.

Active Ingredient:	
Indoxacarb*:	20.0%
Other Ingredients:	80.0%
Total:	100.0%

*CAS No. 173584-44-6

Indoxacarb belongs to the oxadiazine chemical class.

Advion® WDG is a water-dispersible granule (WG) that contains 0.2 lb indoxacarb per lb product.

KEEP OUT OF REACH OF CHILDREN CAUTION/PRECAUCIÓN

Si usted no entiende la etiqueta, busque a alguien para que se la explique a usted en detalle. (If you do not understand the label, find someone to explain it to you in detail.)

See booklet for directions for use.

EPA Reg. No. 100-1501

EPA Est. No. 67545-AZ-1

SCP 1501B-L4C 0521 4128475

1.65 oz

(5 x 0.33 oz pouches)

Net Contents

Advion® and the SYNGENTA Logo are Trademarks of a Syngenta Group Company ©2021 Syngenta



PRECAUTIONARY STATEMENTS

Hazards to Humans and Domestic Animals

CAUTION

Harmful if swallowed. Causes moderate eye irritation. Harmful if absorbed through skin. Avoid contact with skin, eyes or clothing. Wash thoroughly with soap and water after handling. Harmful if inhaled. Avoid breathing (dust, vapor or spray mist). Remove contaminated clothing and wash clothing before reuse.

Environmental Hazards

This pesticide is toxic to fish and aquatic invertebrates. Do not apply directly to water, or to areas where surface water is present or to intertidal areas below the mean high water mark. Do not contaminate water when disposing of equipment rinse water. Drift and runoff may be hazardous to aquatic organisms in water adjacent to treated areas. Runoff of this product will be reduced by avoiding applications when rainfall is likely to occur within 24 hours. Rinsing application equipment over the treated area will help avoid runoff to water bodies or drainage systems. Do not apply to any impervious surfaces which may contact or lead directly to surface water, storm drains, or urban runoff conveyance systems (gutters).

See additional precautionary statements in booklet.

FIRST AID

If swallowed: Call a poison control center or doctor immediately for treatment advice. Have person sip a glass of water if able to swallow. Do not induce vomiting unless told to by the poison control center or a doctor. Do not give anything by mouth to an unconscious person. **If in eyes:** Hold eye open and rinse slowly and gently with water for 15-20 minutes. Remove contact lenses, if present, after the first 5 minutes, then continue rinsing eye. Call a poison control center or doctor for treatment advice. **If on skin or clothing:** Remove contaminated clothing. Rinse skin immediately with plenty of water for 15-20 minutes. Call a

poison control center or doctor for treatment advice. **If inhaled:** Move person to fresh air. If person is not breathing, call 911 or an ambulance, then give artificial respiration, preferably mouth-to-mouth if possible. Call a poison control center or doctor for treatment advice. Have the product container or label with you when calling a poison control center or doctor, or going for treatment.

HOT LINE NUMBER: For 24-Hour Medical Emergency Assistance (Human or Animal) or Chemical Emergency Assistance (Spill, Leak, Fire, or Accident), Call **1-800-888-8372**.

STORAGE AND DISPOSAL

Do not contaminate water, food, or feed by storage or disposal. **Pesticide Storage:** Store product in original container only in a location inaccessible to children and pets. Do not contaminate water, other pesticides, fertilizer, food, or feed in storage. **Pesticide Disposal:** Do not contaminate water, food, or feed by storage or disposal. Pesticide wastes are acutely hazardous. Improper disposal of excess pesticide, spray mixture or rinsate is a violation of Federal Law. If these wastes cannot be disposed of by use according to label instructions, contact your State Pesticide or Environmental Control Agency, or the Hazardous Waste representative at the nearest EPA Regional office for guidance. **Container Handling:** Non-refillable container. Do not reuse or refill this container. Completely empty plastic packet into application equipment. Then offer for recycling if available, or dispose of empty packet in the trash, in a sanitary landfill, or by incineration.

Manufactured for:
Syngenta Crop Protection, LLC
P.O. Box 18300
Greensboro, North Carolina 27419-8300

SCP 1501B-L5B 0521 4128470